



DECORATIVE STITCHING MACHINE

59-83

TYPE 2, 3 & 4

PARTS CATALOG

For Serial Numbers 1409 and up.

FIFTH EDITION
JUNE, 1979



APPAREL EQUIPMENT DIVISION

2115 W. Laburnum Avenue, Richmond, Virginia 23227 • 804-355-7961 • Telex: 82-8316

AMF INCORPORATED

Printed in U.S.A.



AMF APPAREL EQUIPMENT DIVISION
GENERAL OPERATING PRECAUTIONS

Equipment described in this manual has been carefully designed and manufactured to our high quality standards. Special attention has been devoted to convenience of operation while simultaneously providing effective hazard protection for operating personnel.

Any piece of machinery can become dangerous to personnel when improperly operated or poorly maintained. Our service personnel are highly skilled and competent in operation and maintenance of our equipment which is installed under their supervision. A major portion of installation supervision time is devoted to instruction and training of your personnel in the operation and maintenance of this equipment. It is incumbent upon you that all personnel who will be expected to operate or maintain this equipment be required to participate in these training and instruction sessions.

Our Service Department is highly skilled in the operation and maintenance of our equipment. It is recommended that you call on their services on a regular and preferably periodic basis to insure proper maintenance of your equipment, and competent training of your personnel.



APPAREL EQUIPMENT

AMF WARRANTY POLICY ON NEW AND RECONDITIONED EQUIPMENT

What is Covered

90 day warranty on both service and parts due to defects in workmanship or materials.

Warranty period shall begin on completed installation date.

One year warranty on parts. Any part customer feels is defective, customer must return, freight prepaid, to AMF Richmond. Upon receiving the part, AMF will inspect and if the part is found to be defective, it will be replaced at no charge to customer.

What is not Covered

Normal adjustments and routine maintenance will not be covered. This is the sole responsibility of the customer.

Cleaning and lubrication of equipment.

Parts found to be altered, broken or damaged due to neglect or improper installation or application.

Shipping or delivery charges.

WHAT TO DO IF THERE IS A QUESTION REGARDING WARRANTY

The satisfaction and goodwill of owners and lessee's of AMF Equipment are of primary concern to AMF Manufacturer's Representatives and AMF Apparel Equipment Division. In the event that a warranty matter is not handled to your satisfaction, the following steps are suggested:

1. Discuss the problem with the nearest AMF Manufacturer's Representative.
2. Contact the customer Service Manager at the address below:

Apparel Equipment Division
AMF Incorporated
2115 W. Laburnum Avenue
Richmond, Virginia 23227
Telephone: 804/355-7961

To help insure smooth operation of the AMF Decorative Stitching Machine, the following preventative maintenance should be performed daily, weekly and monthly as indicated:

Daily

1. Clean bottom looper roller, roller must turn freely.
2. Remove any thread and lint from thread drum.

Weekly

1. Clean and oil both needle bars.
2. Check for worn, retaining rings and pins.
3. Make sure needle stops are clean.
4. Make sure needle stop springs are clean and not broken.
5. Reset needle release.
6. Clean top and bottom loopers, check timing.
7. Check belts for proper tension and alignment.
8. Check tension finger timing and clean wax from same. Should be polished or replaced if there is a groove or burrs.
9. Oil machine and ~~grease gears.~~

This catalog is issued for Stitching Machines Type 2, 3, & 4, Serial No. 1409 & up.

To locate parts - refer to "MECHANISM INDEX" on Page 5B, 5C, or 5D which lists the page numbers for various units - such as Handwheel and Cam Shaft, Clutch, etc. - where the individual parts are illustrated and listed.

Parts are shown in exploded views in the general sequence of assembly with references to assist in locating views of mating parts.

Part numbers are called out numerically where practicable and will be found on the listing page immediately following the illustration on which they appear.

AMF standard and semi-standard stitch parts, also commercial parts, are listed and illustrated in this catalog.

All commercial hardware is illustrated on the proper page of its use and is called out by a rectangular shaped balloon. Using this item number the part number can be found in the "Commercial Parts List", beginning on Page 2000C.

If any item in this catalog is wanted, it may be ordered by specifying the quantity wanted, the part number, description of part, and the serial number of the machine.

Example: 2 parts, 59-83-1041D, Spring, for Serial No. 1419

To expedite shipments - Parts should be listed in consecutive order.

Example: 2 parts, 59-83-1041D, Spring, for Serial No. 1419
1 part, 59-83-1406A3, Cam, for Serial No. 1419

Disregard moulded number on castings as patterns may be used for other parts.

-Model*- following number indicates part number is incomplete as the parts model due to length of stitch, needle size, etc. Customer should furnish, if possible, the complete number usually stamped on the part being replaced or the incomplete part number, the serial number of the stitching machine and information as requested in notes on pages illustrating the parts.

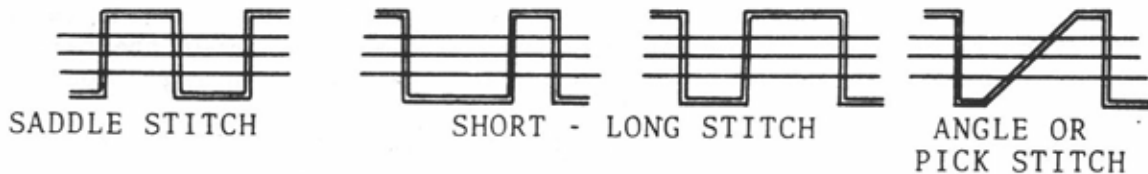
Individual parts are furnished without screws, nuts, taper pins, cotter pins, dowels, keys, spring post, clamp studs, washers, etc., as these can be transferred in most cases from the part being replaced. Certain parts are furnished without holes, as they must be transferred from parts on the machine.

Parts are shipped F.O.B. our factory. Claims for damage to or loss of express or freight shipments must be filed with local agent. Claims on Insured Parcel Post shipments must be filed through us.

Parts should not be returned without our Return Material Tag. When requesting tags give your order or our invoice number against which parts are shipped. Any material returned without tag will be stored at your risk. All shipments of returned material should be sent to:

PARTS DEPARTMENT
APPAREL EQUIPMENT DIVISION
AMF INCORPORATED
2115 WEST LABURNUM AVENUE
RICHMOND, VIRGINIA 23227

Stitches made on the 59-83 STITCHING MACHINE are:



Type 2 Machine (identified by serial number with suffix 12, example #1299-12) is used for Saddle Stitch & Short - Long Stitch.

Type 3 Machine (identified by serial number with suffix 11, example #1224-11) is used for Saddle Stitch, Short-Long Stitch & Angle or Pick Stitch.

Type 4 Machine (identified by serial number with suffix 14, example #1684-14) is used for Saddle Stitch with improved features.

SCREW TYPES AND SIZES USED ON AMF STITCHING MACHINES

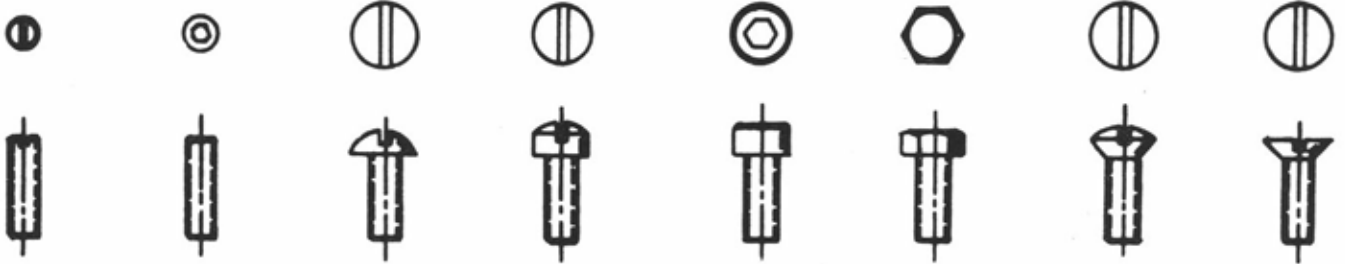


Fig. 1 Fig. 2 Fig. 3 Fig. 4 Fig. 5 Fig. 6 Fig. 7 Fig. 8

- | | | | |
|--------|--------------------------------------|--------|---------------------------------|
| Fig. 1 | Slotted Set Screw | Fig. 5 | Hexagon Socket Hd. Cap Screw |
| Fig. 2 | Hexagon Socket Set Screw | Fig. 6 | Hexagon Head Cap Screw |
| Fig. 3 | Slotted Round Head Machine Screw | Fig. 7 | Slotted Oval Head Machine Screw |
| Fig. 4 | Slotted Fillester Head Machine Screw | Fig. 8 | Slotted Flat Head Machine Screw |

<u>SIZE</u>	<u>NOMINAL DIA.</u>	<u>THREADS PER INCH</u>
2-56	.086"	56
3-48	.099"	48
4-40	.112"	40
5-40	.125"	40
6-32	.138"	32
6-40	.138"	40
8-32	.164"	32
8-36	.164"	36
10-24	.190"	24
10-32	.190"	32
1/4-20	.250"	20
1/4-28	.250"	28
5/16-18	.313"	18
5/16-24	.313"	24

PARTS CATALOG
59-83 STITCHING MACHINE
TYPE 2
SERIAL NUMBER 1409 & UP

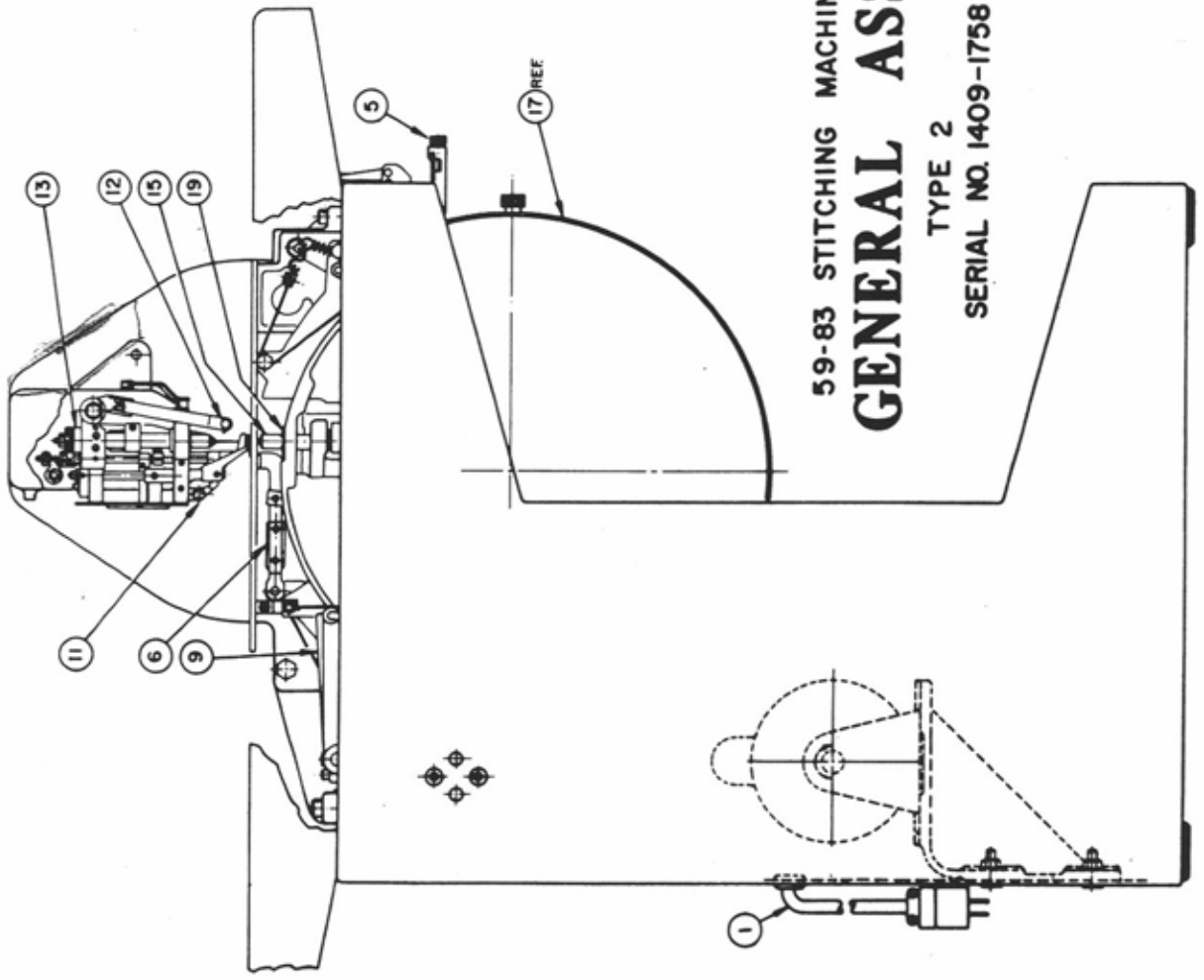
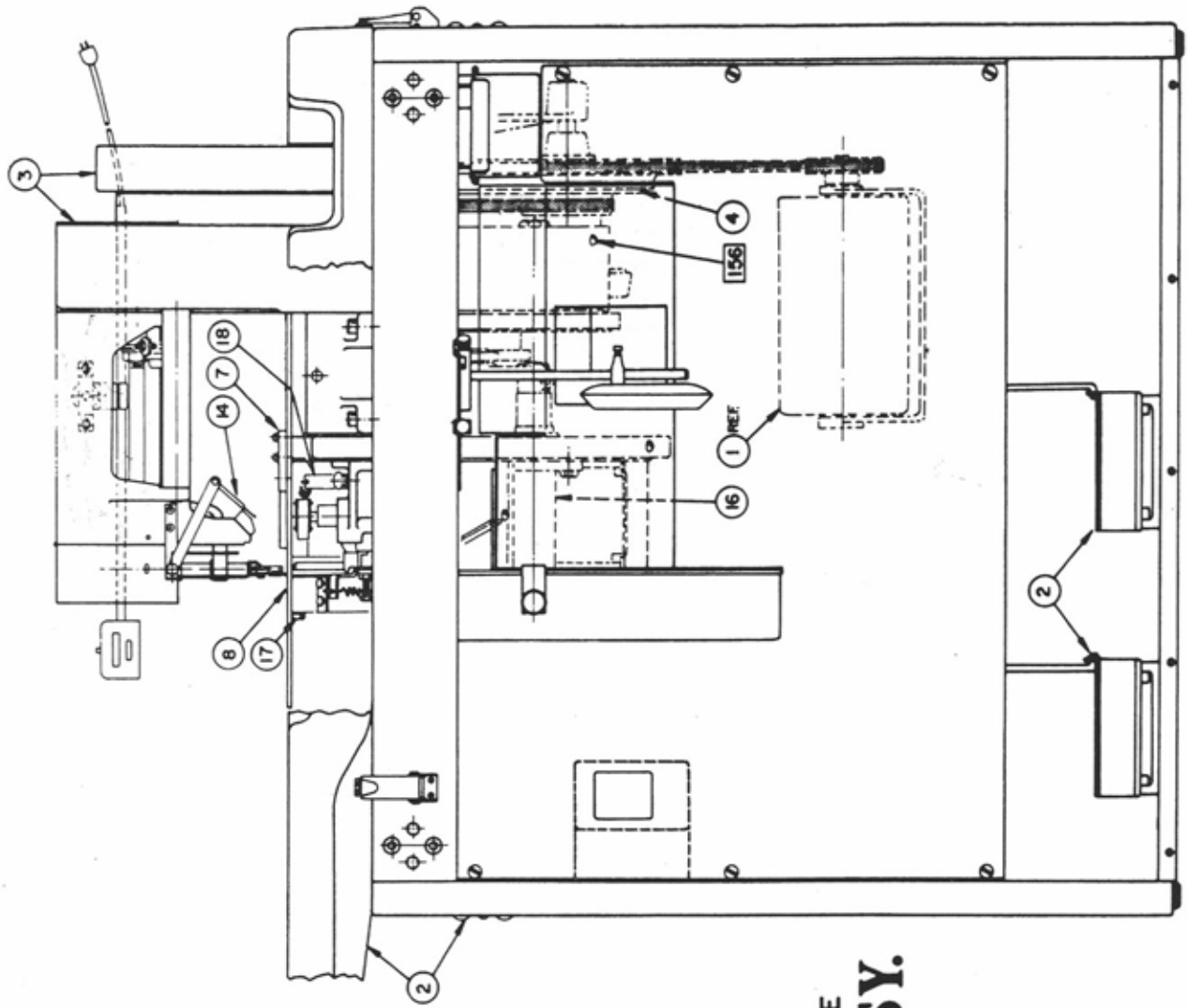
<u>MECHANISMS</u>	<u>PAGE NUMBERS</u>
GENERAL ASSEMBLY.....	10D,10D1, 10LD,10LD1
ELECTRICAL.....	11A-10,11A-11,11B-10,11B-14 11LA-10,11LA-11,11LB-10,11LB-14 11C-10,11C-11,11C-14 11LC-10,11LC-11,11LC-14
TOOLS & ACCESSORIES.....	12B 12LB
FRAME & FITTINGS.....	102C1,102C2 102LC1,102LC2
HANDWHEEL & CAM SHAFT	104C 104LC
CLUTCH	202D 202LD
SHORT & LONG STITCH ATTACHMENT...	502D 502LD
MATERIAL FEED.....	602D 602LD
MATERIAL GUIDE.....	604E 604LE
PRESSER FOOT.....	802C 802LC
UPPER LOOPER.....	1302E 1302LE
UPPER NEEDLE BAR.....	1502C 1502LC
LOWER NEEDLE BAR.....	1504C 1504LC
LOWER LOOPER & THREAD DRUM.....	1602C 1602LC
THREAD TENSION FINGER.....	1702C1 1702LC1
POSITIVE GRIP THREAD TRANSFER....	1802E 1802LE

PARTS CATALOG
59-83 STITCHING MACHINE
TYPE 3
SERIAL NUMBER 1409 & UP

<u>MECHANISMS</u>	<u>PAGE NUMBERS</u>
GENERAL ASSEMBLY.....	10E, 10E1, 10LE, 10LE1
ELECTRICAL	11A-10, 11A-11, 11B-10, 11B-14 11LA-10, 11LA-11, 11LB-10, 11LB-14 11C-10, 11C-11, 11C-14 11LC-10, 11LC-11, 11LC-14
TOOLS & ACCESSORIES.....	12B, 12LB
FRAME & FITTINGS.....	102C1, 102C2 102LC1, 102LC2
HANDWHEEL & CAM SHAFT.....	104C, 104LC
CLUTCH.....	202D, 202LD
ANGLE STITCH FEED ADJUSTER.....	402C, 402LC
MATERIAL FEED.....	602D, 602LD
MATERIAL GUIDE	604F, 604LF
ANGLE STITCH MECHANISM.....	702B, 702LB
PRESSER FOOT & SWIVEL TOE.....	704C, 704LC
PRESSER FOOT.....	802C, 802LC
UPPER LOOPER	1302E, 1302LE
UPPER NEEDLE BAR.....	1502C, 1502LC
LOWER NEEDLE BAR.....	1504C, 1504LC
LOWER LOOPER & THREAD DRUM.....	1602C, 1602LC
ANGLE STITCH MECHANISM & THREAD TENSION FINGER	1702F, 1702LF
POSITIVE GRIP THREAD TRANSFER	1802E, 1802LE

PARTS CATALOG
59-83 STITCHING MACHINE
TYPE 4
SERIAL NUMBER 1684 & UP

<u>MECHANISMS</u>	<u>PAGE NUMBER</u>
GENERAL ASSEMBLY.....	10F,10F1 10LF,10LF1
ELECTRICAL.....	11A-11,11B-10,11B-14 11LA-11,11LB-10,11LB-14 11C-10,11C-11,11C-14 11LC-10,11LC-11,11LC-14
TOOLS & ACCESSORIES.....	12B 12LB
FRAME & FITTINGS.....	102C1,102C2 102LC1,102LC2
HANDWHEEL & CAM SHAFT.....	104C 104LC
CLUTCH.....	202D 202LD
STITCH FEED ADJUSTMENT.....	404A 404LA
MATERIAL FEED.....	602E 602LE
MATERIAL GUIDE.....	604E 604LE
PRESSER FOOT.....	802C 802LC
UPPER LOOPER.....	1302E 1302LE
UPPER NEEDLE BAR.....	1502C 1502LC
LOWER NEEDLE BAR.....	1504C 1504LC
LOWER LOOPER & THREAD DRUM.....	1602C 1602LC
THREAD TENSION FINGER.....	1702C 1702LC
POSITIVE GRIP THREAD TRANSFER..... & CLAMP FINGERS	1802E 1802LE



59-83 STITCHING MACHINE
GENERAL ASSY.

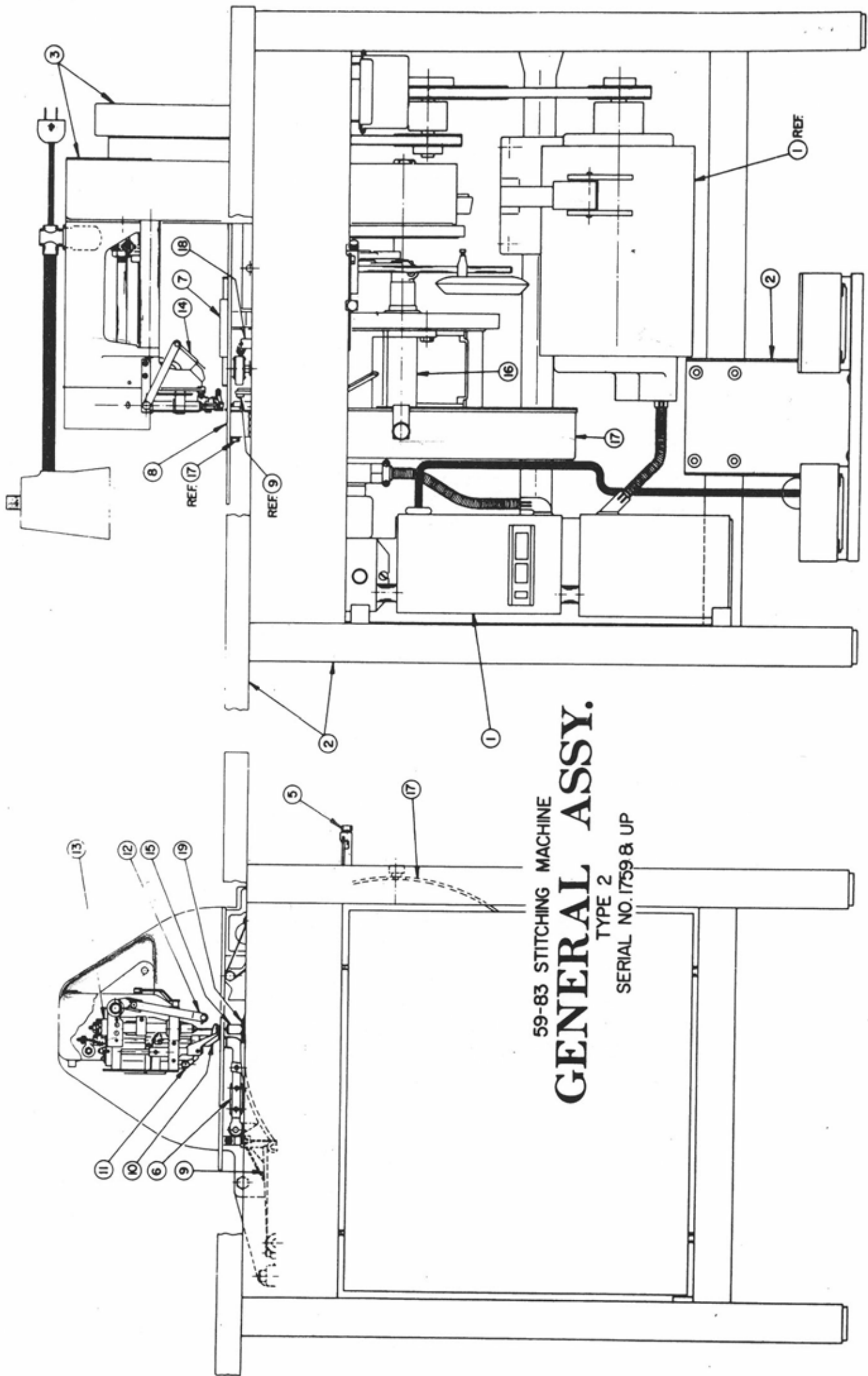
TYPE 2

SERIAL NO. 1409-1758

GENERAL ASSEMBLY
TYPE 2
SERIAL NUMBER 1409 - 1758

GENERAL ASSEMBLY - TYPE 2
SERIAL NUMBER 1409 - 1758

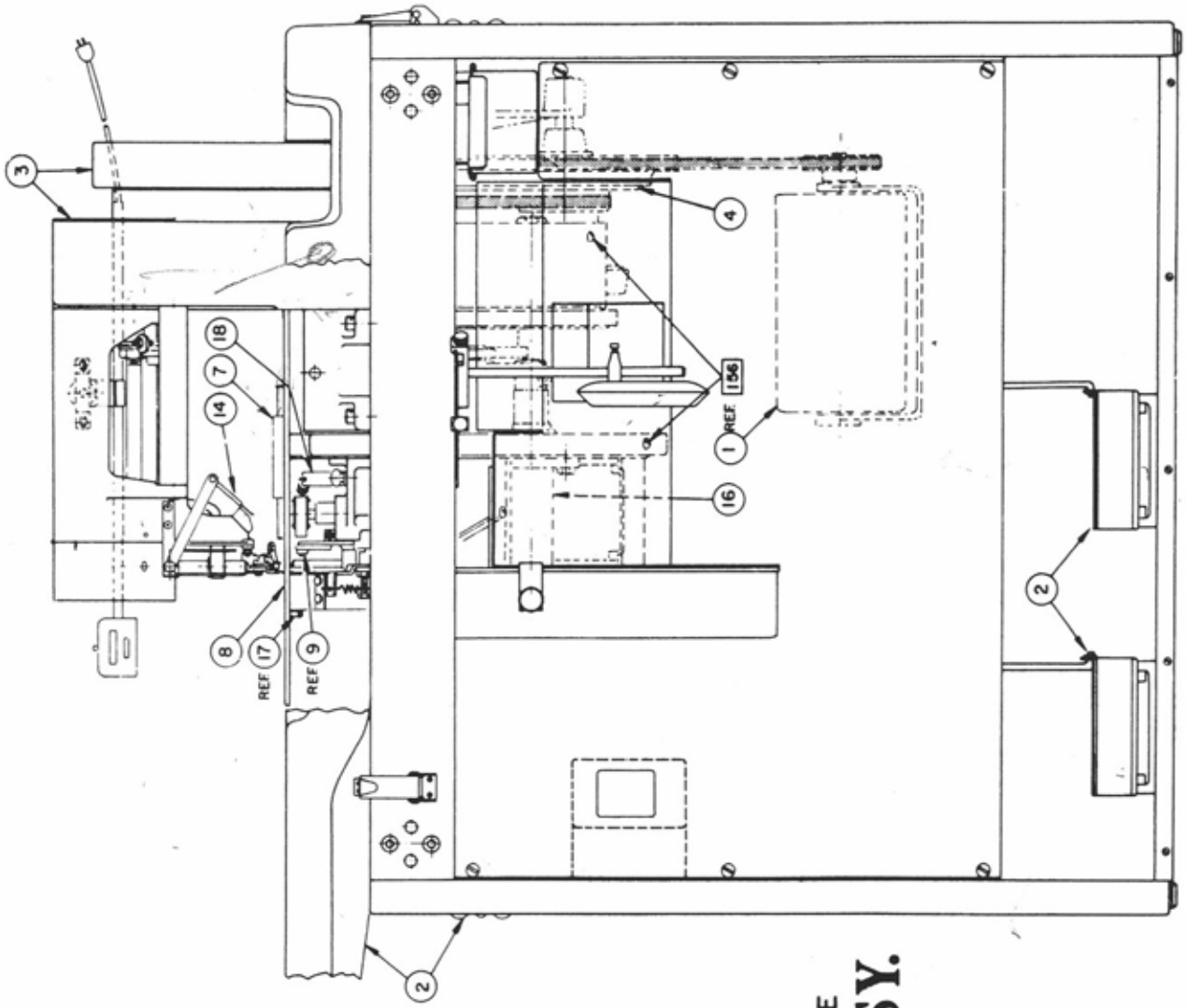
ITEM NO.	DESCRIPTION	ILLUSTRATED ON PAGE NUMBER
1	Electrical.....	11A-M, 11B-M
2	Frame and Fittings.....	102C
3	Handwheel & Cam Shaft.....	104C
4	Clutch.....	202D
5	Short and Long Stitch Adjustment.....	502D
6	Material Feed.....	602D
7	Material Guide.....	604E
8	Table.....	604E
11	Pressure Foot.....	802C
12	Upper Looper.....	1302E
13	Upper Needle Bar.....	1502C
14	Threader.....	1502C
15	Lower Needle Bar.....	1504C
16	Lower Looper.....	1602C
17	Thread Drum.....	1602C
18	Thread Tension Finger.....	1702C1
19	Positive Grip Thread Transfer and Clamp Finger.....	1802E



59-83 STITCHING MACHINE
GENERAL ASSY.
 TYPE 2
 SERIAL NO. 17598 UP

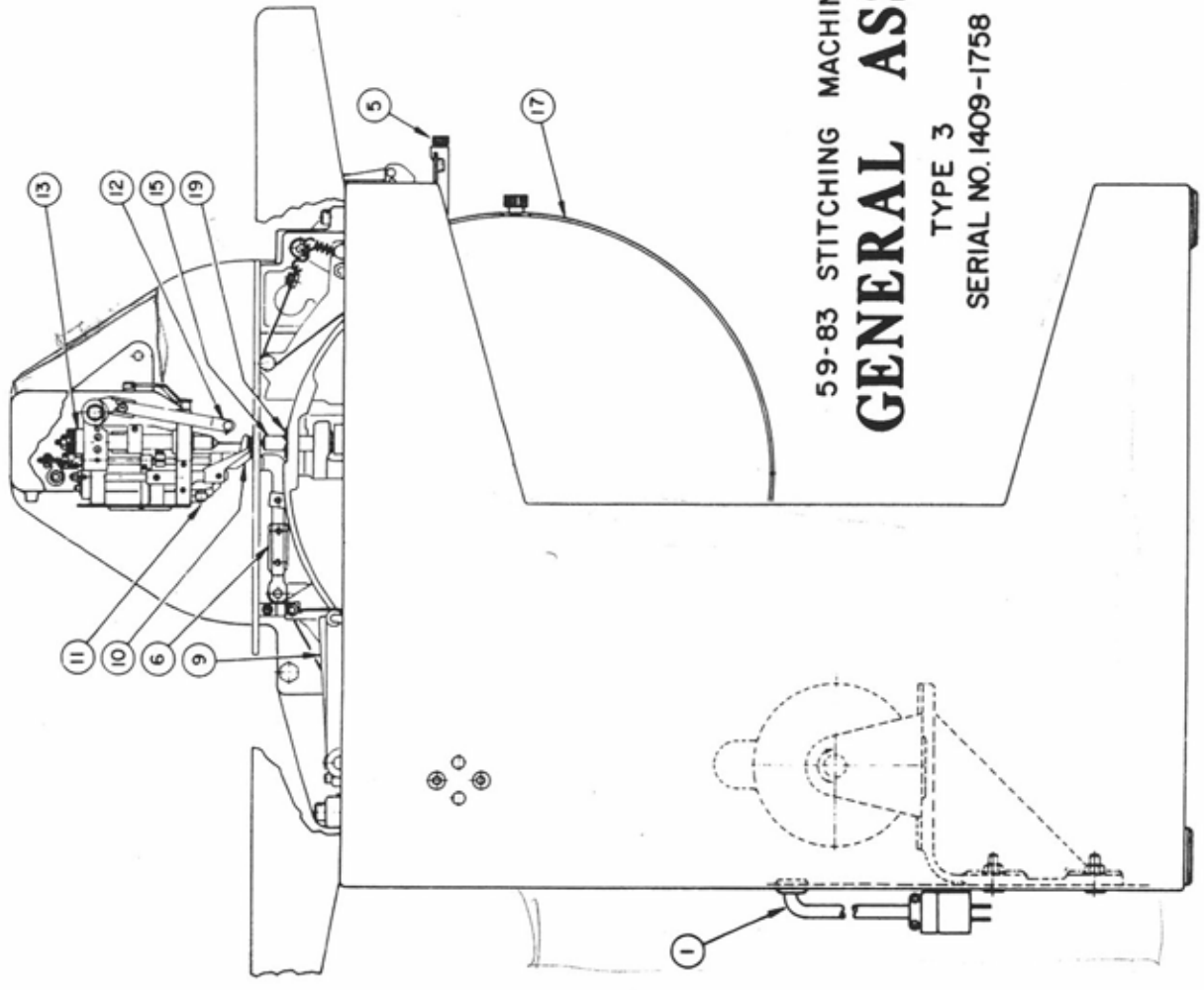
GENERAL ASSEMBLY
TYPE 2
SERIAL NUMBER I759 & UP

ITEM NO.	DESCRIPTION	ILLUSTRATED ON PAGE NUMBER
1	Electrical.....	11C-M ✓
2	Frame & Fittings	102C2 ✓
3	Handwheel & Cam Shaft.....	104C ✓
5	Short & Long Stitch Attachment	502D -
6	Material Feed.....	602D1 ←
7	Material Guide	604E -
8	Table	604E -
11	Pressure Foot.....	802C ✓
12	Upper Looper	1302E ✓
13	Upper Needle Bar.....	1502C ✓
14	Threader	1502C ✓
15	Lower Needle Bar.....	1504C ✓
16	Lower Looper	1602C ✓
17	Thread Drum	1602C ✓
18	Thread Tension Finger	1702E1 ←
19	Positive Grip Thread Transfer and.....	1802E -
	Clamp Finger.....	



59-83 STITCHING MACHINE
GENERAL ASSY.

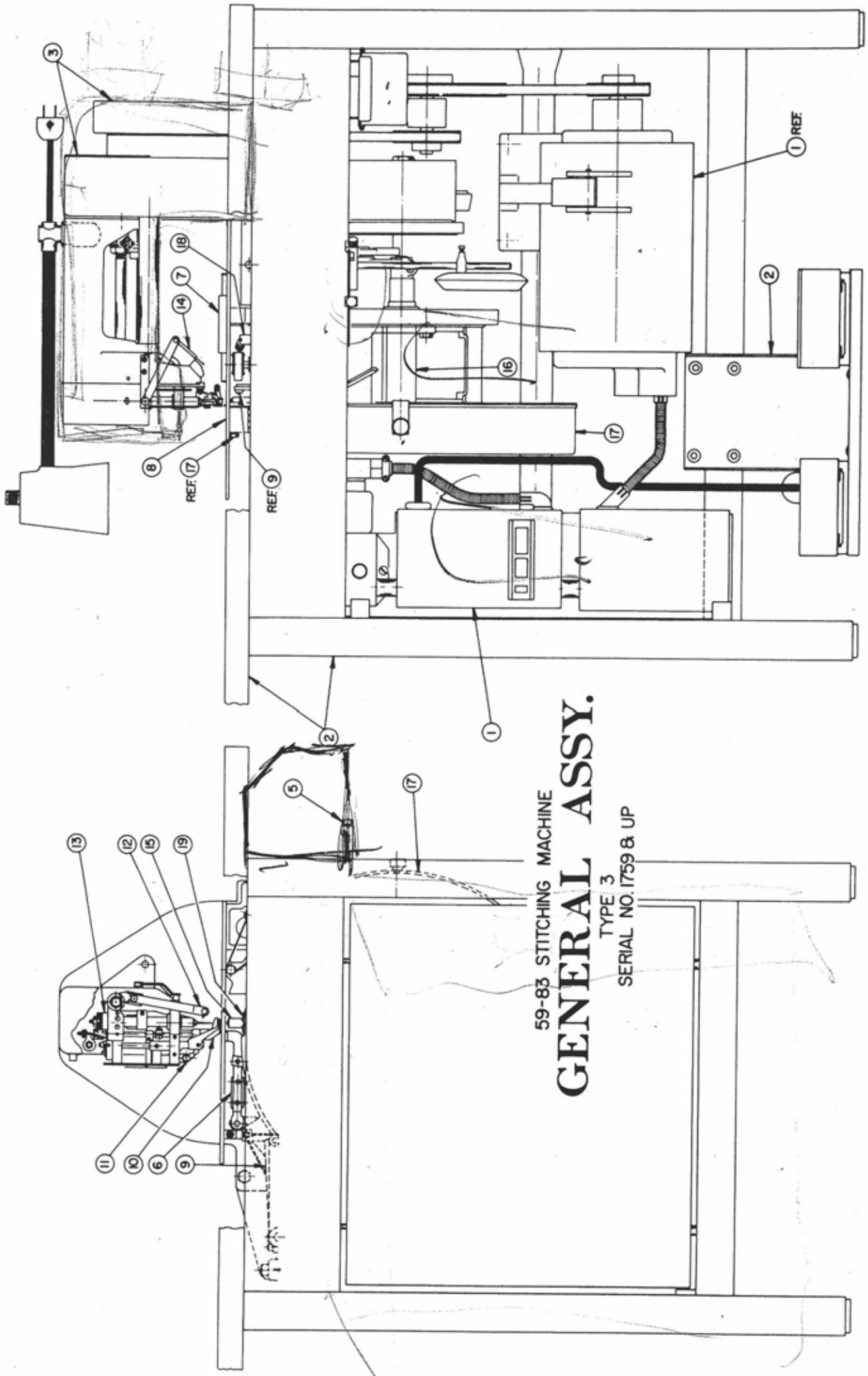
TYPE 3
 SERIAL NO. 1409-1758



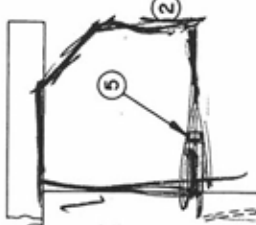
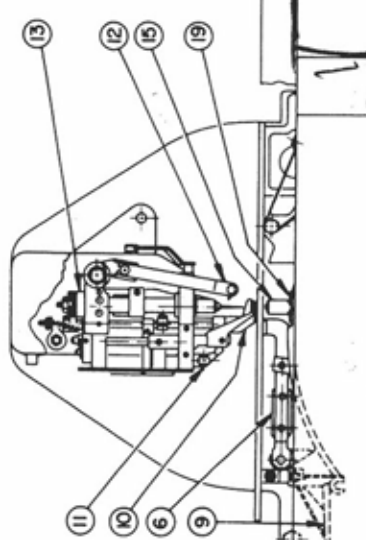
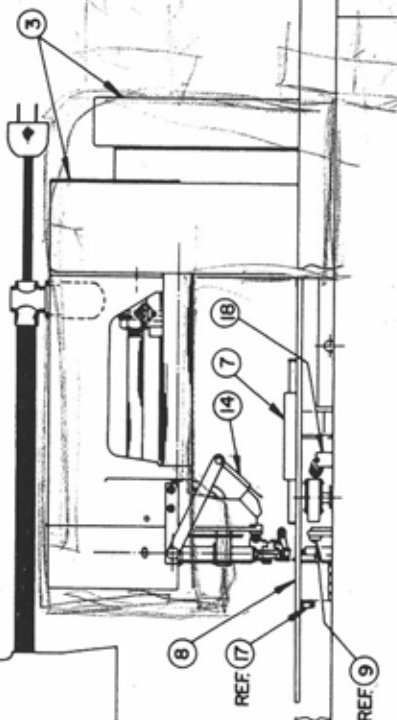
GENERAL ASSEMBLY - TYPE 3
SERIAL NUMBER 1409 - 1758

GENERAL ASSEMBLY
TYPE 3
SERIAL NUMBER 1409 - 1758

ITEM NO.	DESCRIPTION	ILLUSTRATED ON PAGE NUMBER
1	Electrical.....	11A-M, 11B-M
2	Frame and Fittings	102C
3	Handwheel & Cam Shaft.....	104C
4	Clutch	202D
5	Angle Stitch Feed Adjuster.....	402C
6	Material Feed	602D
7	Material Guide.....	604F
8	Table	604F
9	Angle Stitch Mechanism.....	702B
10	Pressure Foot & Swivel Toe	704C
11	Pressure Foot.....	802C
12	Upper Looper	1302E
13	Upper Needle Bar.....	1502C
14	Threader	1502C
15	Lower Needle Bar.....	1504C
16	Lower Looper	1602C
17	Thread Drum.....	1602C
18	Angle Stitch Mechanism and Thread Tension Finger.....	1702F
19	Positive Grip Thread Transfer and Clamp Finger.....	1802E

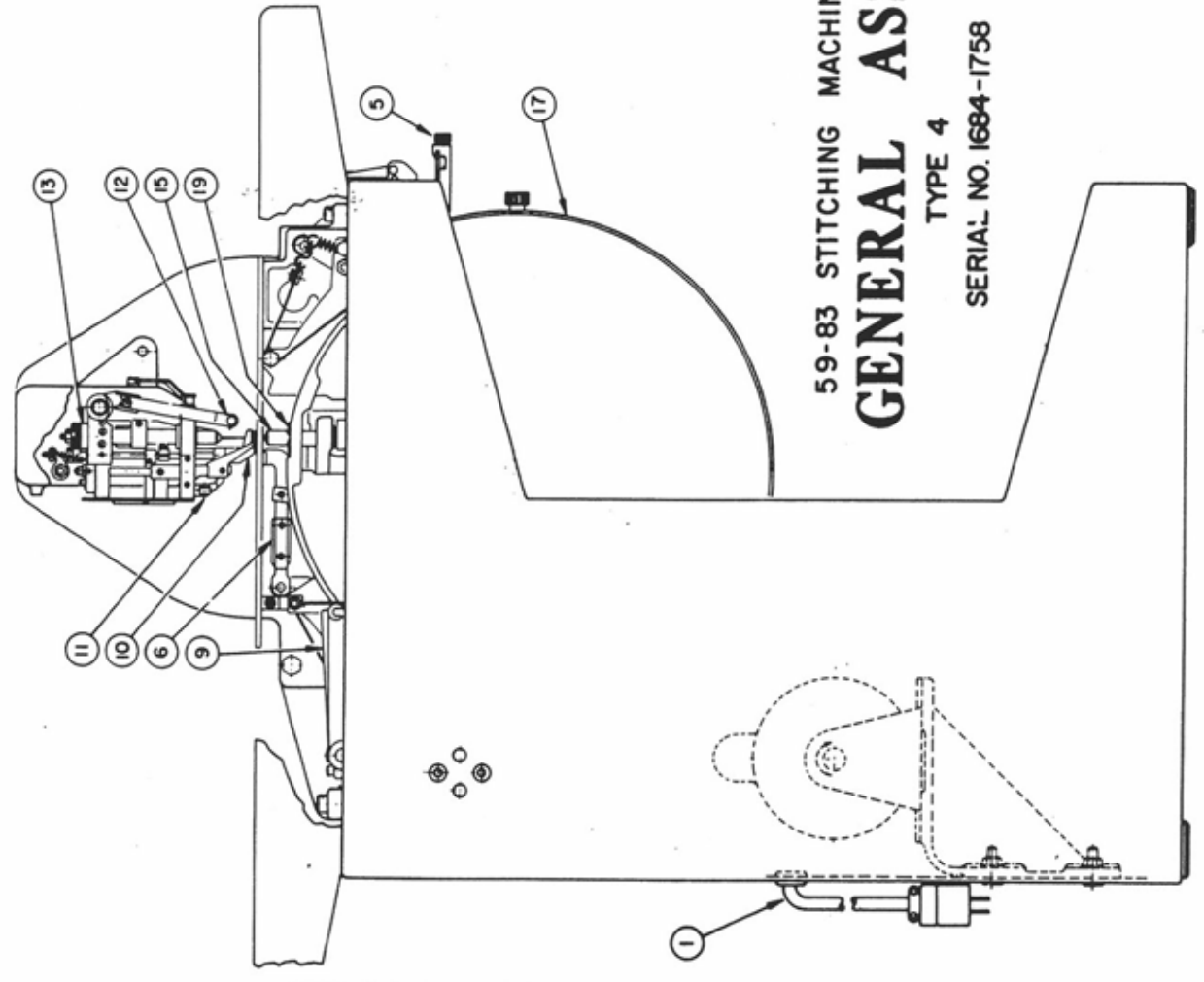
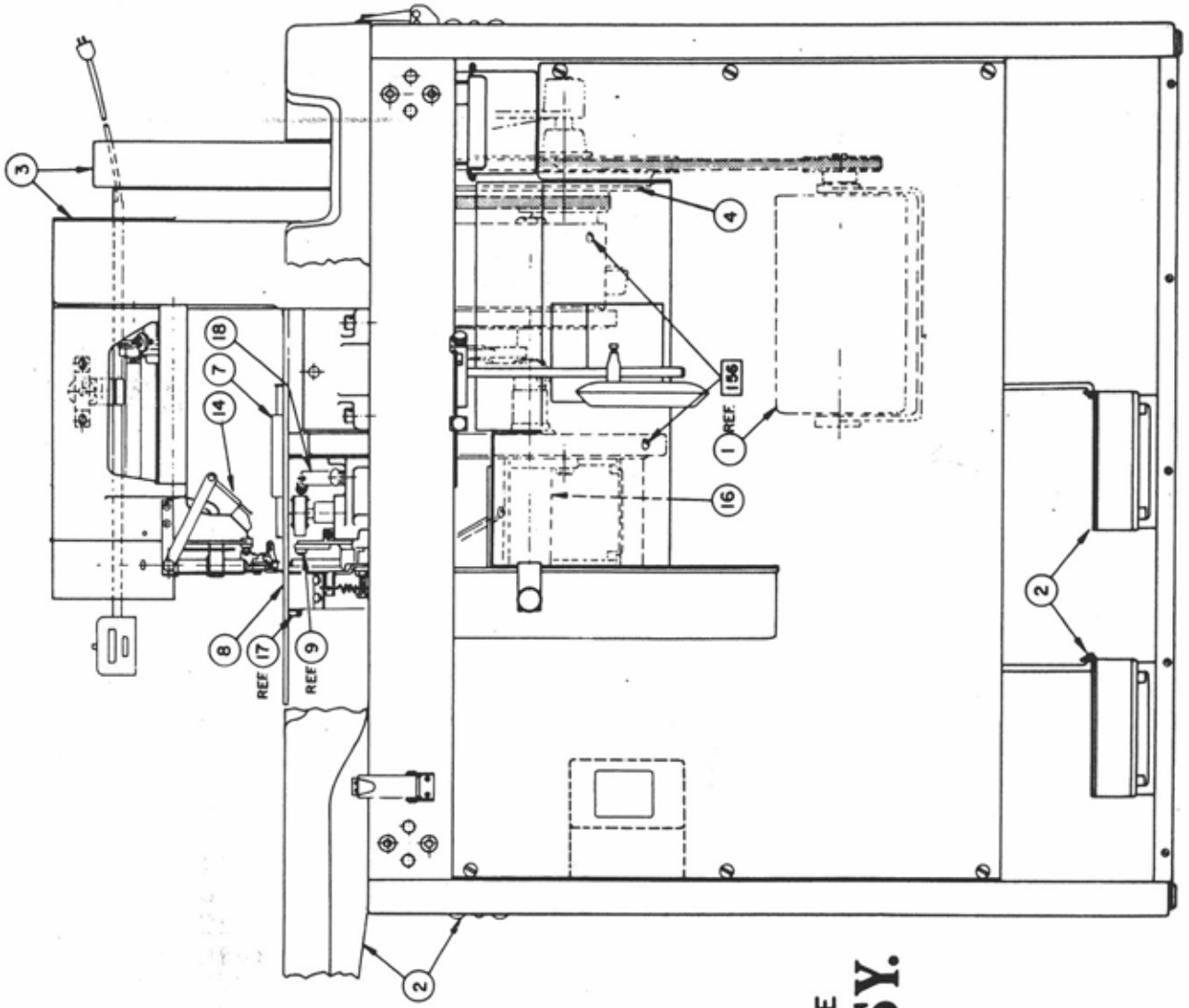


59-83 STITCHING MACHINE
GENERAL ASSY.
 TYPE 3
 SERIAL NO. 1759 & UP



GENERAL ASSEMBLY
TYPE 3
SERIAL NUMBER 1759 & UP

ITEM NO.	DESCRIPTION	ILLUSTRATED ON PAGE NUMBER
1	Electrical	11C-M ✓
2	Frame & Fittings	102C2 ✓
3	Handwheel & Cam Shaft.....	104C ✓
5	Angle Stitch Feed Adjuster	402C -
6	Material Feed	602D -
7	Material Guide	604F -
8	Table	604F -
9	Angle Stitch Mechanism	702B -
10	Pressure Foot & Swivel Toe.....	704C -
11	Pressure Foot	802C ✓
12	Upper Looper	1302E ✓
13	Upper Needle Bar	1502C ✓
14	Threader	1502C ✓
15	Lower Needle Bar	1504C ✓
16	Lower Looper	1602C ✓
17	Thread Drum	1602C ✓
18	Angle Stitch Mechanism and Thread Tension Finger.....	1704F ✓
19	Positive Grip Thread Transfer and Clamp Finger	1802E ✓

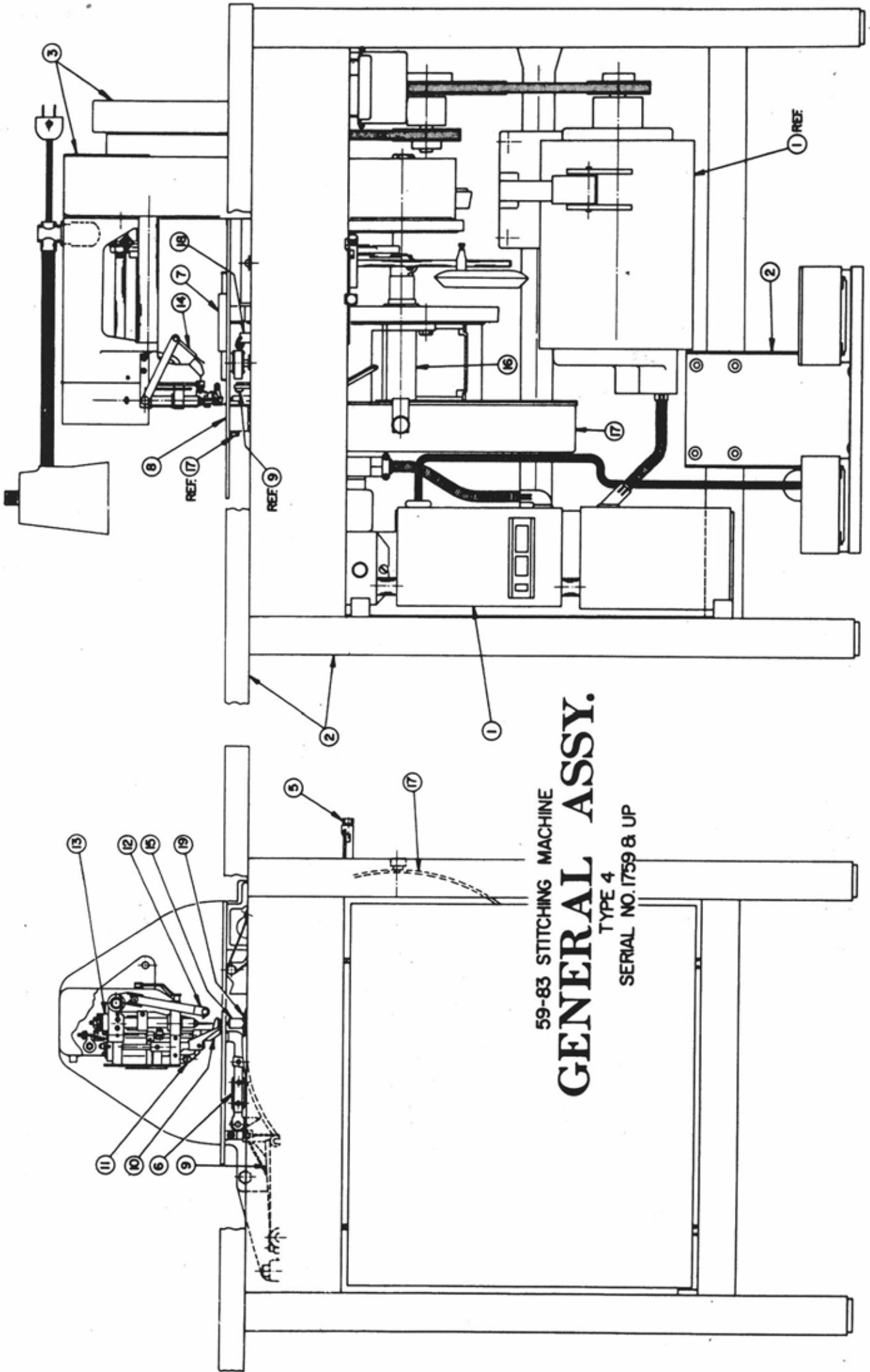


59-83 STITCHING MACHINE
GENERAL ASSY.
 TYPE 4
 SERIAL NO. 1684-1758

GENERAL ASSEMBLY
TYPE 4
SERIAL NUMBER 1684 - 1758

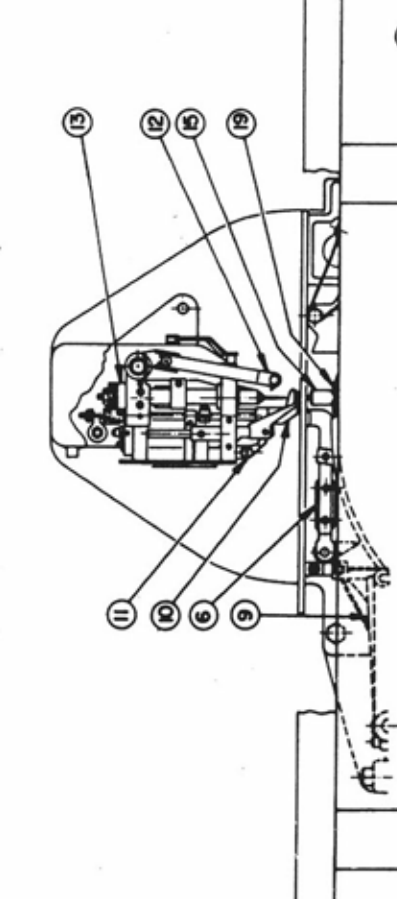
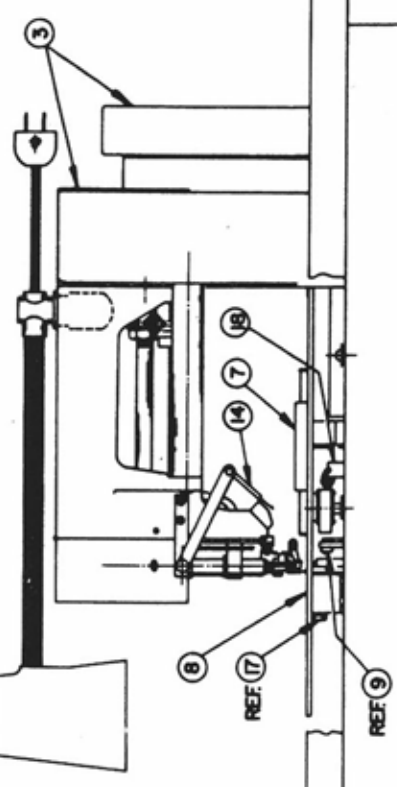
GENERAL ASSEMBLY - TYPE 4
SERIAL NUMBER 1684 - 1758

ITEM NO.	DESCRIPTION	ILLUSTRATED ON PAGE NUMBER
1	Electrical	11A-M, 11B-M
2	Frame and Fittings.....	102C
3	Handwheel & Cam Shaft.....	104C
4	Clutch.....	202D
5	Stitch Feed Adjustment.....	404A
6	Material Feed.....	602E
7	Material Guide.....	604E
8	Table.....	604E
11	Pressure Foot.....	802C
12	Upper Looper.....	1302E
13	Upper Needle Bar.....	1502C
14	Threader.....	1502C
15	Lower Needle Bar.....	1504C
16	Lower Looper.....	1602C
17	Thread Drum.....	1602C
18	Thread Tension Finger.....	1702C
19	Positive Grip Thread Transfer & Clamp Finger	1802E



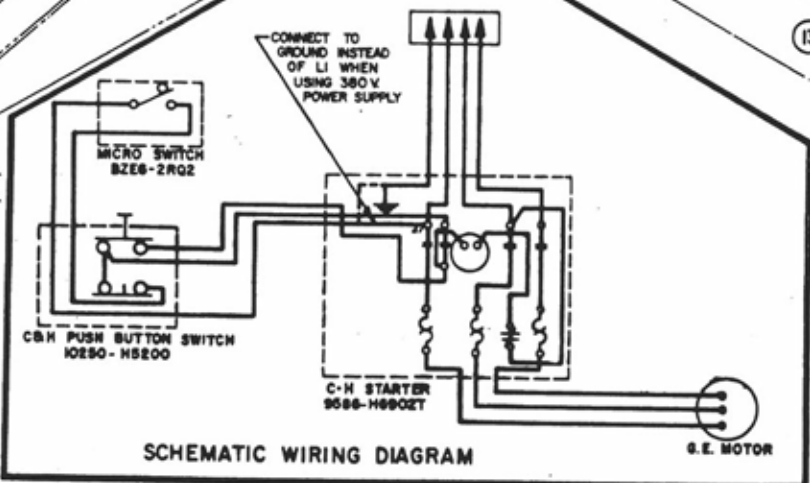
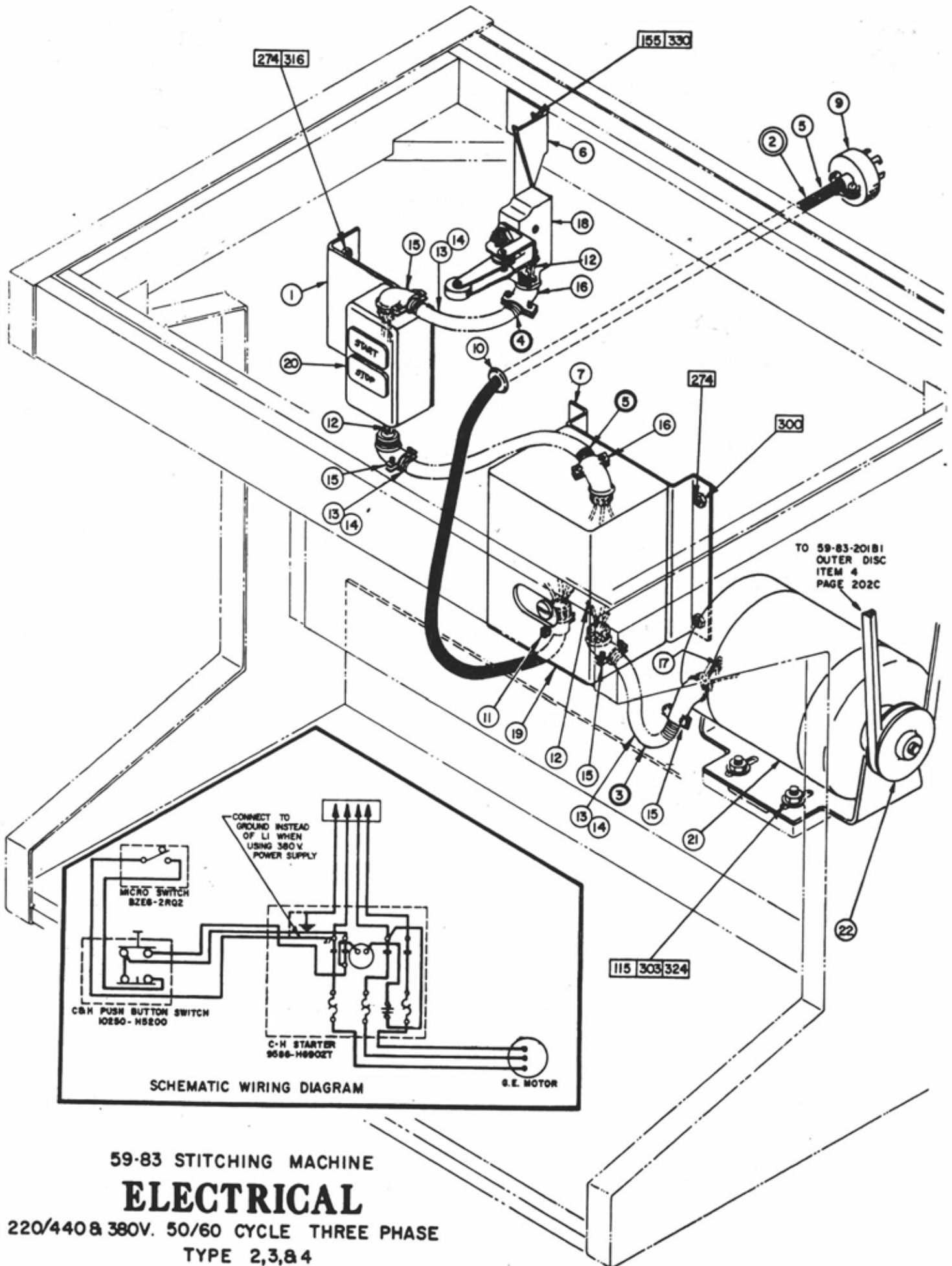
59-83 STITCHING MACHINE
GENERAL ASSY.

TYPE 4
 SERIAL NO. 1759 8 UP



GENERAL ASSEMBLY
TYPE 4
SERIAL NUMBER 1759 & UP

ITEM NO.	DESCRIPTION	ILLUSTRATED ON PAGE NUMBER
1	Electrical	11C-M ✓
2	Frame & Fittings	102C2 ✓
3	Handwheel & Cam Shaft.....	104C ✓
5	Stitch Feed Adjustment.....	404A -
6	Material Feed	602E -
7	Material Guide	604E -
8	Table	604E -
11	Pressure Foot	802C ✓
12	Upper Looper	1302E ✓
13	Upper Needle Bar.....	1502C ✓
14	Threader	1502C ✓
15	Lower Needle Bar.....	1504C ✓
16	Lower Looper	1602C ✓
17	Thread Drum	1602C ✓
18	Thread Tension Finger	1702E1 ✓
19	Positive Grip Thread Transfer and Clamp Finger.....	1802E ✓



59-83 STITCHING MACHINE

ELECTRICAL

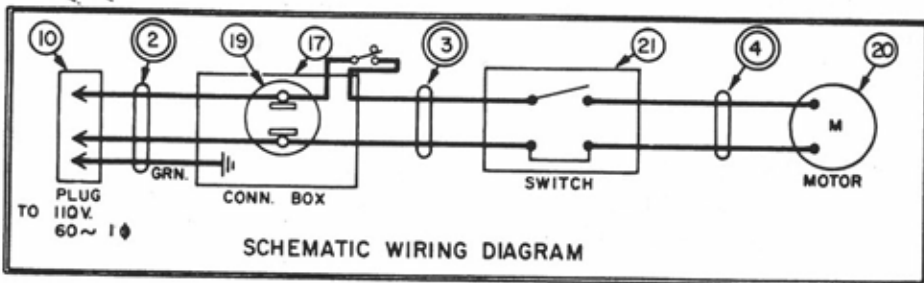
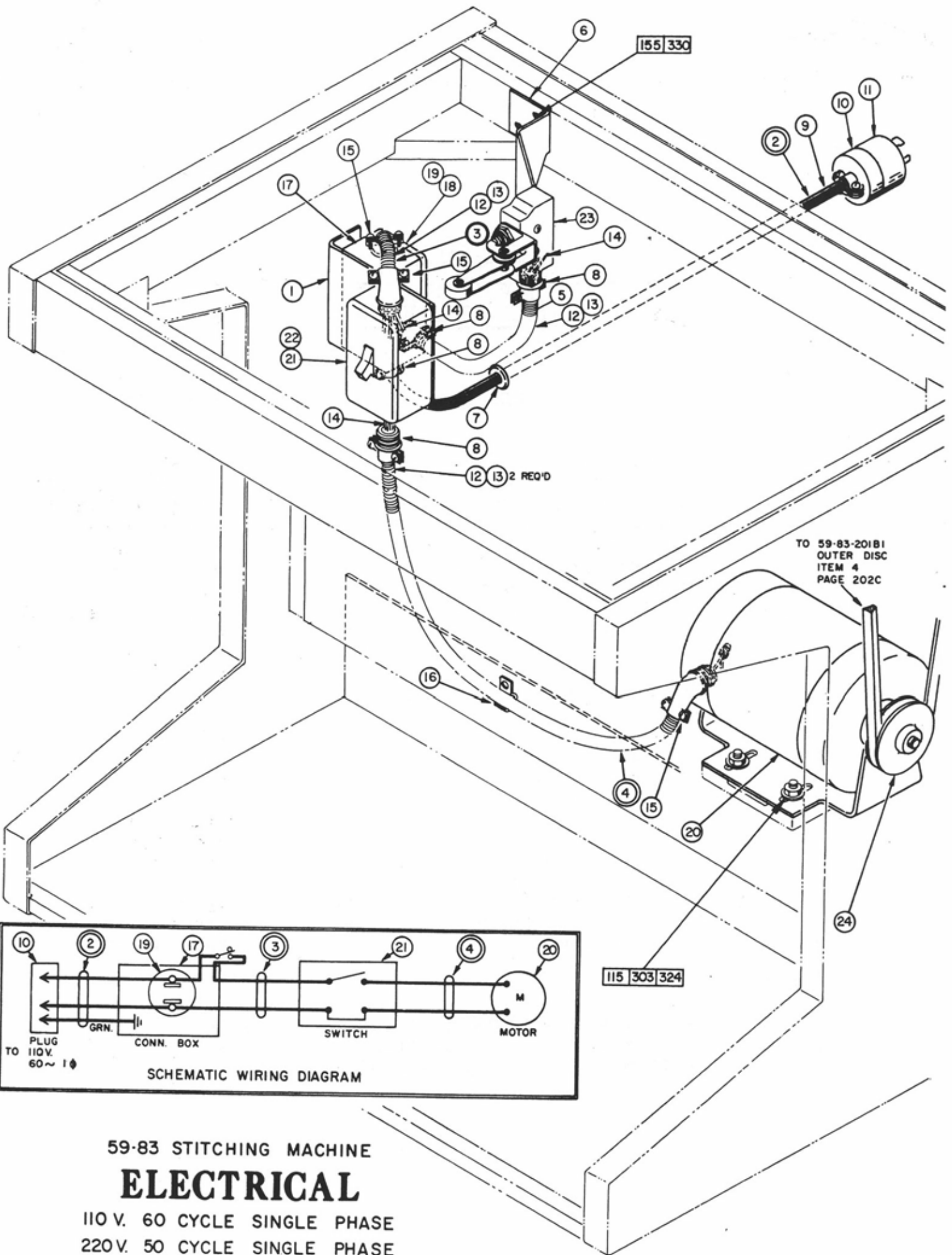
220/440 & 380V. 50/60 CYCLE THREE PHASE
 TYPE 2,3,&4
 SERIAL NO. 1409-1758

ELECTRICAL
220/440 & 380 VOLTS - 50/60 CYCLE 3 PH.
TYPE 2, 3, & 4
SERIAL NO. 1409-1758

ITEM NO.	DESCRIPTION	PART NUMBER
1	Mounting Bracket	59-83-3029B2
2	Power Cable (See Note #1)	59-83-3031A-11
3	Motor Cable (See Note #2)	59-83-3031C1-11
4	Thread Drum Switch Cable (See Note #3)	59-83-3040A-11
5	Starter Cable (See Note #3)	59-83-3040B
6	Switch Bracket	59-83-3040F
7	Starter Mounting Bracket	59-83-3041A
8	G. E. Rubber Cord	Type SO #14-4 Cond.
9	Hubble Cap	#9967
10	H-C Snap Bushing	#SB-875-10
11	T & B Squeeze Conn.	#3302
12	Solid Black Wire	#14 Type "T"
13	Flex. Steel Conduit	3/8"
14	Anti-Short Bushing	#2
15	T & B Squeeze Conn.	#265
16	T & B Squeeze Conn.	#266
17	Ideal Wire Nut	#74B
18	Micro Switch	#BZE6-2RQ2
19	C-H Magnetic Starter	#9586-H6902T
20	C-H Push Button Switch	#10250-H5200
21	G.E. Motor 1/4 h.p.	
	For 230/460 V-60Cyc.-3 PH. Use	#5K36EG513
	For 220/440 V-60Cyc.-3 PH. Use	#5K36GG566
22	Browning Pulley	#AS-34 Type 1F

Notes:

- #1 - Item #2 consists of Items 8, 9, 10, & 11.
- #2 - Item #3 consists of Items 12, 13, 14, 16, & 17.
- #3 - Items # 4 & 5 consists of Items 12, 13, 14, 15, & 16.



59-83 STITCHING MACHINE

ELECTRICAL

110 V. 60 CYCLE SINGLE PHASE
 220 V. 50 CYCLE SINGLE PHASE

TYPE 2 & 3
 SERIAL NO. 1409-1658

ELECTRICAL
110 VOLTS - 60 CYC. - 1 PH.
220 VOLTS - 50 CYC. - 1 PH.
TYPE 2 & 3
SERIAL NO. 1409 - 1658

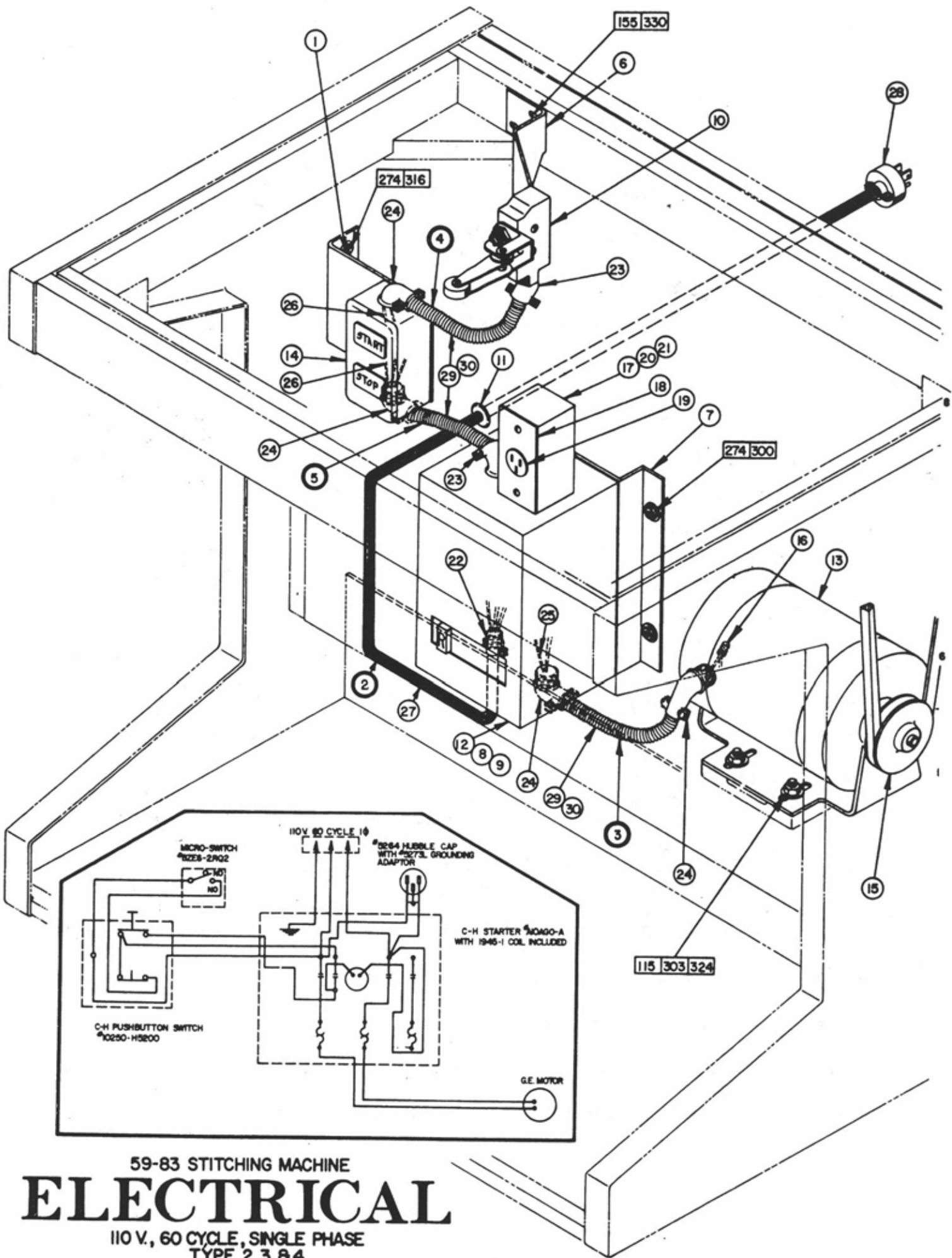
ITEM NO.	DESCRIPTION	PART NUMBER
1	Mounting Bracket.....	59-83-3029B2
2	Power Cable (See Note #1)	59-83-3031A-10
3	Starter Cable (See Note #2).....	59-83-3031B-10
4	Motor Cable (See Note #3)	59-83-3031C-10
5	Thread Drum Switch Cable (See Note #4)	59-83-3040A-1
6	Switch Bracket	59-83-3040F
7	H-C Snap Bushing	SB-875-6
8	T & B Squeeze Conn.	#3302
9	Tirex Cord (3 Cond.)	#SJO-16
10	Hubble Armored Cap	#5264
11	Hubble Grounding Adaptor.....	#5273L
12	Flex. Steel Conduit	3/8"
13	Anti-Short Bushing	#2
14	Solid Black Wire	#14 Type "T"
15	T & B Squeeze	#266
16	Appleton Clamp	#7145
17	Appleton Box	4CS- $\frac{1}{2}$
18	Appleton Box Cover	#2539
19	Hubble Conn. Outlet.....	#7590
20	G. E. Motor 1/6 h.p. (110V-60CYC.-1PH)	#5KC36GG113
	For 220V.-50CYC.-1PH. Order	#5KC37KG308
21	G. E. Starter	#CR101-Y1
22	G. E. Overload (110V-60CYC.-1PH.).....	CR123H4.10A
	For 220V-50CYC.-1PH. Order	CR123H2.05A
23	Micro-Switch	BZE6-2RQ2
24	Browning Pulley	AS-34 Type 1F

Note #1 - Item #2 consists of Items 7,8,9,10, & 11.

Note #2 - Item #3 consists of Items 12,13,14,& 15.

Note #3 - Item #4 consists of Items 8,12,13,14, & 15.

Note #4 - Item #5 consists of Items 8,12,13, & 14.



59-83 STITCHING MACHINE
ELECTRICAL

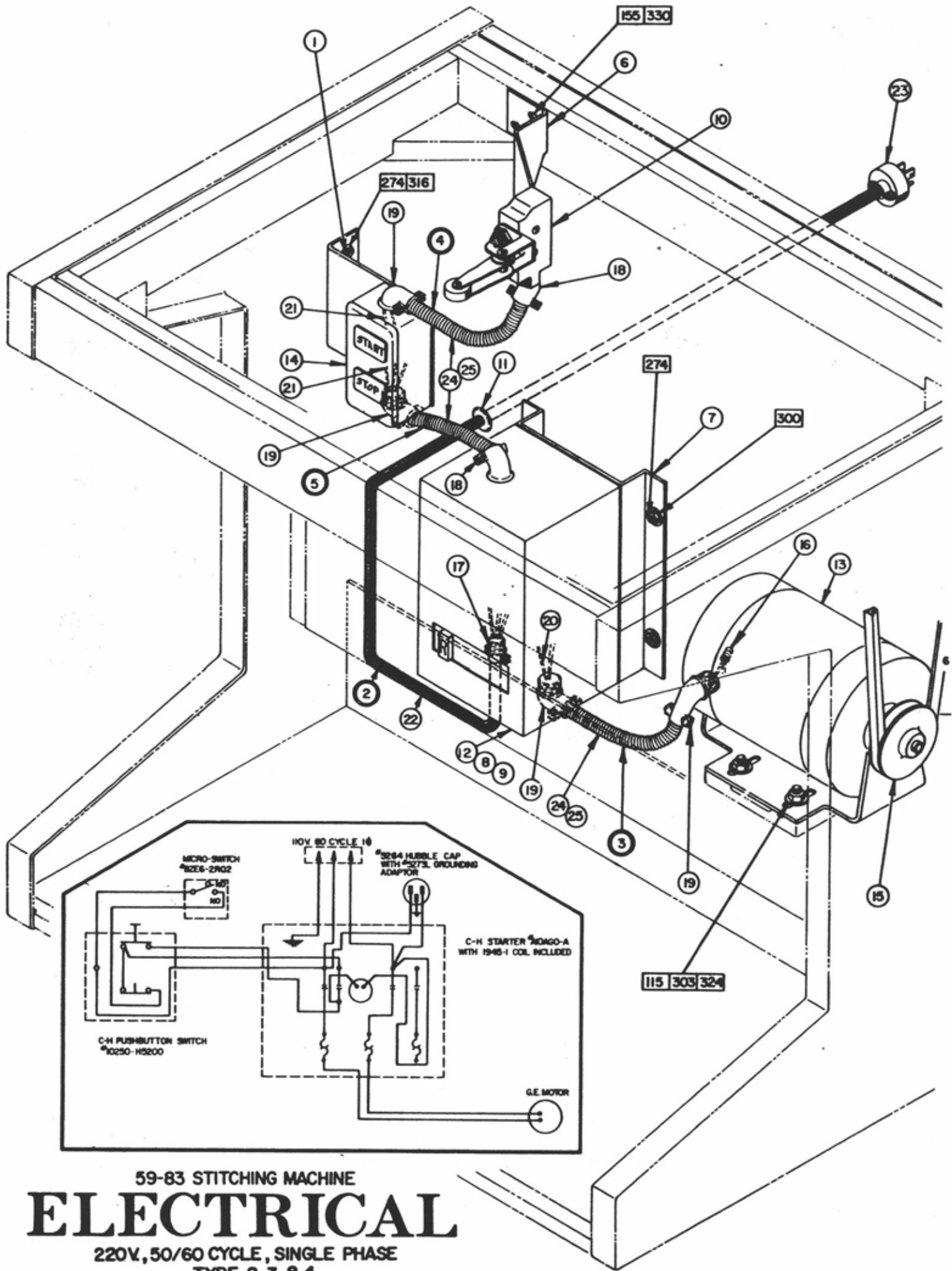
110 V., 60 CYCLE, SINGLE PHASE
 TYPE 2, 3, & 4
 SERIAL NO. 1659-1758

ELECTRICAL
110 VOLTS - 60 CYCLE - SINGLE PHASE
TYPE 2, 3 & 4
SERIAL NO. 1659-1758

ITEM NO.	DESCRIPTION	PART NUMBER
1	Mounting Bracket	59-83-3029B2
2	Power Cable (See Note #1)	59-83-3031A-10
3	Motor Cable (See Note #2)	59-83-3031C2-10
4	Thread Drum Switch Cable (See Note #3)	59-83-3040A-11
5	Starter Cable (See Note #4).	59-83-3040B
6	Switch Bracket	59-83-3040F
7	Starter Mounting Bracket	59-83-3041A1
8	C-H Magnetic Coil	#1945-1
9	C-H Thermal Overloads	#H1028
10	Micro Switch	#BZE6-2RQ2
11	H-C Snap Bushing	#SB-875-6
12	C-H Magnetic Starter	#A10AGO-A
13	G. E. Motor	#5KC36GG113EX
14	C-H Pushbutton Switch	#10250-H5200
15	Browning Pulley	#AS34 (Type 1F)
16	Scotchlok Wire Nut	Type "Y"
17	Electrical Box	#4CS $\frac{1}{2}$
18	Appleton Cover	#2539
19	Hubble Outlet	#5261
20	Cond. Chase Nipple	1/2"
21	Cond. Locknuts	1/2"
22	T & B Squeeze Conn.	#3302
23	T & B 3/8-45 Conn.	#265
24	T & B 3/8-90 Conn.	#266
25	Black Insul. Wire (Type "T")	14 Ga.
26	Black Insul. Wire (Type "F")	14 Ga.
27	Tirex Cord (3 Cond.)	#SJO-16
28	Hubble Grounding Adaptor	#5273L
29	Flex. Steel Cond.	3/8
30	Anti-Short Bushing	#2

Notes:

- #1 - Item #2 consist of items 11, 22, 27, & 28
- #2 - Item #3 consist of items 24, 25, 29, & 30
- #3 - Item #4 consist of items 23, 24, 26, 29, & 30
- #4 - Item #5 consist of items 23, 24, 26, 29, & 30



59-83 STITCHING MACHINE
ELECTRICAL

220V, 50/60 CYCLE, SINGLE PHASE

TYPE 2, 3, & 4

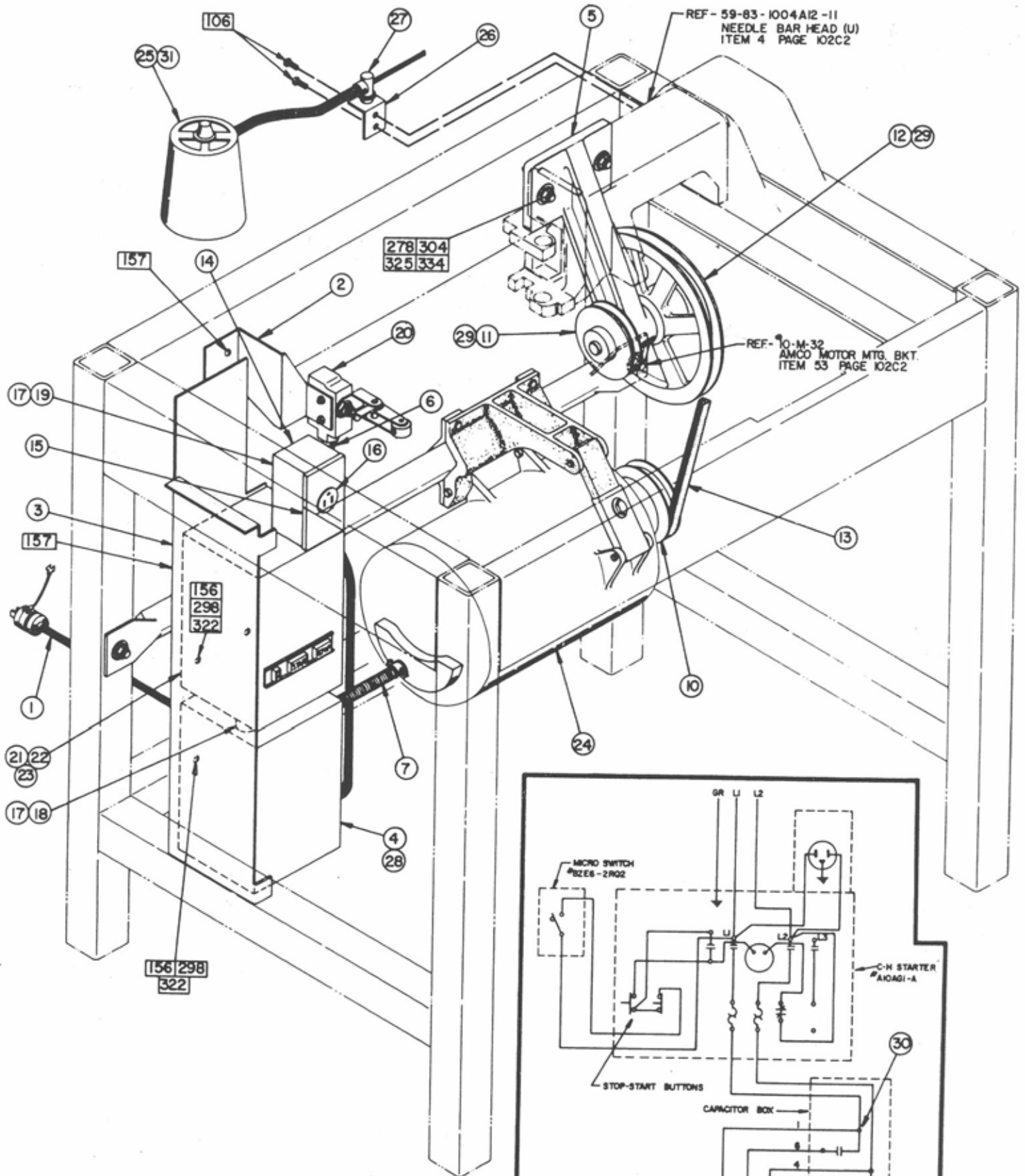
SERIAL NO. 1659-1758

ELECTRICAL
220 VOLTS - 50/60 CYCLE - SINGLE PHASE
TYPE 2, 3, & 4
SERIAL NO. 1659-1758

ITEM NO.	DESCRIPTION	PART NUMBER
1	Mounting Bracket	59-83-3029B2
2	Power Cable (See Note #1)	59-83-3031A-10
3	Motor Cable (See Note #2)	59-83-3031C2-10
4	Thread Drum Switch Cable (See Note #3)	59-83-3040A-11
5	Starter Cable (See Note #4)	59-83-3040B
6	Switch Bracket	59-83-3040F
7	Starter Mounting Bracket	59-83-3041A1
8	C-H Magnetic Coil	#1945-2
9	C-H Thermal Overloads	#H1025
10	Micro Switch	#BZE6-2RQ2
11	H-C Snap Bushing	#SB-875-6
12	C-H Magnetic Starter	#A1OAGO-B
13	G.E. Motor	(See Note #5)
14	C-H Pushbutton Switch	
15	Browning Pulley	#AS-34 (Type 1F)
16	Scotchlok Wire Nut	Type "Y"
17	T & B Squeeze Conn.	#3302
18	T & B 3/8-45 Conn.	#265
19	T & B 3/8-90 Conn.	#266
20	Black Insul. Wire (Type "T")	14 Ga.
21	Black Insul. Wire (Type "F")	14 Ga.
22	Tirex Cord (3 Cond.)	#SJO-16
23	Hubble Grounding Adaptor	#5273L
24	Flex. Steel Cond.	3/8
25	Anti-Short Bushing	#2

Notes:

- #1 - Item #2 consist of items 11, 17, 22, & 23
- #2 - Item #3 consist of items 19, 20, 24 & 25
- #3 - Item #4 consist of items 18, 19, 21, 24, & 25
- #4 - Item #5 consist of items 18, 19, 21, 24, & 25
- #5 - For 50 cycle operation use G.E. Motor #5KC38MG339E
 1/4 H.P., 1425 R.P.M. Single Phase

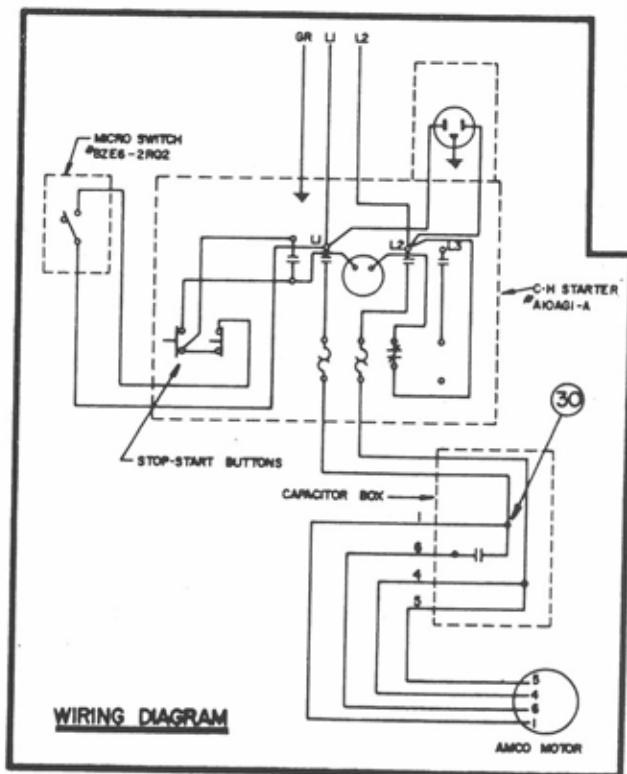


59-83 STITCHING MACHINE
ELECTRICAL

110/120 V., 50/60 CYC., SINGLE PHASE

TYPE 2, 3, & 4

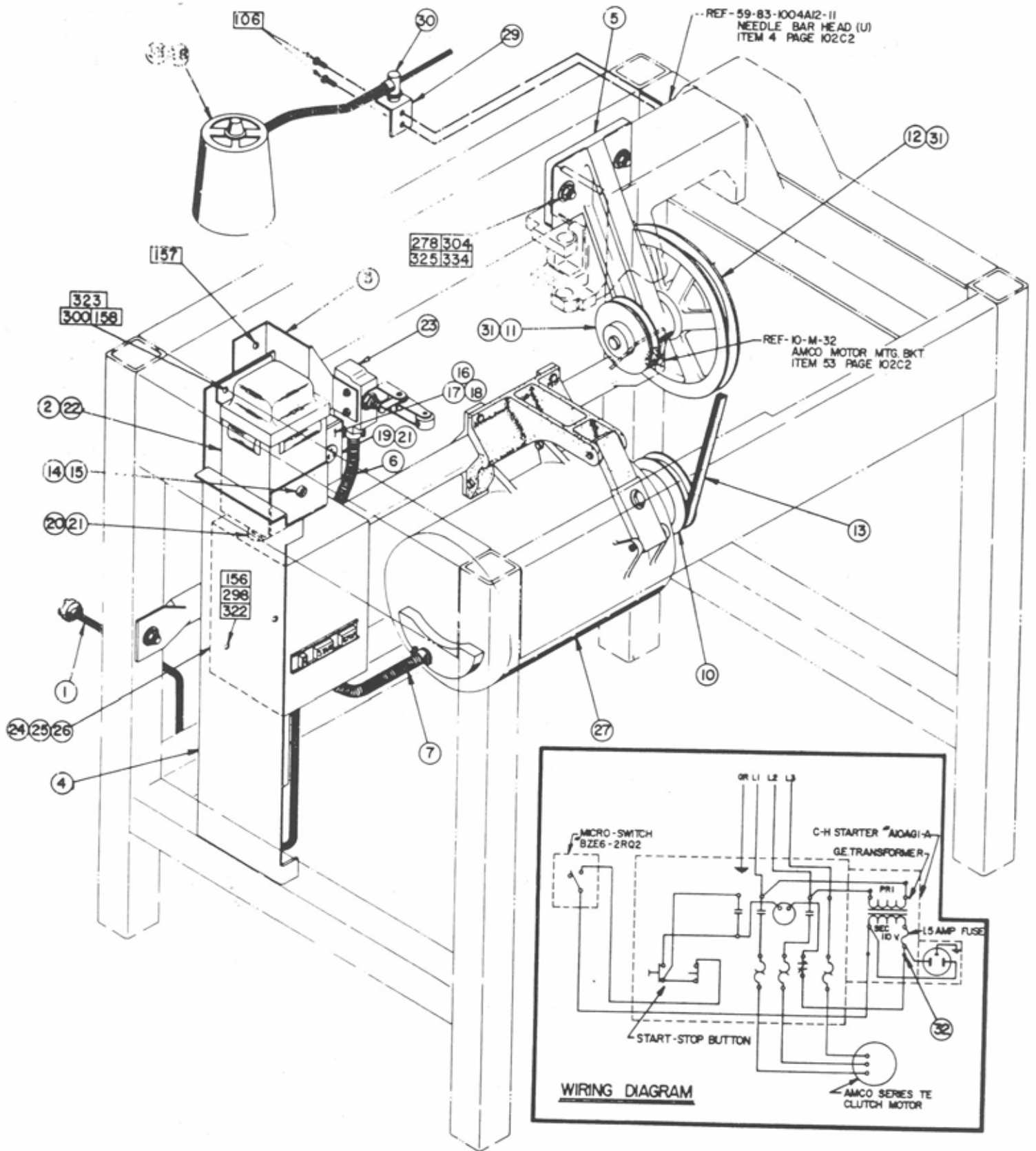
SERIAL NO. 1759 & UP



ELECTRICAL
110/120 V., 50/60 CYCLE, SINGLE PHASE
TYPE 2,3, & 4
SERIAL NUMBER 1759 & UP

<u>ITEM NO.</u>	<u>DESCRIPTION</u>	<u>PART NUMBER</u>
1	Power Cable	59-83-3031A1-10
2	Switch Bracket.....	59-83-34648-006
3	Electrical Bracket.....	59-83-34762-009
4	Capacitor Box	59-83-35654-021
5	Counter Shaft Bracket.....	59-83-42721-010
6	Switch Cable.....	59-83-46314-010
7	Motor Cable	59-83-46711-013
10	Browning Pulley	Note #1
11	Browning Pulley	#AK34-5/8 Bore
12	Browning Pulley	#AK84-5/8 Bore
13	Browning "V" Belt.....	#4L390 <i>Chg.</i>
14	Appleton Box.....	#4CS-1/2
15	Appleton Cover.....	#2539
16	Hubbell Outlet.....	#5261
17	Conduit Chase Nipple.....	1/2
18	Conduit Nipple.....	1/2 X 1-3/4
19	Conduit Locknuts.....	1/2
20	Micro Switch.....	#BZEG-2RQ2 <i>NEW</i>
21	C-H Magnetic Starter.....	#A10AG1-A } <i>NEW</i>
22	C-H Thermal Overloads.....	#H1030 } <i>Contry</i>
23	C-H Magnetic Coil.....	#1945-1 } <i>Bo</i>
24	AMCO Series TE Clutch Motor.....	Note #2 - <i>NEW</i>
25	Moffatt Multi-Lamp.....	#A0615-PR
26	Moffatt Right Angle Shelf Bkt...	#MLRA - <i>DOT</i>
27	Moffatt Steel Mtg. Button.....	#GOEM
28	T & B Knockout Plug.....	#1451
29	ASA Woodruff Key	#606
30	Scotchlok Wire Nuts.....	Type "Y"
31	G. E. Appliance Bulb.....	#40A15

- Notes: 1. Use #AK39-3/4" Bore Browning Pulley for 50 HZ Machines
Use #AK34-3/4" Bore Browning Pulley for 60 HZ Machines
2. AMCO Series TE Clutch Motor 1/2 H.P.
110V., 50 HZ Single Phase 1450 R.P.M.
120V., 60 HZ Single Phase 1750 R.P.M.



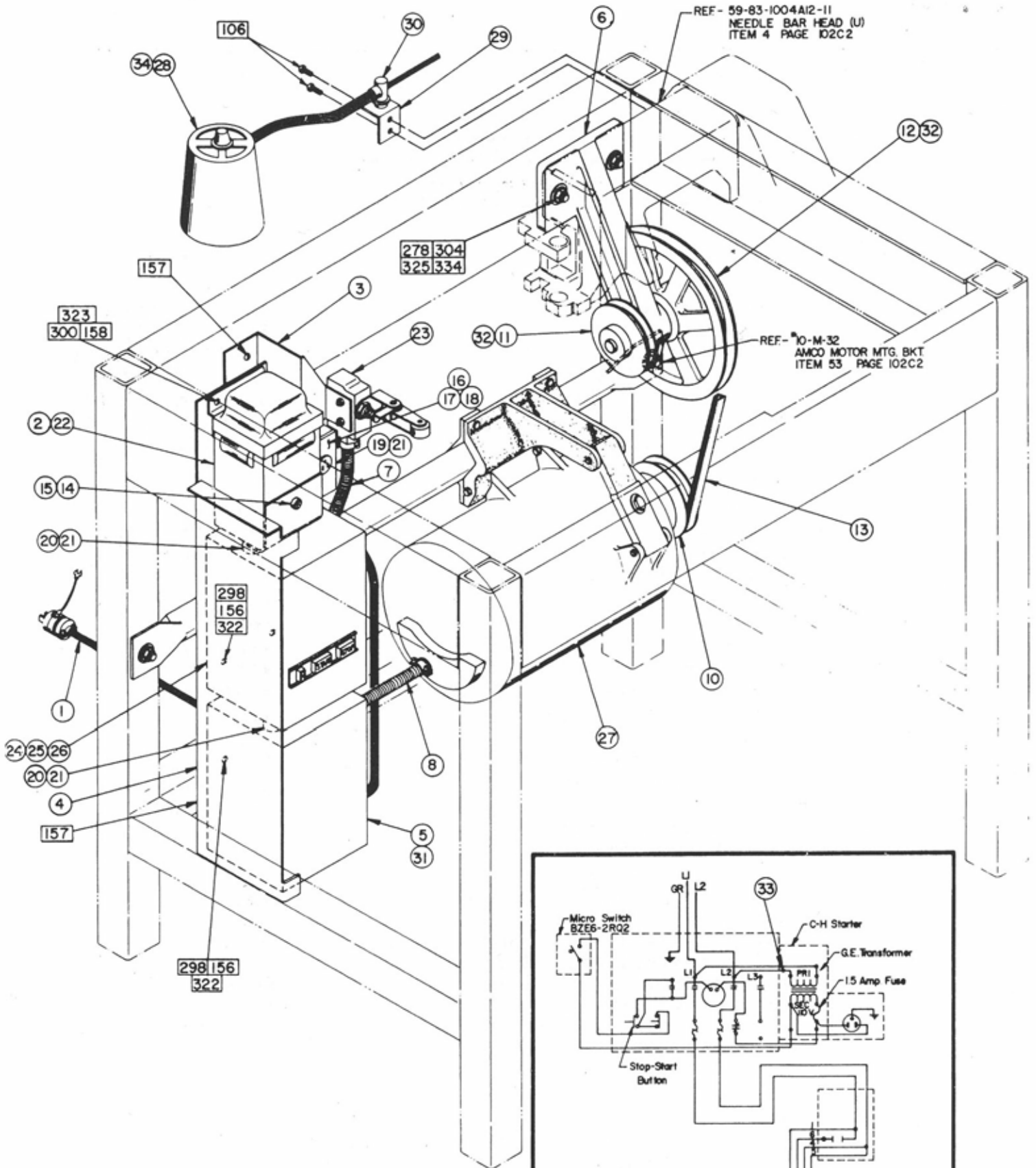
59-83 STITCHING MACHINE
ELECTRICAL
 220/380 V., 50/60 CYC., THREE PHASE
 TYPE 2, 3, & 4
 SERIAL NO. 1759 & UP

ELECTRICAL
220/380 V., 50/60 CYCLE, THREE PHASE
TYPE 2, 3, & 4
SERIAL NUMBER 1759 & UP

ITEM NO.	DESCRIPTION	PART NUMBER
1	Power Cable	59-83-3031A1-11
2	Spacer	59-83-31423-028
3	Switch Bracket	59-83-34648-006
4	Electrical Bracket	59-83-34762-009
5	Counter Shaft Bracket	59-83-42721-010
6	Switch Cable	59-83-46314-010
7	Motor Cable	59-83-46711-013
10	Browning Pulley	Note #1
11	Browning Pulley	#AK34-5/8 Bore
12	Browning Pulley	#AK84-5/8 Bore
13	Browning "V" Belt	#4L390
14	Buss Fuse Holder	#HKP
15	Buss Fuse	#MDL-1.5
16	Appleton Box	#4CS-1/2
17	Appleton Cover	#2539
18	Hubbell Outlet	#5261
19	Conduit Chase Nipple	1/2
20	Conduit Nipple	1/2 X 1-3/4
21	Conduit Locknuts	1/2
22	G. E. Transformer	Note #2
23	Micro Switch	#BZE6-2RQ2
24	C-H Magnetic Starter	#A10AG1-A
25	C-H Thermal Overload	Note #3
26	C-H Magnetic Coil	#1945-1
27	AMCO Series TE Clutch Motor	Note #4
28	Moffatt Multi-Lamp	#A0615-PP
29	Moffatt Right Angle Shelf Bkt.	#MLRA
30	Moffatt Steel Mtg. Button	#GOEM
31	ASA Woodruff Key	#606
32	Scotchlok Wire Nuts	Type "Y"
33	G. E. Appliance Bulb	#40A15

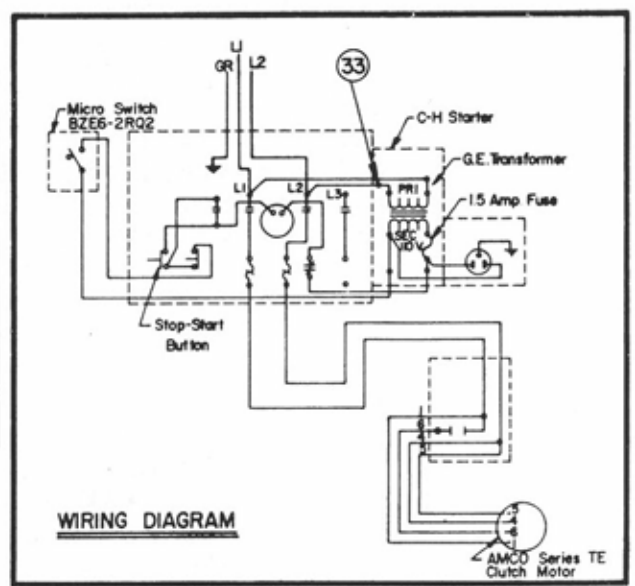
Notes:

1. Use #AK39-3/4" Bore Browning Pulley for 50 HZ Machines.
Use #AK34-3/4" Bore Browning Pulley for 60 HZ Machines
2. For 208/220 V. use G. E. Transformer #9T51Y4.
For 380 V. use #9T51Y3009.
3. For 208/220 V., 60 HZ use #H1024 C-H Overload.
For 220 V., 50 HZ use #H1021.
For 380 V., 50 HZ use #H1117.
4. AMCO Series TE Clutch Motor 1/2 H.P.
208/220 V., 60 HZ, 3 Phase, 1750 R.P.M.
220/380 V., 50 HZ, 3 Phase, 1450 R.P.M.



REF- 59-83-1004A12-11
NEEDLE BAR HEAD (U)
ITEM 4 PAGE 102C2

REF- 10-M-32
AMCO MOTOR MTG. BKT
ITEM 53 PAGE 102C2



WIRING DIAGRAM

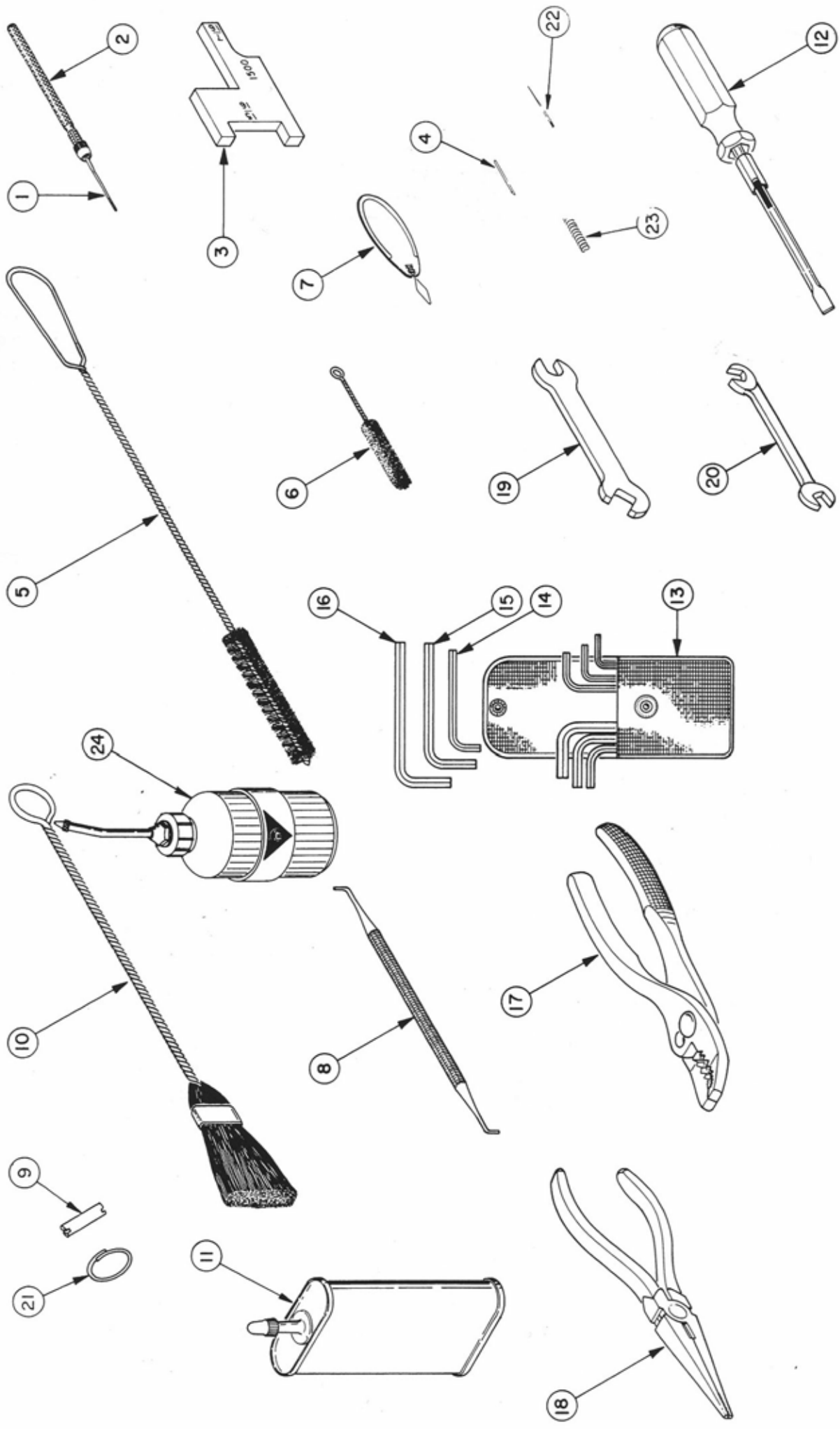
59-83 STITCHING MACHINE
ELECTRICAL
220/240 V., 50/60 CYC., SINGLE PHASE
TYPE 2, 3, & 4
SERIAL NO. 1759 & UP

ELECTRICAL
220/240 V., 50/60 CYCLE, SINGLE PHASE
TYPE 2, 3, & 4
SERIAL NUMBER 1759 & UP

ITEM NO.	DESCRIPTION	PART NUMBER
1	Power Cable	59-83-3031A1-10
2	Spacer	59-83-31423-028
3	Switch Bracket	59-83-34648-006
4	Electrical Bracket	59-83-34762-009
5	Capacitor Box	59-83-35654-021
6	Counter Shaft Bkt.	59-83-42721-010
7	Switch Cable	59-83-46314-010
8	Motor Cable	59-83-46711-013
10	Browning Pulley	Note #1
11	Browning Pulley	#AK34-5/8" Bore
12	Browning Pulley	#AK84-5/8" Bore
13	Browning "V" Belt	#4L390
14	Buss Fuse Holder	#HKP
15	Buss Fuse	#MDL-1.5
16	Appleton Box	#4CS 1/2
17	Appleton Cover	#2539
18	Hubbell Outlet	#5261
19	Conduit Chase Nipple	1/2
20	Conduit Nipple	1/2 x 1-3/4
21	Conduit Locknuts	1/2
22	G. E. Transformer	#9T51Y4
23	Micro Switch	BZEG-2RQ2
24	C-H Magnetic Starter	#A10AG1-A
25	C-H Thermal Overloads	Note #2
26	C-H Magnetic Coil	#1945-1
27	AMCO Series TE Clutch Motor	Note #3
28	Moffatt Multi-Lamp	#A0615-PR
29	Moffatt Right Angle Shelf Bkt.	#MLRA
30	Moffatt Steel Mtg. Button	#GOEM
31	T & B Knockout Plug	#1451 - 1/2"
32	ASA Woodruff Key	#606
33	Scotchlok Wire Nuts	Type "Y"
34	G. E. Appliance Bulb	#40A15

Notes:

- 1- Use #AK39, 3/4" Bore Browning Pulley for 50 HZ Machines.
 Use #AK34, 3/4" Bore Browning Pulley for 60 HZ Machines.
- 2- For 220 V., 50 HZ use C-H Overload #H1025
 For 240 V., 60 HZ use C-H Overload #H1066
- 3- AMCO Series TE Clutch Motor 1/2 H.P.
 220 V., 50 HZ, Single Phase, 1450 R.P.M. or
 240 V., 60 HZ, Single Phase, 1750 R.P.M.



59-83 STITCHING MACHINE

TOOLS & ACCESSORIES

TYPE 2,3, &4

SERIAL NO. 1209 & UP

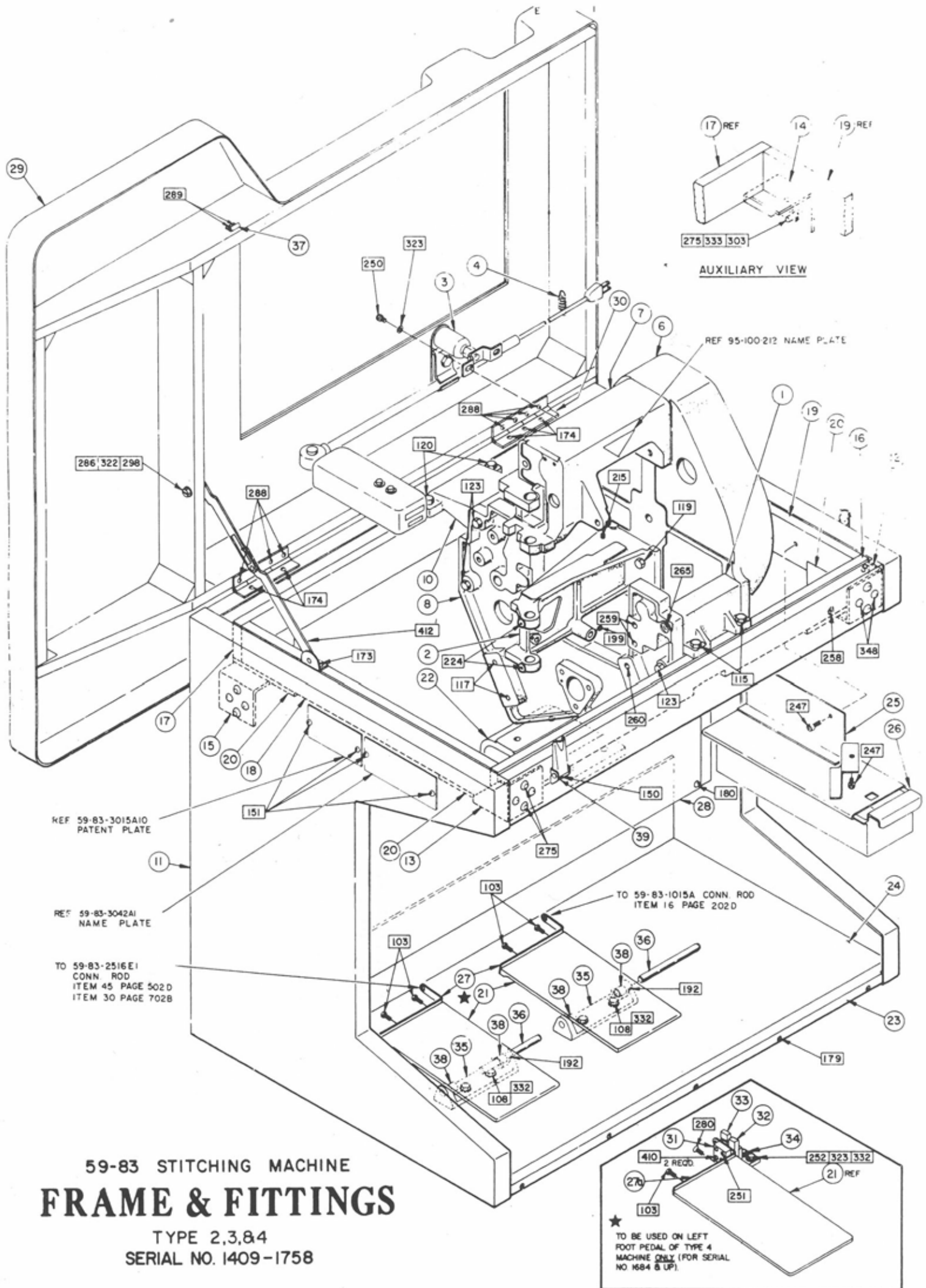
TOOLS & ACCESSORIES
TYPE 2, 3, & 4
SERIAL NUMBER 1209 & UP

TOOLS & ACCESSORIES - TYPE 2, 3, & 4
SERIAL NUMBER 1209 & UP

ITEM NO.	DESCRIPTION	TOOLS	PART NUMBER
1	Spindle Lint Remover.....		59-78-1044A
2	Lint Remover Handle		59-78-1044B
3	Spindle Setting Gauge.....		59-83-1031E1
4	Threader Needle		59-83-1095F2
5	Perk Brush		59-83-1503A
6	Razor Brush		59-83-1503C
7	Needle Threader		59-83-1503D
8	Needle Bar Cleaner		59-83-1503F1
9	Needle Stop Pin		59-83-1501F
10	S. Horton Oil Brush		#154
11	Gulf Oil Can.....		4 oz. can
12	Hold E-Zee Screw Driver		#TR4
13	Allen Key Set		#605
14	Allen Key.....		5/64 Across Flats
15	Allen Key		7/64 Across Flats
16	Allen Key.....		9/64 Across Flats
17	Crescent Thin Nose Pliers		#J26
18	Needle Nose Pliers		#1033
19	Singer Wrench		#10875
20	Williams Superwrench		#1120
21	Needle Stop Pin Retainer		59-83-1025D1
22	Round Needle		59-83-1032B1-36
23	Needle Stop Spring.....		59-83-1501B1
24	Oiler.....		84-4-1324D

ACCESSORIES NOT ILLUSTRATED

- A. Needle Stop
 - B. Steel Balls
 - C. Skein White Thread
- 59-83-1501C4
11/64 Dia.
Size A, 48"



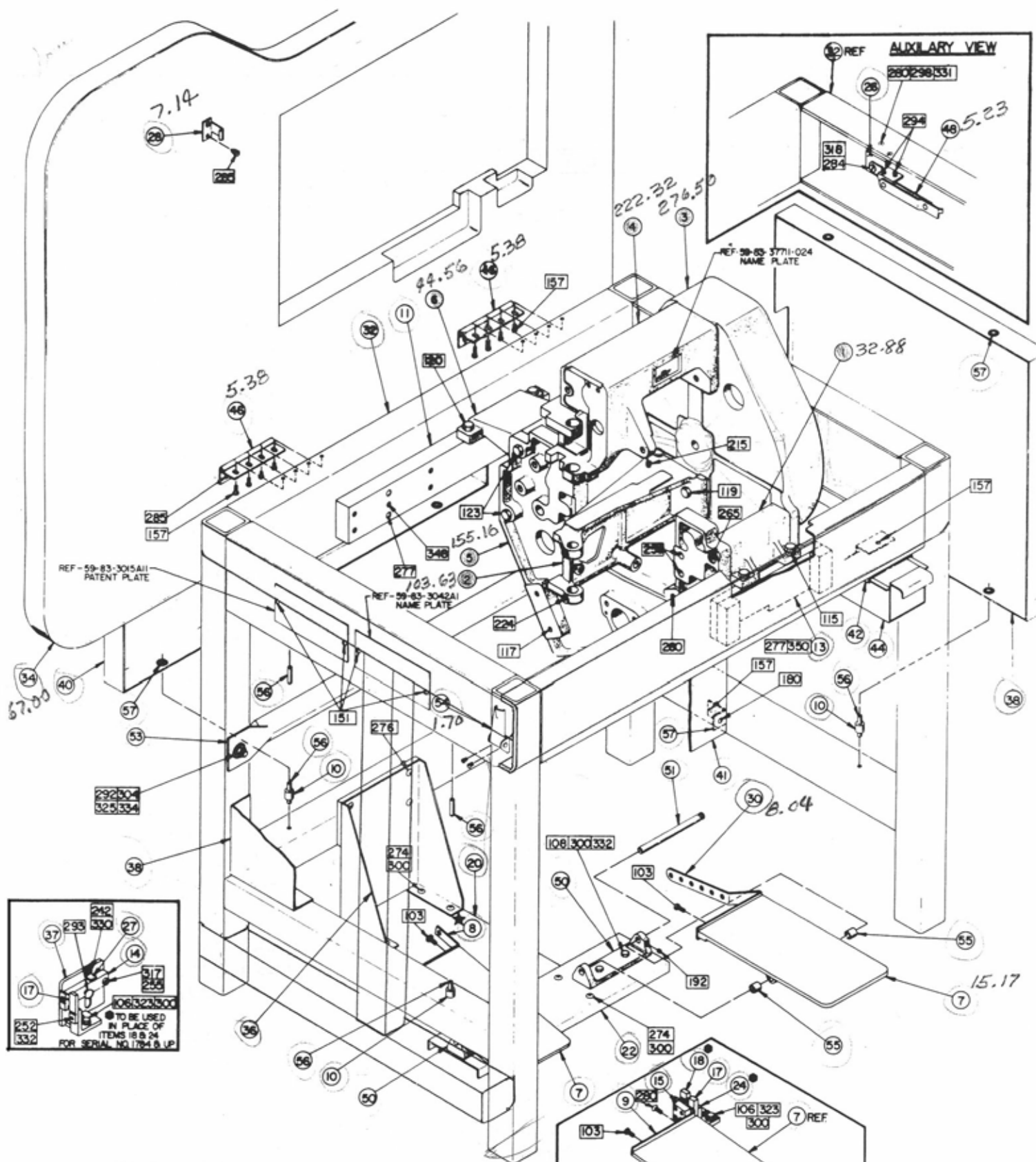
59-83 STITCHING MACHINE
FRAME & FITTINGS
 TYPE 2,3, & 4
 SERIAL NO. 1409-1758

★ TO BE USED ON LEFT FOOT PEDAL OF TYPE 4 MACHINE ONLY (FOR SERIAL NO 1684 & UP).

FRAME & FITTINGS
TYPE 2, 3, & 4
SERIAL NUMBER 1409-1758

ITEM NO.	DESCRIPTION	PART NUMBER
1	Frame Spacer (F)	59-83-101A2
2	Needle Bar Head (L) (Note #1)	59-83-102A3
3	Light.....	59-83-104A-M
4	Wire Support	59-83-104B
6	Housing (Note #1).....	59-83-1003A6
7	Needle Bar Head (U) (Note #1)	59-83-1004A10-11
8	Tie Frame.....	59-83-1006A7
10	Frame Spacer (R)	59-83-3011B2
11	Base Weldment	59-83-3025A
12	Support Bracket (R-F)	59-83-3026C
13	Support Bracket (L-F).....	59-83-3026D
14	Support Bracket (R-R)	59-83-3026E
15	Support Bracket (L-R).....	59-83-3026F
16	Inner Frame Bar (F)	59-83-3027A
17	Inner Frame Bar (R)	59-83-3027B
18	Frame Bar (L)	59-83-3027C
19	Frame Bar (R).....	59-83-3027D
20	Corner Gusset	59-83-3027E
21	Foot Pedal.....	59-83-3028A
22	Motor Bracket	59-83-3028B
23	Tread Plate Moulding	59-83-3028C
24	Tread Plate Covering	59-83-3028D
25	Tool Drawer Receiver	59-83-3028E
26	Tool Drawer	59-83-3028F
27	Pedal Arm Extension	59-83-3029A-10
27a	Pedal Arm Extension	59-83-3029A-11
28	Front Panel	59-83-3029C
29	Table	59-83-3030A-M
30	Table Hinge	59-83-3032A
31	Plunger Holder Block	59-83-33171-032
32	Lower Position Block.....	59-83-33175-020
33	Middle Position Block	59-83-33175-021
34	Control Bracket	59-83-34231-017
35	Pedal Pivot Bracket	84-4-1407A
36	Pedal Shaft	84-4-1407C
37	Front Hook	84-4-1453D
38	Oilite Bushing.....	#10-250-1A-64
39	Cam-Loc	#51L1-1-1AB

Note #1: Items 2, 6, & 7 are sold assembled as
 59-83-103A2 Needle Bar Head Assembly



59-83 STITCHING MACHINE
FRAME & FITTINGS
 TYPE 2,3, & 4
 SERIAL NO. 1759 & UP

FRAME & FITTINGS
TYPE 2,3,& 4
SERIAL NUMBER 1759 & UP

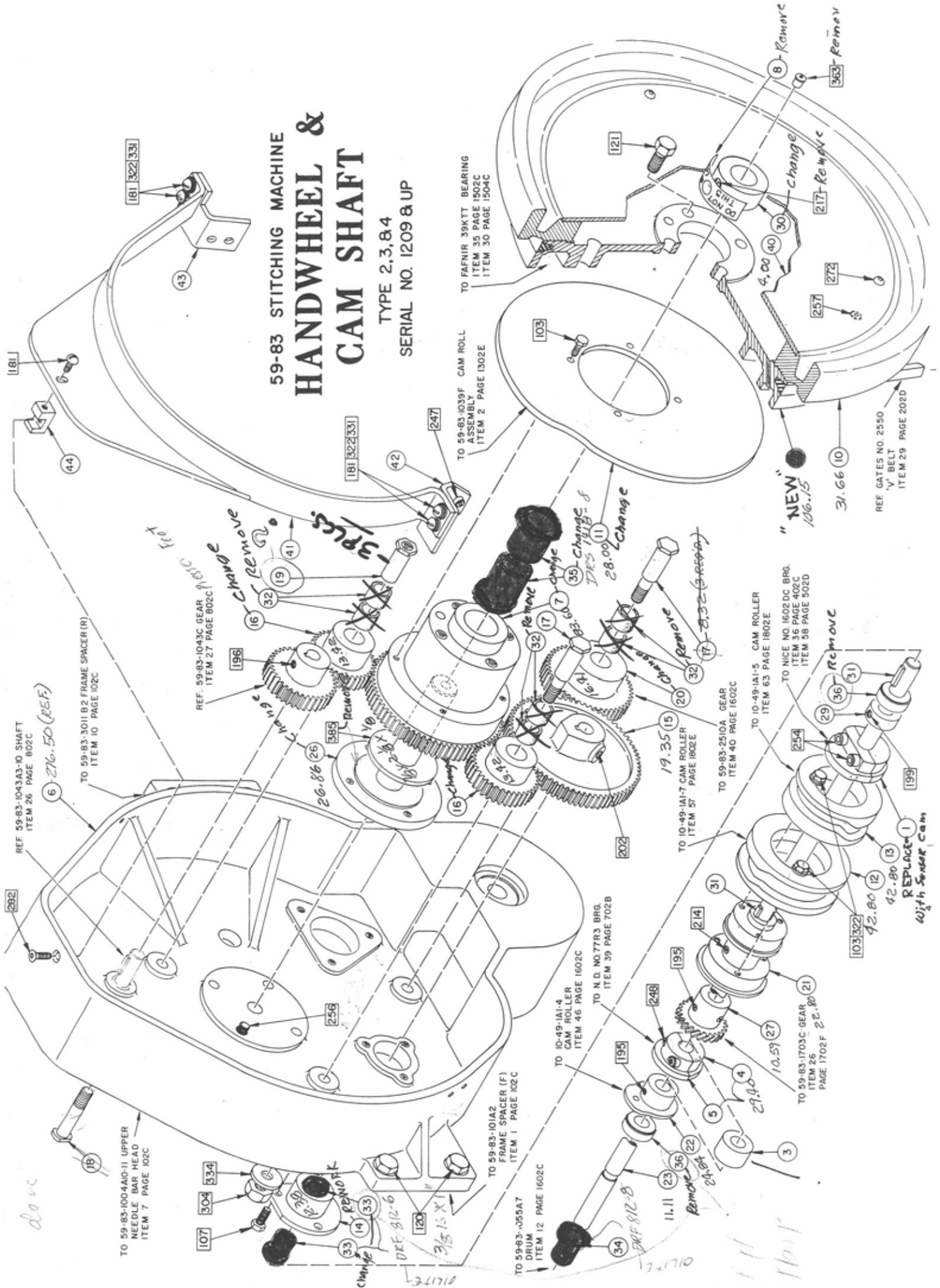
ITEM NO.	DESCRIPTION	PART NUMBER
1	Frame Spacer (F)	59-83-101A2
2	Needle Bar Head (L) (Note #1)	59-83-102A3
3	Housing (Note #1)	59-83-1003A6 ✓
4	Needle Bar Head (U) (Note #1)	59-83- 1004A12-TT
5	Tie Frame	59-83-1006A7 - chg. ✓
6	Frame Spacer	59-83-3011B2
7	Pedal	59-83-3028A
8	Pedal Arm Extension	59-83-3029A-10
9	Pedal Arm Extension	59-83-3029A-11
10	Spacer (Note #2)	59-83-31423-032
11	Frame Bracket - Rear	59-83-32413-052
13	Frame Bracket - Front	59-83-32735-020
14	Adj. Position Block	59-83-32783-002
15	Plunger Holder Block	59-83-33171-032
17	Lower Position Block	59-83-33175-020
18	Middle Position Block	59-83-33175-021
20	Platform Extension	59-83-34125-052
22	Pedal Platform	59-83-34145-020 - New
24	Control Bracket	59-83-34231-017
26	Table Strut Bracket	59-83-34231-019
27	Clip	59-83-34264-016
28	Hook	59-83-34584-007
30	Pedal Extension	59-83-34767-009
32	Main Frame	59-83-35322-009 - New
34	Table	59-83-35351-060
36	Pedal Platform Support	59-83-35441-043
37	Position Base	59-83-35464-018
38	Side Panel	59-83-35714-009
40	Back Panel	59-83-35718-005
41	Front Panel Panel	59-83-35778-015 - New
42	Drawer Slide	59-83-36785-004
44	Tool Drawer	59-83-37151-034
46	Table Hinge	59-83-41214-004
48	Table Support	59-83-41441-02C
50	Pedal Pivot Bkt.	84-4-1407A
51	Pedal Shaft	84-4-1407C
52	Angle Clip	84-6-34272-02
53	AMCO Motor Mtg. Bkt.	#10-M-32
54	Camloc Latch	#51L1-1-1AB
55	Oilite Bushing	#10-250-1A-64
56	Roll Pin (Note #2)	7/32 Dia. X 1 1/2
57	Grommet, Atlantic India Rubber Co.	#2902

Note#1: Items 2,3, & 4 are sold assembled as
59-83-103A2 Needle Bar Head Assembly.

Note#2: For Serial #1759 - 1858 order Part. No
59-83-31851-016.

59-83 STITCHING MACHINE HANDWHEEL & CAM SHAFT

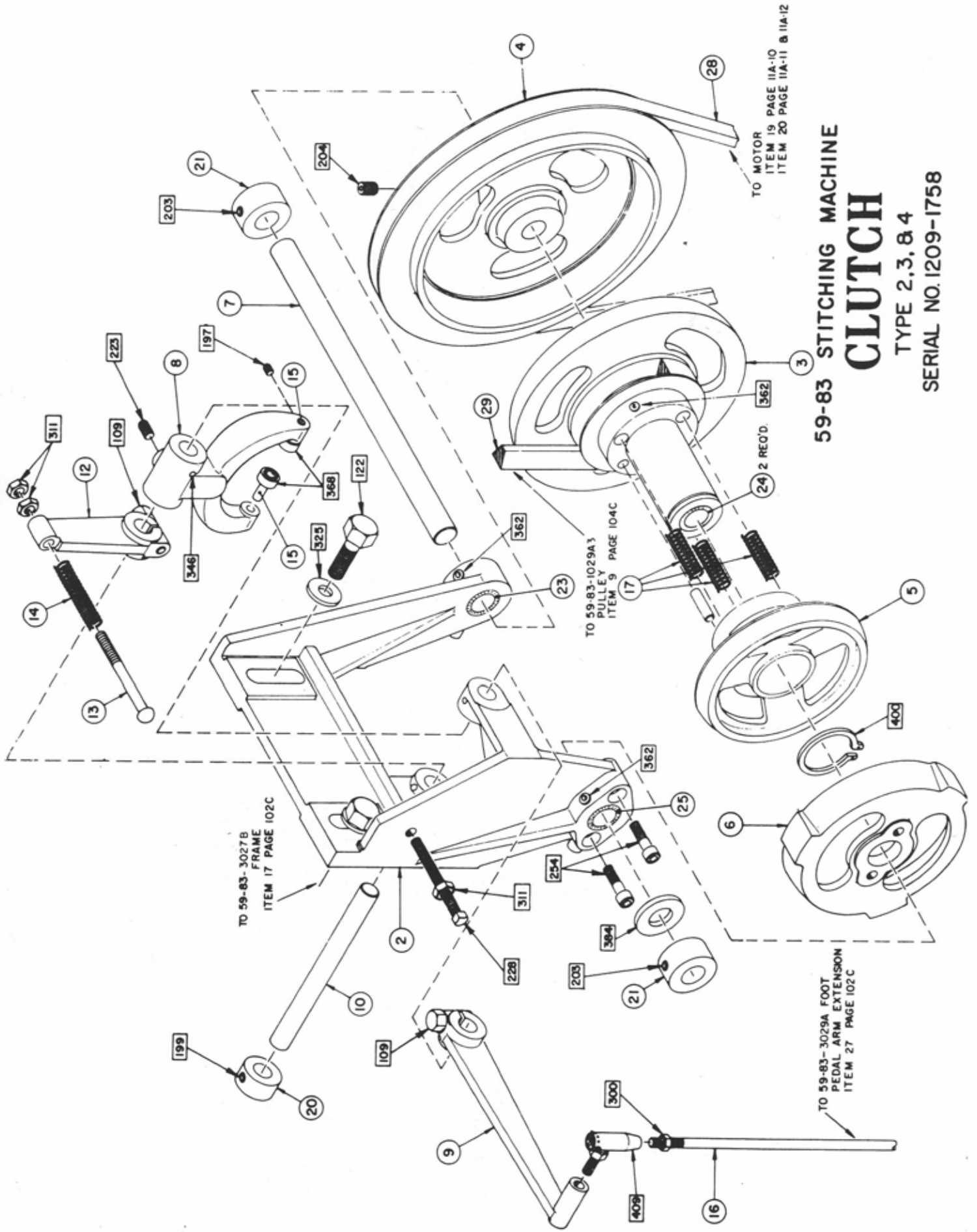
TYPE 2,3,8,4
SERIAL NO. 1209 & UP



HANDWHEEL & CAM SHAFT - TYPE 2, 3, & 4
SERIAL NUMBER 1209 & UP

HANDWHEEL & CAM SHAFT
TYPE 2, 3, & 4
SERIAL NUMBER 1209 & UP

ITEM NO.	DESCRIPTION	PART NUMBER	ITEM NO.	DESCRIPTION	PART NUMBER
1	Stitch Cam..... (Not used on Type 4)	59-83-503E4	26	Stud Assembly..... (Includes 1300A Flange, 1300B1 Stud & 1301A Ring)	59-83-1300C1 Chg.
3	Shaft Spacer..... (Replaces Item 4 Cam on Types 2 & 4 Machines)	59-83-507D		Drive Gear.....	59-83-1703D
4	Angle Plate Cam..... (Used on Type 3 Machine only)	59-83-705B2	27	Stitch Control P.C. Board	10-45-1A-5
5	Cam Shim.....	59-83-706B1	28	Set Screw Collar.....	10-45-1A-11 out
6	Housing.....	59-83-1003A6	30	Set Screw Collar	10-100-1100-3
7	Drive Gear	59-83-1008B chg.	31	Hi Pro Key.....	10-250-1A-79 1/2 x 1/16 x 1/2
8	Decal.....	59-83-1016A	32	Oilite Bushing	10-250-1A-80 1/2 x 1/16 x 3/8
9	Needle Bar Cam	59-83-1029A3 Chg.	33	Oilite Bushing	10-250-1A-83 1/2 x 1/16 x 1
10	Handwheel.....	59-83-1030A4	35	Oilite Bushing	10-250-1A-126 7/8 x 1/8 x 1/2
11	Upper Looper Cam	59-83-1037A8 chg.	36	Boston Gear Bearing (Nice) Thrust Bvg. 1/2 x 1" x 1/32 Thk.	#603-1/4
12	Thread Clamp Cam.....	59-83-1066C		Handwheel Cover.....	59-83-1031D1
13	Lifter Hook Cam	59-83-1071C	40	Belt Guard	59-83-1094A change.
14	Cam Shaft Bearing.....	59-83-1072E Chg.	41	Front Mtg. Bkt.	59-83-1094B
15	Drive Gear	59-83-1072F	42	Rear Mtg. Bkt.	59-83-1094C
16	Small Inter. Gear.....	59-83-1073A Chg.	43	Upper Mtg. Block. . . .	59-83-1094D
17	Gear Stud	59-83-1073B5			
18	Gear Bolt	59-83-1073C			
19	Gear Bushing	59-83-1073D1			
20	Large Inter. Gear...	59-83-1073E chg.			
21	Cam Hub	59-83-1076B2			
22	Brush Oper. Cam. . . .	59-83-1076D2			
23	Cam Shaft	59-83-1077A2 Chg.			
24	Electronic Stitch Control Cam				
25	Sensor Mounting Bracket				



59-83 STITCHING MACHINE
CLUTCH

TYPE 2, 3, & 4
SERIAL NO. 1209-1758

CLUTCH

TYPE 2, 3, & 4
SERIAL NUMBER 1209-1758

CLUTCH - TYPE 2, 3, & 4
SERIAL NUMBER 1209-1758

ITEM NO.	DESCRIPTION	PART NUMBER
2	Bracket.....	59-83-200A2
3	Inner Disc	59-83-201A
4	Outer Disc.....	59-83-201B1
5	Clutch Brake.....	59-83-202A1
6	Brake Shoe	59-83-202B1
7	Drive Shaft.....	59-83-202C
8	Clutch Yoke	59-83-202D3
9	Shifting Lever.....	59-83-203A2
10	Yoke Shaft	59-83-203B1
12	Lever.....	59-83-203D2
13	Lever Stud	59-83-203E
14	Spring.....	59-83-203F1
15	Roller Stud	59-83-204B1
16	Conn. Rod.....	59-83-1015A
17	Disc Spring	59-83-1070D4
20	Set Screw Collar	10-45-1A-5
21	Set Screw Collar	10-45-1A-7
23	Oilite Bushing.....	10-250-1A-98
24	Oilite Bushing	10-250-1A-100
25	Oilite Bushing.....	10-250-1A-101
28	Gates Belt	#2370
29	Gates Belt	#2550

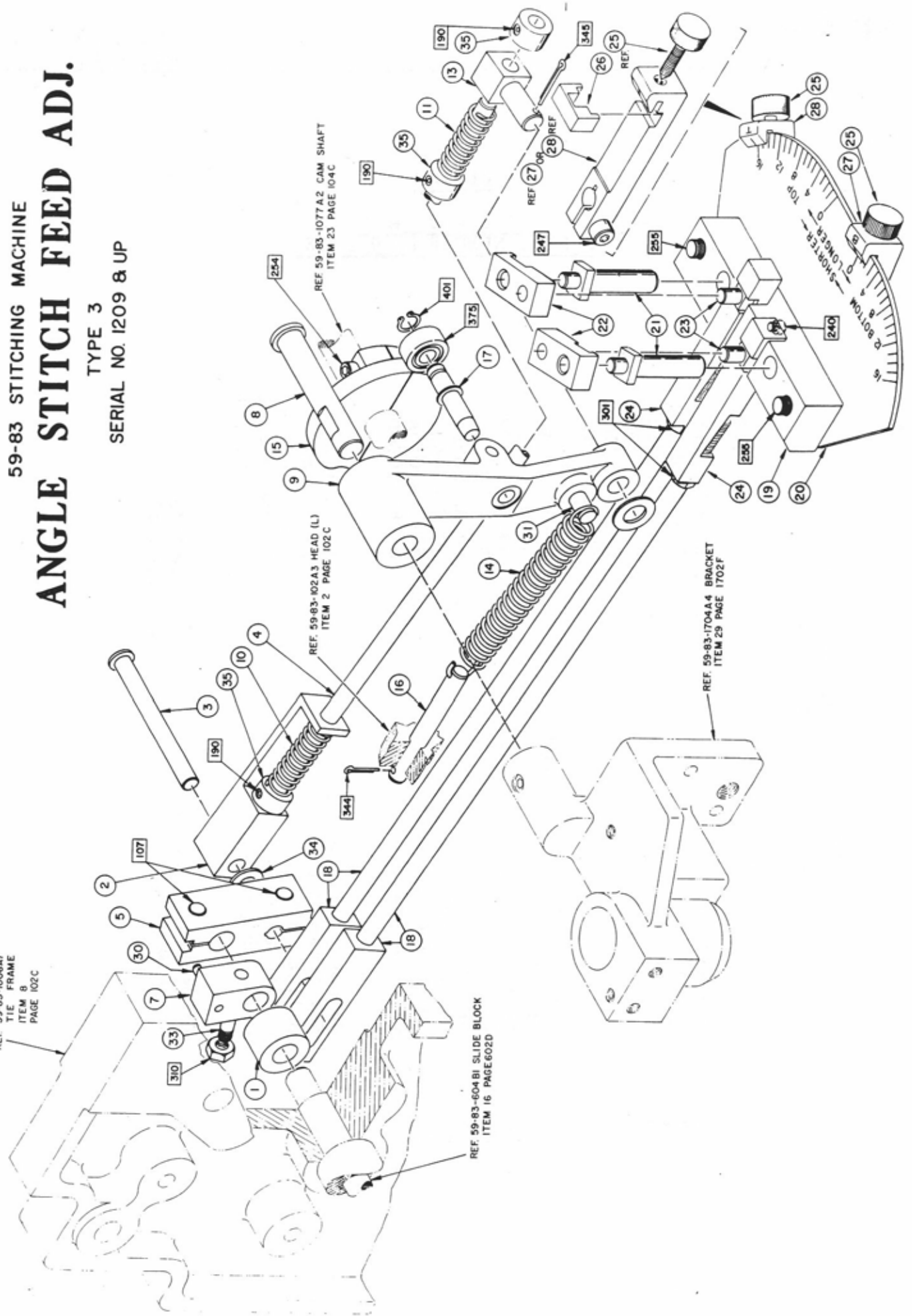
59-83 STITCHING MACHINE

ANGLE STITCH FEED ADJ.

TYPE 3

SERIAL NO. 1209 & UP

REF 59-83-1006A7
TIE FRAME
ITEM 8
PAGE 102C





ANGLE STITCH FEED ADJUSTER
TYPE 3
SERIAL NUMBER 1209 & UP

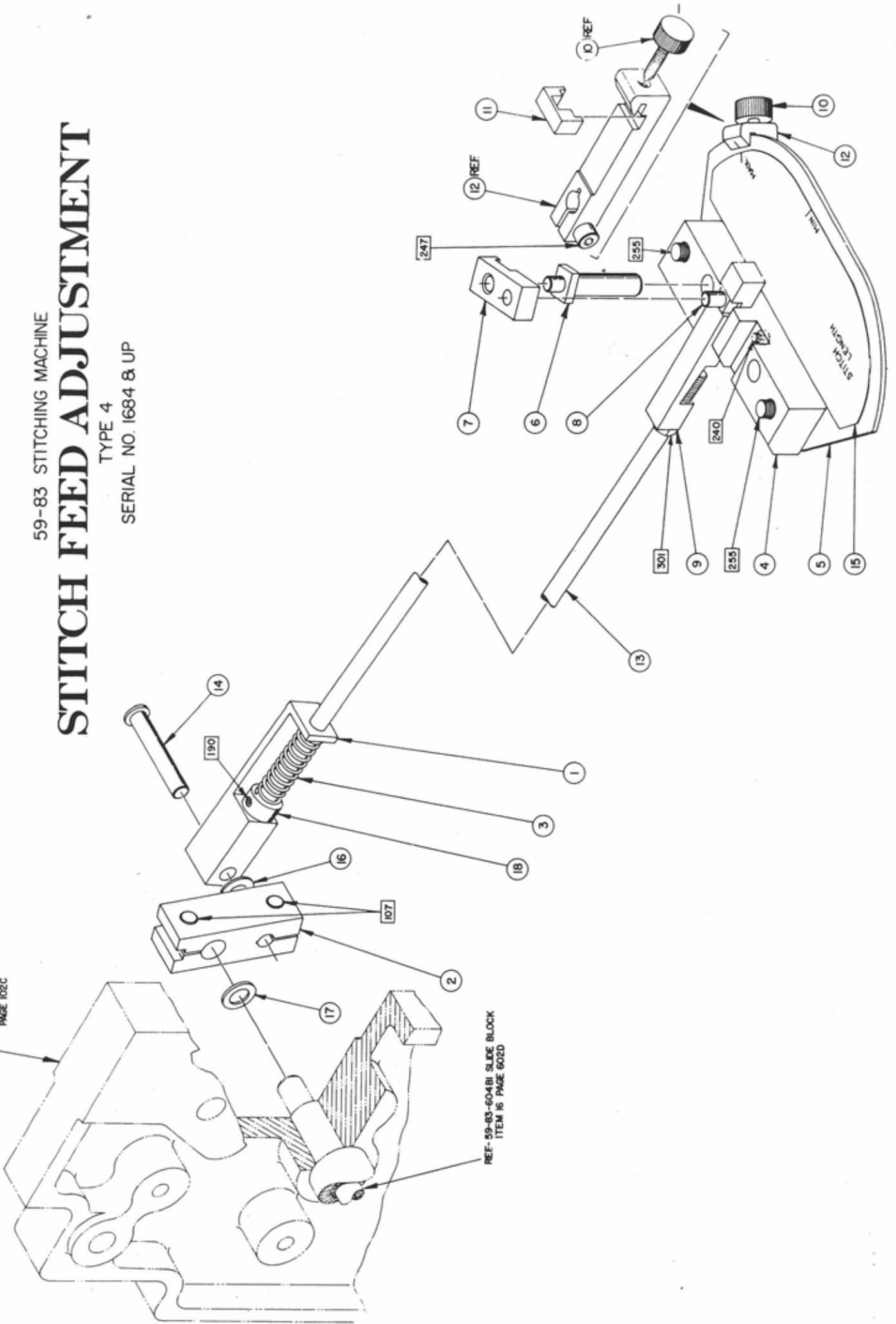
ANGLE STITCH FEED ADJUSTER - TYPE 3
SERIAL NUMBER 1209 & UP

ITEM NO.	DESCRIPTION	PART NUMBER
1	Arm Spacer	59-83-400A2
2	Arm Head	59-83-400B2
3	Head Pin	59-83-400C
4	Conn. Rod	59-83-400D
5	Arm Bracket	59-83-400E1
7	Control Block	59-83-402E
8	Lever Stud	59-83-500F2
9	Cam Lever	59-83-501A3
11	Rod Spring	59-83-501E1
13	Lever Head	59-83-503A2
14	Lever Spring	59-83-503D
15	Adj. Cam	59-83-503E4
16	Spring Stud	59-83-505A
17	Roller Stud	59-83-506E1
18	Arm Assembly (includes 501B4 Stop & 502F7 Rod)	59-83-506F1
19	Mounting Bracket	59-83-510A
20	Setting Plate	59-83-510B
21	Large Stud	59-83-510C
22	Small Lever	59-83-510D
23	Small Stud	59-83-510E
24	Stop Block Slider	59-83-510F
25	Locking Screw	59-83-511A
26	Locking Plate	59-83-511B
27	Bottom Setting Lever	59-83-511C
28	Top Setting Lever	59-83-511D
30	Dowel Pin	10-8-1100-28
31	Spring Post	10-20-1A1-63
33	Clamp Stud	10-25-1A1-53
34	Washer	10-40-1100-15

59-83 STITCHING MACHINE STITCH FEED ADJUSTMENT

TYPE 4
SERIAL NO. 1684 & UP

REF-59-83-1006A7
TIE FRAME
ITEM 8
PAGE 102C



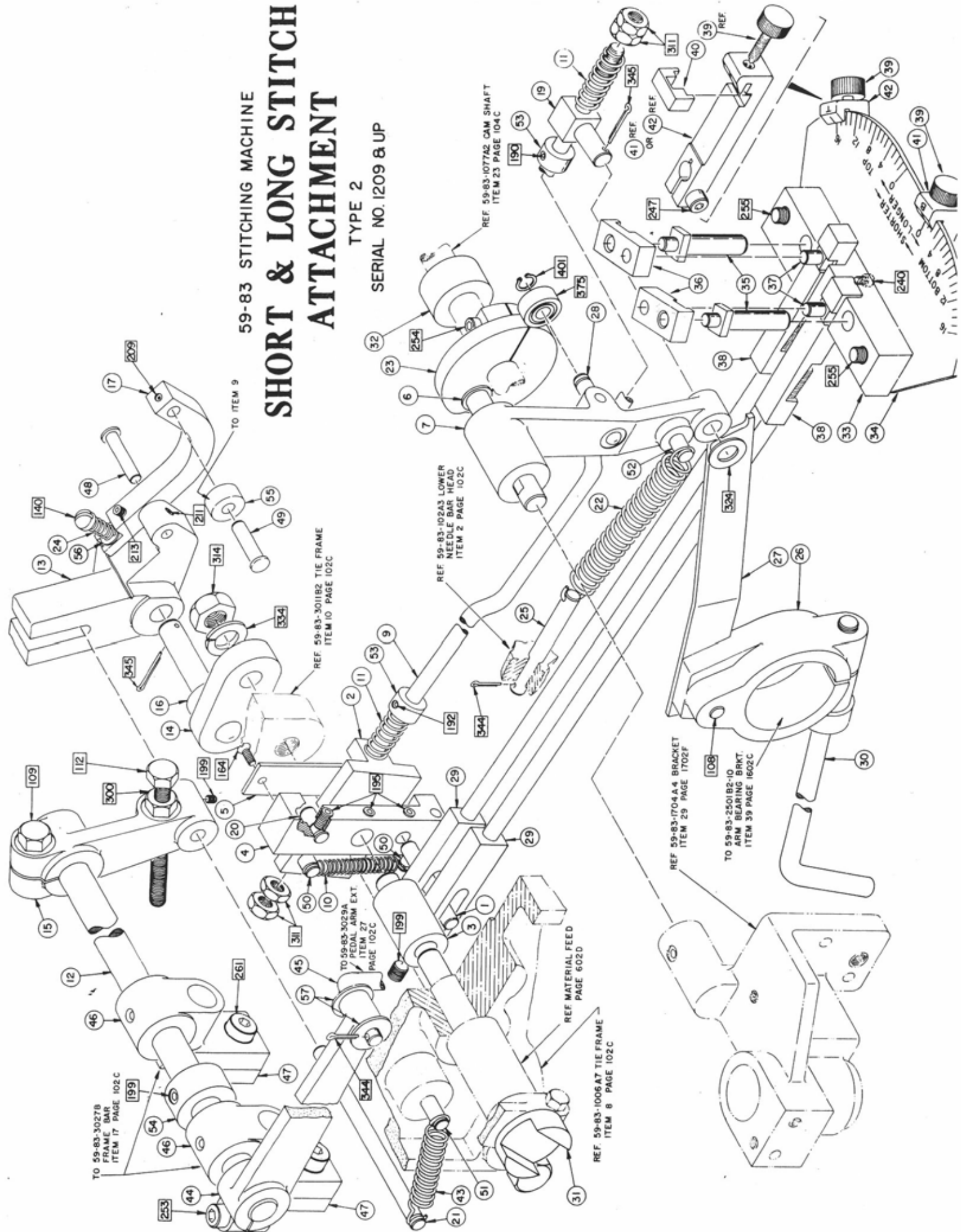
STITCH FEED ADJUSTMENT
TYPE 4
SERIAL NUMBER 1684 & UP

STITCH FEED ADJUSTMENT - TYPE 4
SERIAL NUMBER 1684 & UP

ITEM NO.	DESCRIPTION	PART NUMBER
1	Arm Head	59-83-400B2
2	Arm Bracket	59-83-400E1
3	Rod Spring.....	59-83-501E1
4	Mounting Bracket	59-83-510A
5	Setting Plate.....	59-83-510B
6	Large Stud	59-83-510C
7	Small Lever.....	59-83-510D
8	Small Stud	59-83-510E
9	Stop Block Slider.....	59-83-510F
10	Locking Screw	59-83-511A
11	Locking Plate.....	59-83-511B
12	Top Setting Lever	59-83-511D
13	Stitch Adj. Conn. Rod.....	59-83-31286-009
14	Plain Stud	59-83-31611-045
15	Stitch Length Decal.....	59-83-37731-032
16	Washer	#10-40-1100-15
17	Washer	#10-40-1100-117
18	Set Screw Collar	#10-45-1A-1 or Boston #SC25

59-83 STITCHING MACHINE
SHORT & LONG STITCH
ATTACHMENT

TYPE 2
SERIAL NO. 1209 & UP





SHORT & LONG STITCH ATTACHMENT
TYPE 2
SERIAL NUMBER 1209 & UP

SHORT & LONG STITCH ATTACHMENT - TYPE 2
SERIAL NUMBER 1209 & UP

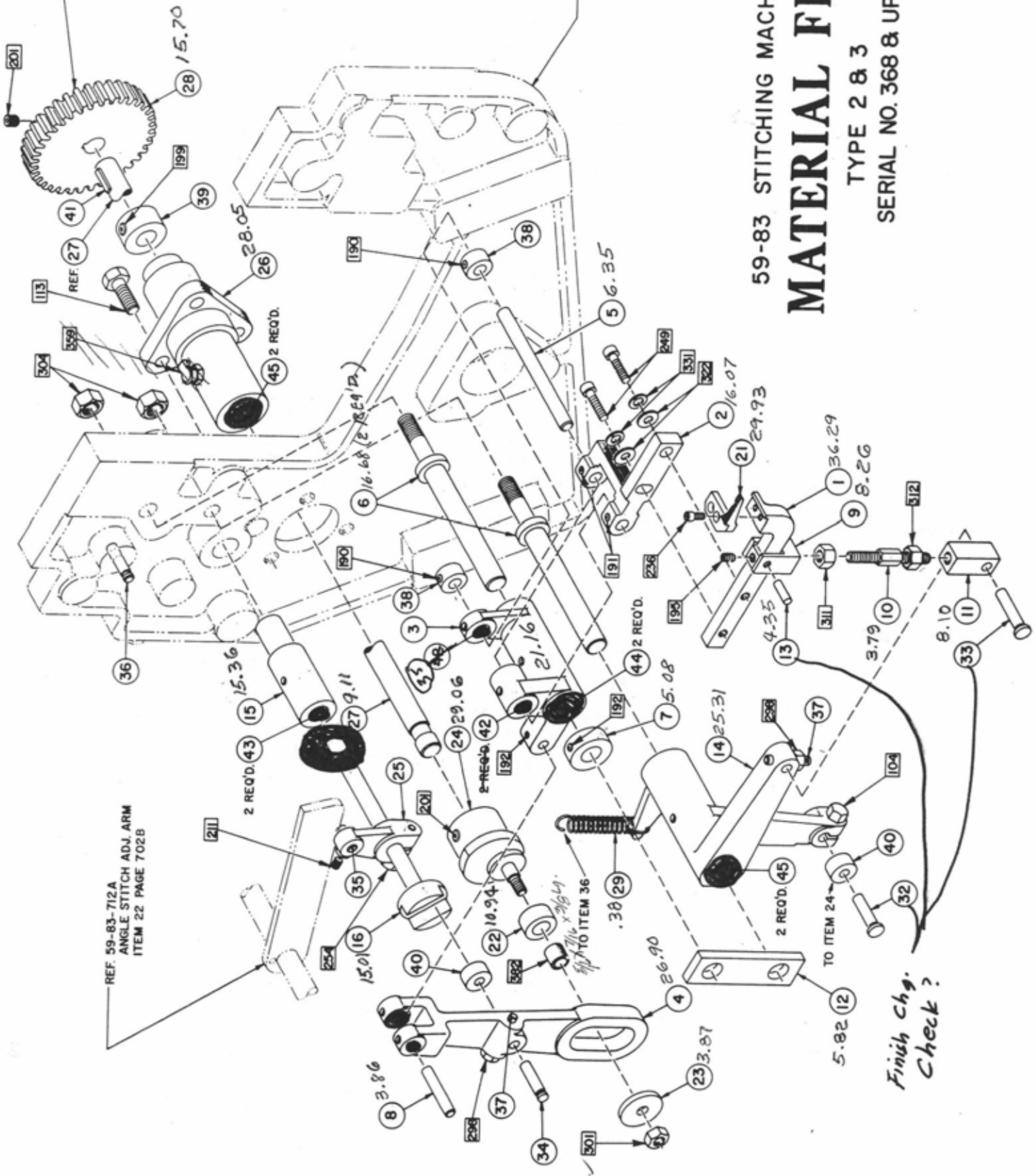
ITEM NO.	DESCRIPTION	PART NUMBER	ITEM NO.	DESCRIPTION	PART NUMBER
1	Yoke Pin	59-83-500A2	31	Slide Block	59-83-507C
2	Clutch Yoke	59-83-500B3	32	Shaft Spacer	59-83-507D
3	Arm Hub	59-83-500C2	33	Mounting Bracket	59-83-510A
4	Adjust. Arm	59-83-500D2	34	Setting Plate	59-83-510B
5	Arm Cover	59-83-500E1	35	Large Stud	59-83-510C
6	Lever Stud	59-83-500F2	36	Small Lever	59-83-510D
7	Cam Lever	59-83-501A3	37	Small Stud	59-83-510E
9	Conn. Rod	59-83-501C3	38	Stop Block Slider	59-83-510F
10	Yoke Spring	59-83-501D1	39	Locking Screw	59-83-511A
11	Rod Spring	59-83-501E1	40	Locking Plate	59-83-511B
12	Control Shaft	59-83-501F1	41	Bottom Setting Lever	59-83-511C
13	Shift Arm	59-83-502A3	42	Top Setting Lever	59-83-511D
14	Stud Bracket	59-83-502B	43	Lever Spring	59-83-1009D1
15	Shift Lever	59-83-502C1	44	Pedal Lever	59-83-2510D2
16	Arm Stud	59-83-502D1	45	Conn. Rod	59-83-2516E1
17	Shifting Finger	59-83-502E1	46	Shaft Bracket	59-83-3010D1-10
19	Lever Head	59-83-503A2	47	Spacer	59-83-3010F
20	Arm Pin	59-83-503B	48	Plain Stud	10-1-1A-58
21	Shifting Pin	59-83-503C1	49	Cam Roll Stud	10-6-1A1-61
22	Lever Spring	59-83-503D	50	Spring Post	10-20-1A-56
23	Stitch Cam	59-83-503E4	51	Spring Post	10-20-1A-62
24	Finger Spring	59-83-504C	52	Spring Post	10-20-1A-63
25	Spring Stud	59-83-505A	54	Set Screw Collar	10-45-1A-5
26	Lever Bearing	59-83-506C	55	Cam Roller	10-49-1A1-6
27	Latch Lever	59-83-506D	56	Washer	10-40-1100-17
28	Roller Stud	59-83-506E1	57	Washer	10-40-1100-115
29	Arm Assembly (Includes 501B4 Stop & 502F7 Rod)	59-83-506F1			
30	Arm Assembly (Includes 506B1 Arm & 10-67-1A-3 Spacer)	59-83-507B1			

TO 59-83-2510A
GEAR
ITEM 40 PAGE 1602C

REF. 59-83-1006A7
TIE FRAME
ITEM 8 PAGE 102C

59-83 STITCHING MACHINE MATERIAL FEED

TYPE 2 & 3
SERIAL NO. 368 & UP



REF. 59-83-712A
ANGLE SWITCH ADJ. ARM
ITEM 22 PAGE 702B

*Finish Chg.
Check?*

MATERIAL FEED
TYPE 2 & 3
SERIAL NUMBER 368 & UP

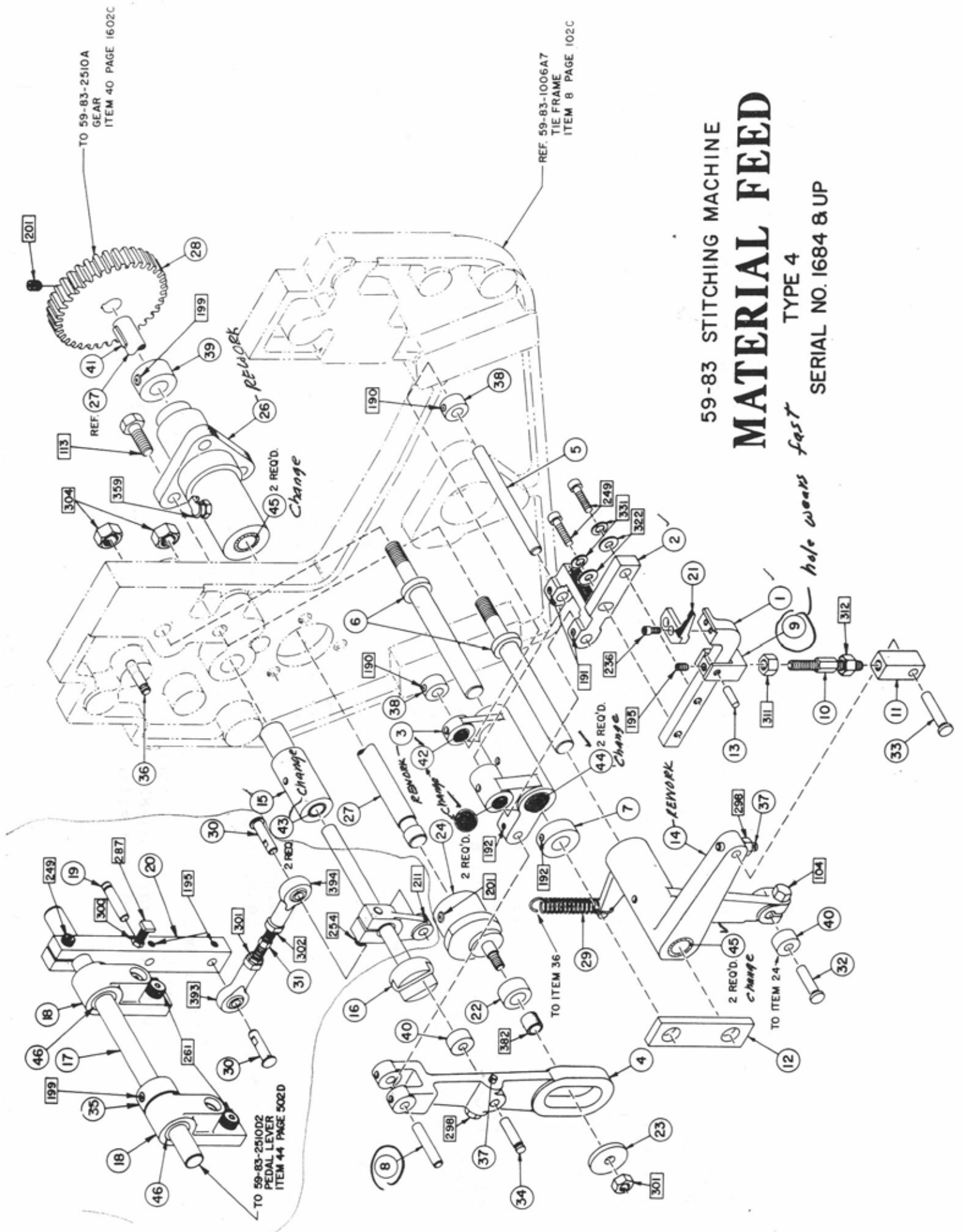
MATERIAL FEED - TYPE 2 & 3
SERIAL NUMBER 368 & UP

ITEM NO.	DESCRIPTION	PART NUMBER	ITEM NO.	DESCRIPTION	PART NUMBER
✓1	Feeder Arm	59-83-600A	✓24	Feed Cam	59-83-1053B3
✓2	Support Bracket	59-83-600B1	25	Shifter Arm	59-83-1053D
3	Motion Bracket	59-83-600C1	26	Shaft Bearing	59-83-1054D3 - Chg.
4	Eccentric Arm	59-83-600D	✓27	Drive Shaft	59-83-1054E2
✓5	Support Bkt. Shaft	59-83-601A	✓28	Driven Gear	59-83-1054F1
✓6	Motion Bkt. Shaft	59-83-601B1	✓29	Crank Spring	59-83-1061A1
✓7	Shaft Collar	59-83-601C	30	Slide Block Limit Stop	
8	Bracket Pin	59-83-601D	31	Limit Block Plate	
✓9	Lifter Fork .. HARDEN.	59-83-602A	✓32	Cam Roll Stud	10-6-1A1-66
✓10	Lifter Rod	59-83-602B	33	Cam Roll Stud	10-6-1A1-67
✓11	Rod Head	59-83-602C1	✓34	Cam Roll Pin	10-7-1A1-70
✓12	Support Plate	59-83-602E1	35	Dowel	10-8-1100-63
✓13	Fork Pin	59-83-602F	36	Spring Post	10-20-1A-63
✓14	Bell Crank	59-83-603A	37	Clamp Stud	10-25-1A1-53
15	Block Bearing	59-83-604A	38	Collar	10-45-1A-2
✓16	Slide Block (Used on Angle Stitch, Type 3, for Short- Long Attachment- Type 2 order 59-83-507C, Item 31, Page 502D)	59-83-604B1	39	Collar	10-45-1A-5
17	Pulley (Slide Block)		40	Cam Roller <i>5/8" O.D. x 1/4" x 5/16" W</i>	10-49-1A1-7
			41	Hi Pro Key	10-100-1100-3
			42	Oilite Bushing	10-250-1A-59
			43	Oilite Bushing	10-250-1A-66
			44	Oilite Bushing	10-250-1A-81
			45	Oilite Bushing	10-250-1A-83
			46	Motor Plate, Stitch Adj.	
			47	Motor Shaft Support	
✓21	Material Feeder	59-83-1048A6-M*	48	Potentiometer Bracket	
✓22	Cam Roller	59-83-1050E	49	Potentiometer Holding Bracket	
✓23	Ecc. Stud Washer	59-83-1051B	50	Motor	
			51	Pulley (Motor)	
			52	Pulley (Potentiometer)	
			53	Belt (Control)	
			54	Belt (Drive)	

* "M" or MODEL indicates incomplete part number, part varies due to length of stitch. When ordering give complete number stamped on part (Example: 59-83-1048A6-12) or order as "59-83-1048A6 Material Feeder" and give stitch length desired.

59-83 STITCHING MACHINE
MATERIAL FEED
 TYPE 4
 SERIAL NO. 1684 & UP

hole works fast



TO 59-83-2510A
 GEAR
 ITEM 40 PAGE 1602C

REF. 59-83-1006A7
 TIE FRAME
 ITEM 8 PAGE 102C

TO 59-83-251002
 PEDAL LEVER
 ITEM 44 PAGE 5002D

TO ITEM 36

TO ITEM 24

MATERIAL FEED - TYPE 4
SERIAL NUMBER 1684 & UP

ITEM NO.	DESCRIPTION	PART NUMBER	ITEM NO.	DESCRIPTION	PART NUMBER
1	Feeder Arm	59-83-600A	26	Shaft Bearing	59-83-1054D3
2	Support Bracket	59-83-600B1	27	Drive Shaft	59-83-1054E2
3	Motion Bracket	59-83-600C1	28	Driven Gear	59-83-1054F1
4	Eccentric Arm	59-83-600D	29	Crank Spring	59-83-1061A1
5	Support Bkt. Shaft	59-83-601A	30	Plain Stud	59-83-31641-029
6	Motion Bkt. Shaft.	59-83-601B1	31	Connector Rod	59-83-31852-080
7	Shaft Collar	59-83-601C	32	Cam Roll Stud	10-6-1A1-66
8	Bracket Pin.	59-83-601D	33	Cam Roll Stud	10-6-1A1-67
9	Lifter Fork	59-83-602A	34	Cam Roll Pin	10-7-1A1-70
10	Lifter Rod	59-83-602B	35	Set Screw Collar	10-45-1A-5
11	Rod Head	59-83-602C1	36	Spring Post.	10-20-1A-63
12	Support Plate.	59-83-602E1	37	Clamp Stud	10-25-1A1-53
13	Fork Pin	59-83-602F	38	Collar.	10-45-1A-2
14	Bell Crank	59-83-603A	39	Collar	10-45-1A-5
15	Block Bearing	59-83-604A	40	Cam Roller.	10-49-1A1-7 $\frac{3}{8} \times \frac{5}{32} \times \frac{3}{16} \omega$
16	Slide Block	59-83-604B1	41	Hi Pro Key	10-100-1100-3 $\frac{5}{16} \times \frac{7}{16} \times \frac{3}{4} \omega$
17	Control Shaft	59-83-501F1	42	Oilite Bushing.	10-250-1A-59 $\frac{5}{16} \times \frac{7}{16} \times \frac{3}{4} \omega$
18	Lever Shaft Bracket	59-83-3010D1-11	43	Oilite Bushing	10-250-1A-66 $\frac{3}{8} \times \frac{1}{2} \times \frac{3}{4} \omega$
19	Spring Post.	59-83-31723-009	44	Oilite Bushing.	10-250-1A-81 $\frac{1}{2} \times \frac{1}{16} \times \frac{3}{4} \omega$
20	Operating Lever	59-83-32739-052	45	Oilite Bushing	10-250-1A-83 $\frac{1}{2} \times \frac{1}{16} \times \frac{1}{2} \omega$
21	Material Feeder.	59-83-1048A6-M*	46	Oilite Bearing	10-250-1A-82 $\frac{1}{2} \times \frac{1}{16} \times \frac{7}{8} \omega$
22	Cam Roller	59-83-1050E			
23	Ecc. Stud Washer.	59-83-1051B			
24	Feed Cam	59-83-1053B3			
25	Shifter Arm.	59-83-1053D			

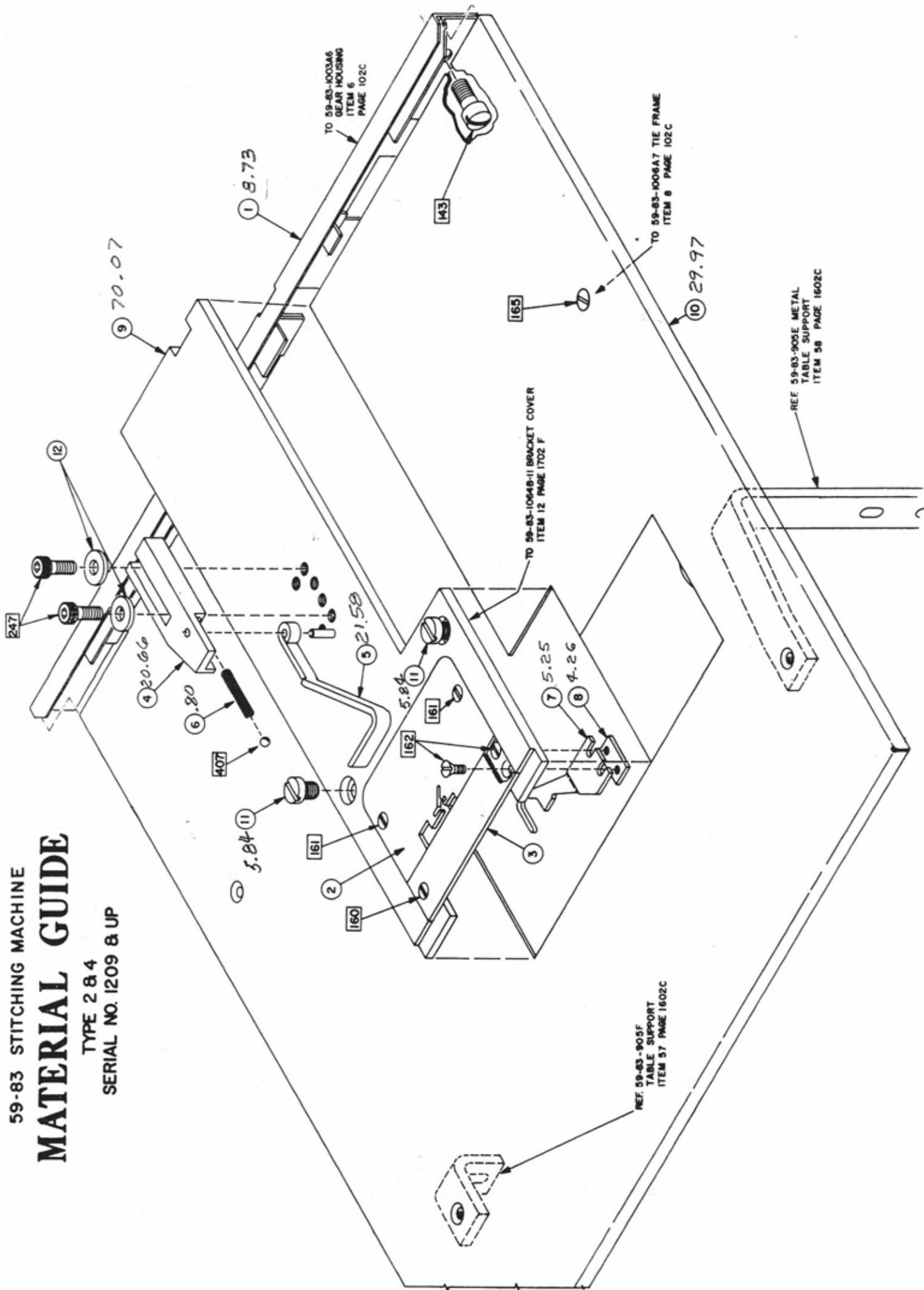
"M" or MODEL indicates incomplete part number, part varies due to length of stitch. When ordering give complete number stamped on part (Example: 59-83-1048A6-12) or order as "59-83-1048A6 Material Feeder" and give stitch length desired.

59-83 STITCHING MACHINE

MATERIAL GUIDE

TYPE 284

SERIAL NO. 1209 & UP



MATERIAL GUIDE
TYPE 2 & 4
SERIAL NUMBER 1209 & UP

MATERIAL GUIDE - TYPE 2 & 4

SERIAL NO. 1209 & UP

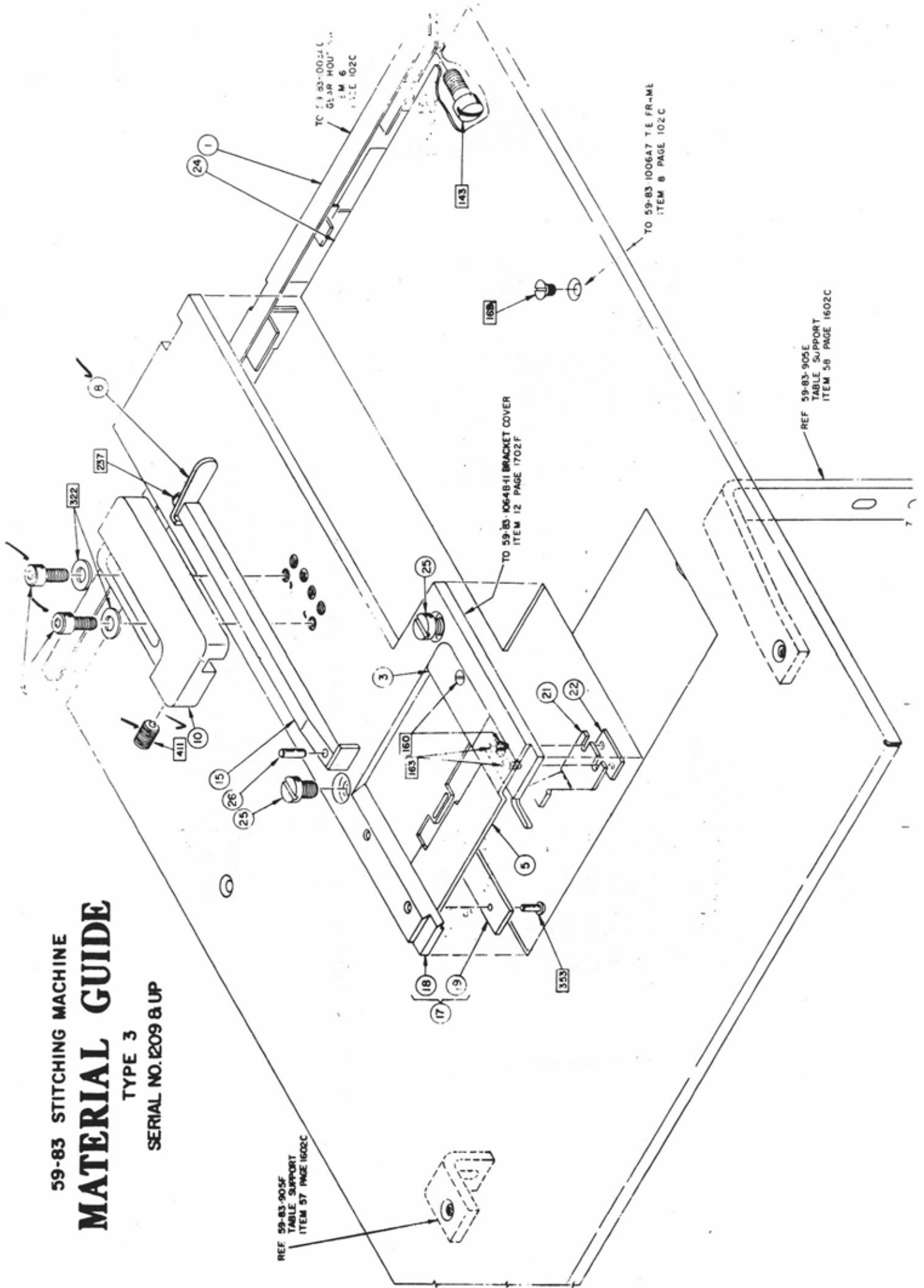
ITEM NO.	DESCRIPTION	PART NUMBER
1	Table Rest Assembly..... (includes 605B3 Strip, 605C, 605D, 605E & 605F Clips)	59-83-605A3 - Chg.
2	Throat Plate (R)	59-83-1048D-M* Chg.
3	Throat Plate (L)	59-83-1048F1-M* Chg.
4	Hinge Block	59-83-1049D1
5	Material Guide	59-83-1049E-M*
6	Guide Spring	59-83-1049F
7	Guide Finger	59-83-1705A1
8	Clamp Strip	59-83-1705B
9	Plate Holder	59-83-3007A7 - Chg. ?
10	Table (for Serial 1209 to 1258 order)	59-83-3014A1 - Chg. ?
11	Holder Screw	59-83-3014A
12	Flat Washer	59-83-3009F2 10-40-1100-114

* "M" or MODEL - indicates incomplete part number, part varies due to length of stitch or type of material being sewed.

When ordering give complete part number stamped on part (Example: 59-83-1048D-12) or order as "59-83-1048D Plate" and specify length desired and type of material.

59-83 STITCHING MACHINE MATERIAL GUIDE

TYPE 3
SERIAL NO. 12098 UP



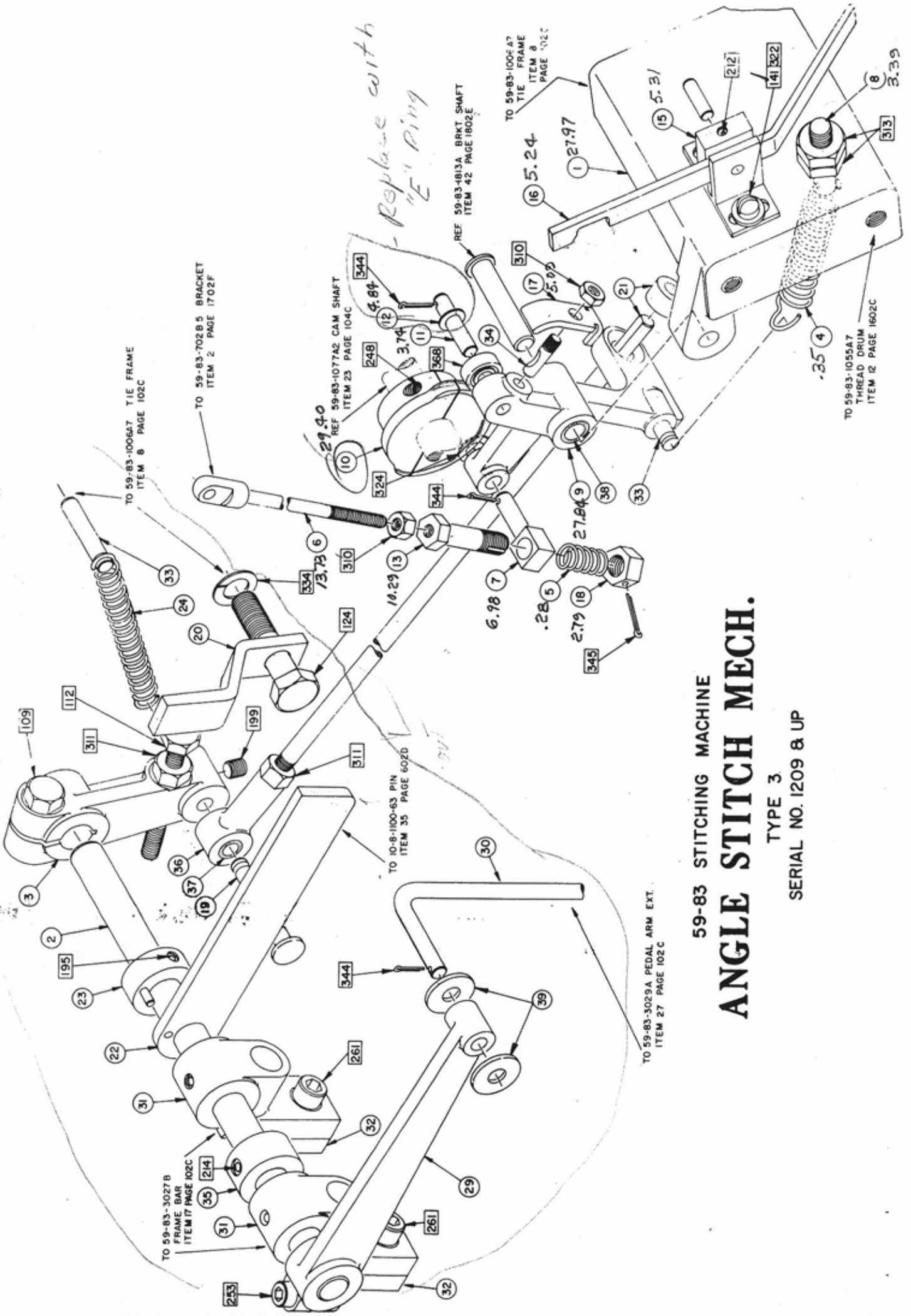
MATERIAL GUIDE - TYPE 3
SERIAL NUMBER 1209 & UP

ITEM NO.	DESCRIPTION	PART NUMBER
1	Table Rest Assembly..... (Includes 605B3 Strip, 605C, 605D, 605E & 605F Clips)	59-83-605A3 ✓ <i>B/ CHG</i>
3	Throat Plate (R).....	59-83-701B4 <i>CHG (NOB/M)</i>
5	Throat Plate (L).....	59-83-701C2 <i>(NOB/M)</i>
8	Thumb Piece.....	59-83-712E3 <i>(NOB/M)</i>
10	Gauge Block.....	59-83-713A4 ✓ <i>B/</i>
15	Rod Assembly.....	59-83-714E5 <i>(NOB/M)</i>
17	Holder Assembly..... (Includes Items 18 & 19)	59-83-715A <i>(NOB/M)</i>
18	Plate Holder.....	59-83-715B
19	Holder Strap.....	59-83-715C
21	Guide Finger.....	59-83-1705A1 ✓ <i>(NOB/M)</i>
22	Clamp Strip.....	59-83-1705B ✓
24	Table.....	59-83-3014A1 ✓ <i>(NOB/M)</i>
25	(For Serial 1209 to 1258 order)	59-83-3014A ✓
25	Holder Screw.....	59-83-3009F2
26	Dowel.....	10-8-1100-16

MATERIAL GUIDE

TYPE 3

SERIAL NO. 1209 & UP



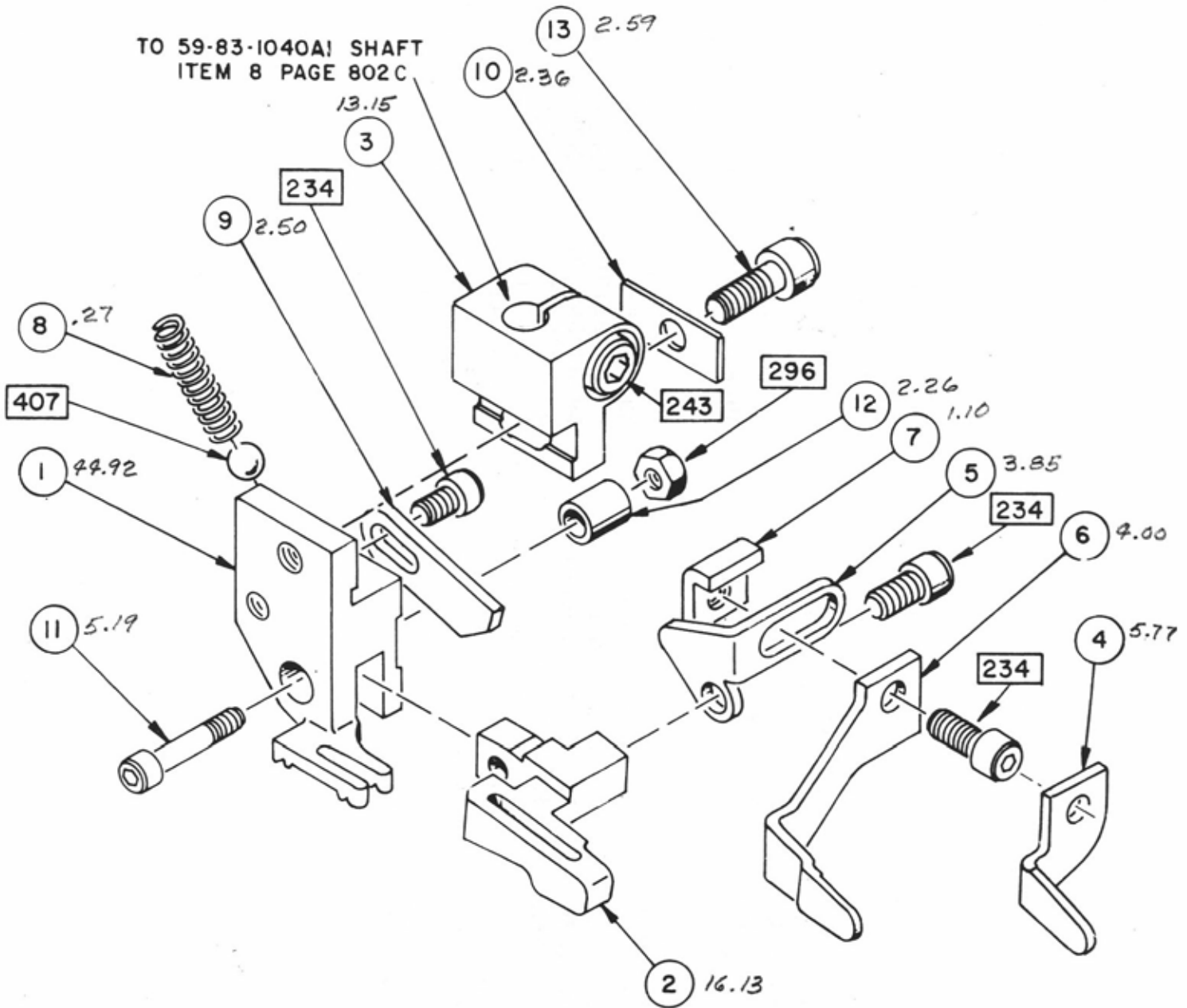
59-83 STITCHING MACHINE
ANGLE STITCH MECH.
 TYPE 3
 SERIAL NO. 1209 & UP

ANGLE STITCH MECHANISM - TYPE 3
SERIAL NUMBER 1209 & UP

ANGLE STITCH MECHANISM
TYPE 3
SERIAL NUMBER 1209 & UP

ITEM NO.	DESCRIPTION	PART NUMBER	ITEM NO.	DESCRIPTION	PART NUMBER
1	Tie Bracket	59-83-110A1	21	Rod Assembly (Include 711A1 Rod & 711D Collar)	59-83-711E
2	Control Shaft	59-83-501F1	22	Adjuster Arm	59-83-712A
3	Operating Lever.....	59-83-502C1	23	Arm Collar	59-83-712B
4	Lever Spring	59-83-503D	24	Lever Spring	59-83-1009D1
5	Rod Spring.....	59-83-704B3			
6	Bracket Rod	59-83-704C2			
7	Pusher Block.....	59-83-704D3			
8	Spring Stud	59-83-704E			
9	Cam Lever.....	59-83-705A2	29	Pedal Lever	59-83-2510D2
10	Plate Cam	59-83-705B2	30	Conn. Rod	59-83-2516E1
11	Roller Stud.....	59-83-705C3	31	Shaft Bracket	59-83-3010D1-10
12	Retaining Washer	59-83-705D	32	Spacer	59-83-3010F
13	Adj. Bushing	59-83-706A	33	Spring Post	10-20-1A-62
15	Latch Bearing.....	59-83-706C1	34	Clamp Stud	10-25-1A1-53
16	Locking Latch	59-83-706D1	35	Set Screw Collar	10-45-1A-5
17	Latch Clip	59-83-706E	36	Rod Head	10-56-1A1-53
18	Bushing Nut	59-83-706F	37	Oilite Bushing	10-250-1A-55 ^{1/4} x ^{3/16}
19	Spring Stud.....	59-83-711B	38	Oilite Bushing	10-250-1A-58 ^{5/16} x ^{7/16}
20	Treadle Stop	59-83-711C1	39	Flat Washer	10-40-1100-15

TO 59-83-1040A1 SHAFT
ITEM 8 PAGE 802C



59-83 STITCHING MACHINE

PRESSER FOOT & SWIVEL TOE

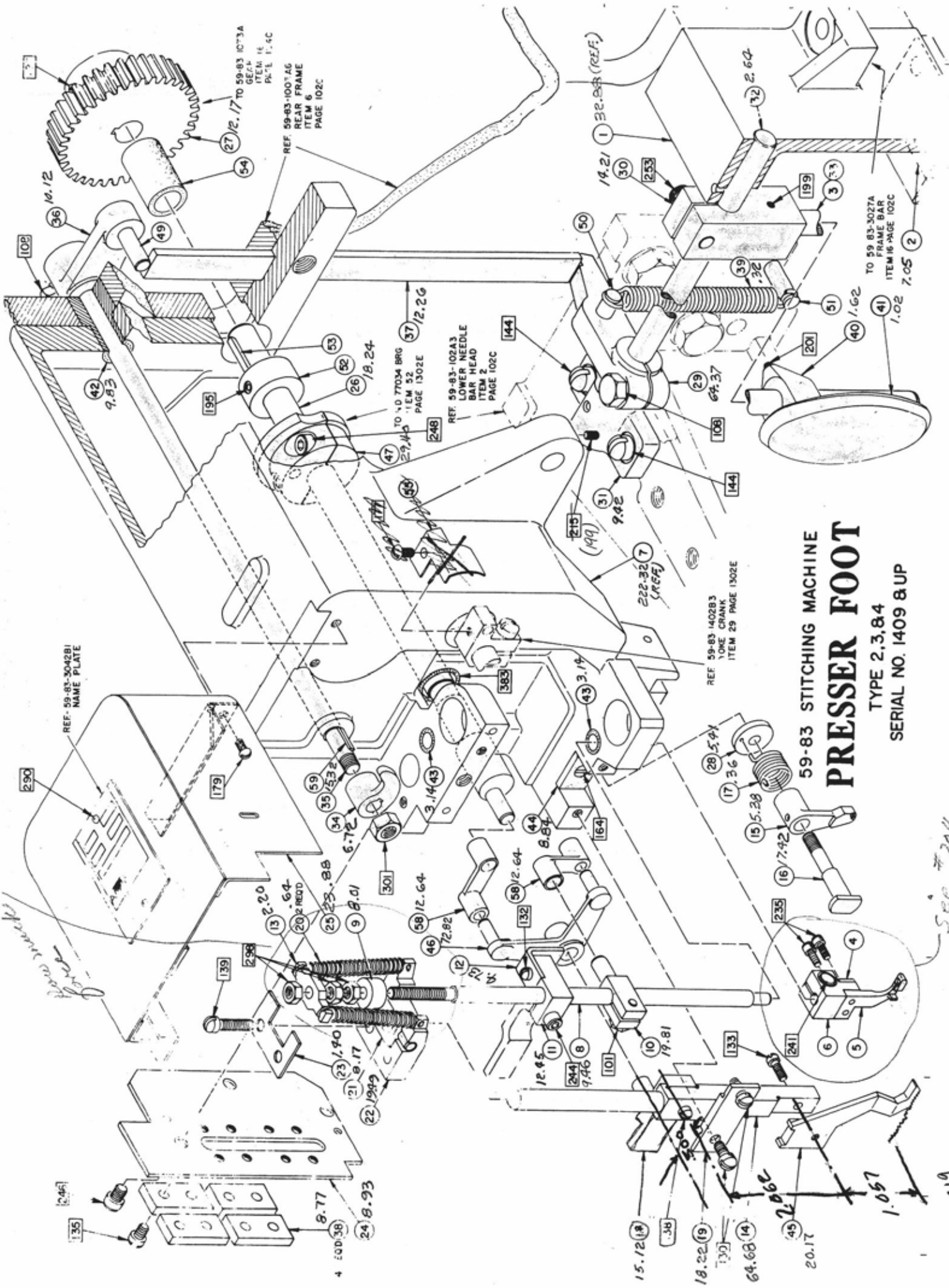
TYPE 3

SERIAL NO. 368 & UP

PRESSER FOOT & SWIVEL TOE
TYPE 3
SERIAL NUMBER 368 & UP

ITEM NO.	DESCRIPTION	PART NUMBER
1	Presser Foot	59-83-708A2
2	Swivel Toe	59-83-708B3
3	Toe Holder.....	59-83-708C
4	Material Guide (straight)	59-83-708D1
5	Guide Bracket.....	59-83-709A
6	Material Guide (bent)	59-83-709B2
7	Guide Nut.....	59-83-709C1
8	Plunger Spring.....	59-83-709E
9	Swivel Toe Stop	59-83-709F
10	Holder Washer	59-83-710A
11	Hinge Pin (Note 1)	59-83-710B3
12	Pin Sleeve (Note 1)	59-83-710C3
13	Cap Screw	59-83-710D

NOTE 1: ITEMS 11, 12 & 296 used on Serial 918 & UP.
 These ITEMS will be supplied for repairs for
 Serial 368 to 917 inclusive to replace 710B3
 & 710C3.





PRESSER FOOT - TYPE 2, 3, & 4
SERIAL NUMBER 1409 & UP

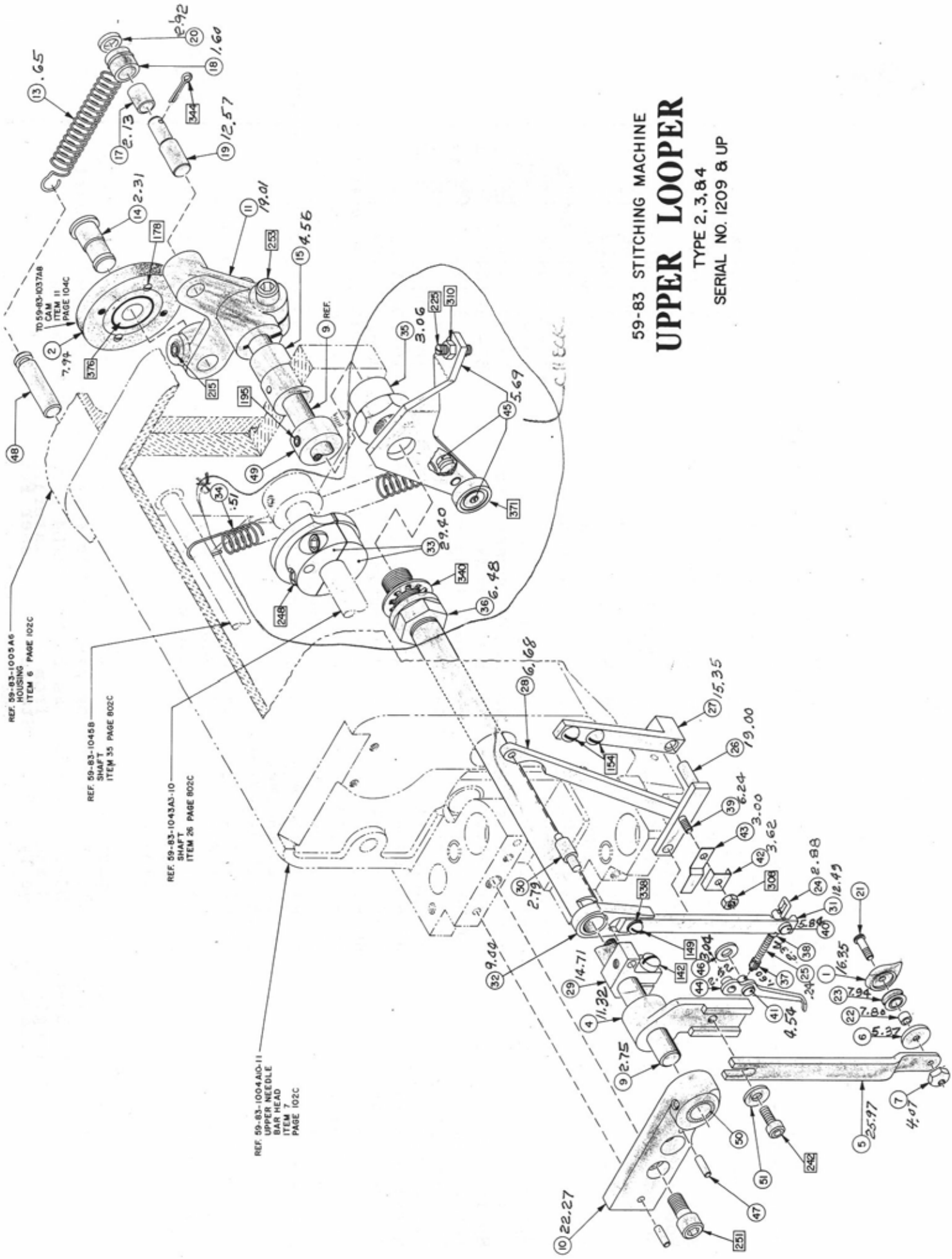
ITEM NO.	DESCRIPTION	PART NUMBER	ITEM NO.	DESCRIPTION	PART NUMBER
1	Frame Spacer (F)	59-83-101A2	32	Oper. Shaft	59-83-1044D
2	Lever Stop	59-83-101E	33	Oper. Shaft (Straight)	59-83-1044E2
3	Oper. Shaft (Bent)	59-83-504B1		(for bent shaft order)	
	(for straight shaft order Item #3)				
4	Foot Washer (Note #1)	59-83-800F	34	Foot Lifter	59-83-1045A1
5	Stat. Foot (Note #1)	59-83-800A7-M*	35	Lifter Shaft	59-83-1045B
6	Food Holder (Note #1)	59-83-800B1	36	Lifter Lever	59-83-1045C
7	Needle Bar Head (U)	59-83-1004A10-11ch	37	Lifter Rod	59-83-1045D2
8	Foot Shaft	59-83-1040A1	38	Stud Guide	59-83-1045E1
9	Foot Cap	59-83-1040B	39	Lever Spring	59-83-1046B
10	Foot Stud	59-83-1040C	40	Knee Lift	59-83-3032B
11	Retain. Block	59-83-1040D2	41	Knee Lift Pad	59-83-3032C
12	Link Retainer	59-83-1040E	42	Shaft Bushing	59-83-1046F
13	Spring Clip	59-83-1040F2	43	Foot Bushing	59-83-1047A
14	Foot Shaft	59-83-1041A2	44	Guide Plate	59-83-1047B
15	Spring Lever	59-83-1041B1	45	Foll. Presser Foot	59-83-1047D4M
16	Lever Stud	59-83-1041C2	46	Bell Crank	59-83-1047F2
17	Torsion Spring	59-83-1041D	47	Upper Looper Cam	59-83-1406A3
18	Crank Stud	59-83-1041E4	48	Dowel	10-8-1100-59
19	Retainer Strip	59-83-1041F2	49	Dowel	10-8-1100-67
20	Tension Spring	59-83-1042A1	50	Spring Post	10-20-1A-62
21	Foot Swivel	59-83-1042B	51	Spring Post	10-20-1A-64
22	Swivel Seat	59-83-1042C2	52	Set Screw Collar	10-45-1A-4
23	Seat Cover	59-83-1042D	53	Hi Pro Key	10-100-1100-3
24	Rear Cover	59-83-1042E3	54	Oilite Bushing	10-250-1A-76 7/16 x 5/8 x 1
25	Head Cover	59-83-2520A	55	Thread Indicator	58-83-2521E
26	Oper. Shaft	59-83-1043A4-Mchong			
27	Drive Gear	59-83-1043C - enj	58	Link	58-83-1051A3
28	Adjust. Collar	59-83-1043D	59	Woodruff Key	#204
29	Lifter Lever	59-83-1044A2-10 - Rpt	60	Thumb Screw	10-32 X 1/2
30	Shaft Head	59-83-1044B2			
31	Shaft Bearing	59-83-1044C			

PRESSER FOOT
TYPE 2, 3 & 4
SERIAL NUMBER 1409 & UP

*"M" or MODEL indicates incomplete part number, part varies due to length of stitch & distance from edge of material. When ordering give complete part number stamped on part (Example: 59-83-1047D4-12) or order as 59-83-1047D4 Presser Foot and give stitch length desired and distance from edge of material. Items 4, 5, & 6 comprise Type 2 & 4 Stationary Presser Foot.

NOTE #1:

and



59-83 STITCHING MACHINE
UPPER LOOPER

TYPE 2, 3, 8, 4
 SERIAL NO. 1209 & UP

REF. 59-83-1005A6
 HOUSING
 ITEM 6 PAGE 102C

REF. 59-83-1045B
 SHAFT
 ITEM 35 PAGE 802C

REF. 59-83-1043A3-10
 SHAFT
 ITEM 26 PAGE 802C

REF. 59-83-1004A10-11
 UPPER NEEDLE
 BAR HEAD
 ITEM 7
 PAGE 102C

TO 59-83-1037AB
 CAM
 ITEM 11
 PAGE 104C

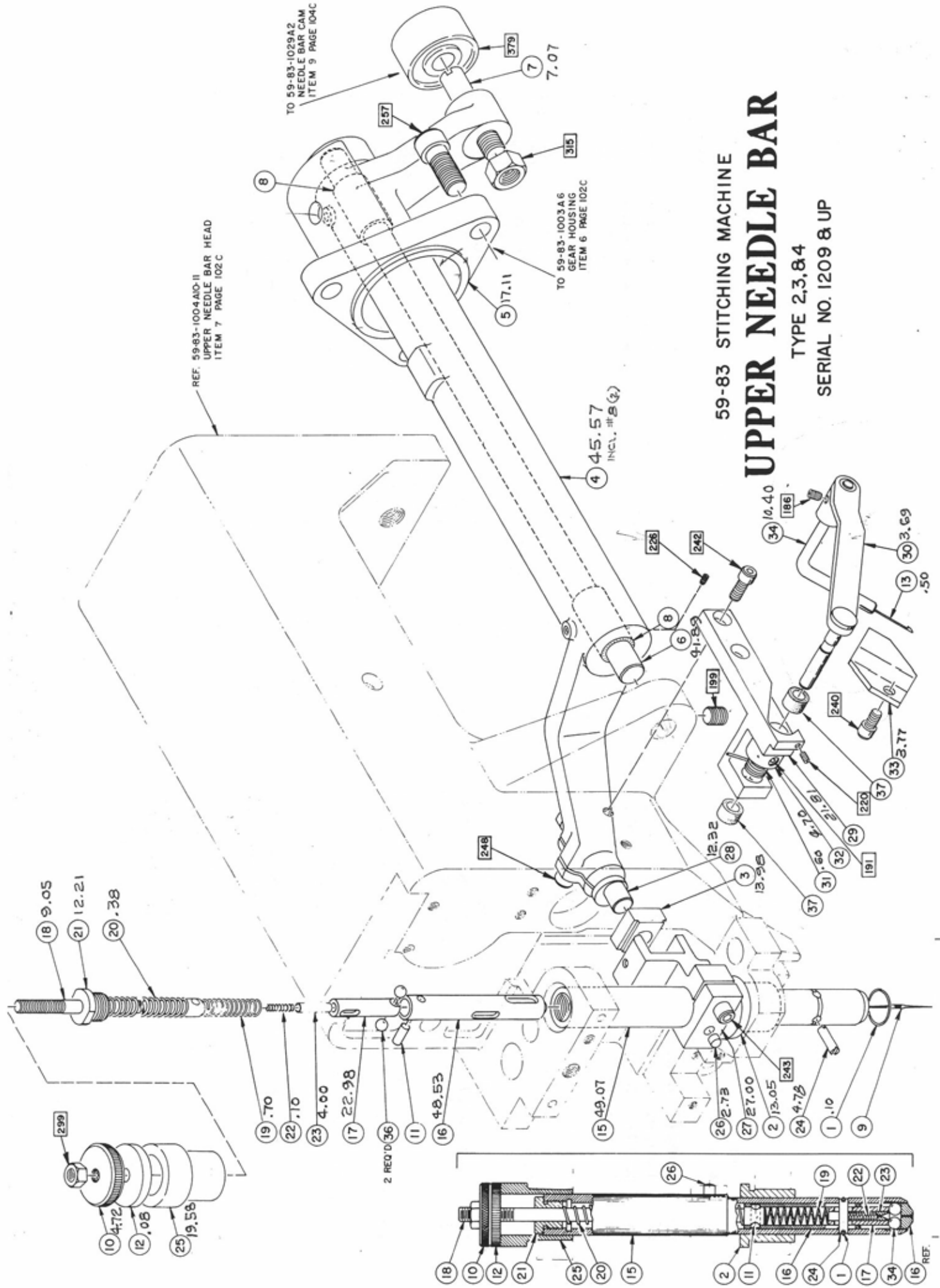
C. H. ECK

UPPER LOOPER - TYPE 2, 3, & 4
SERIAL NUMBER 1209 & UP

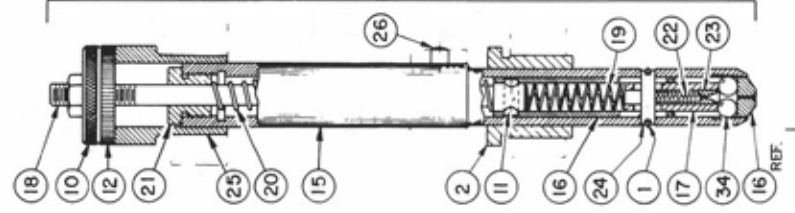
ITEM NO.	DESCRIPTION	PART NUMBER	ITEM NO.	DESCRIPTION	PART NUMBER
• 1	Looper Knife.....	59-78-111A1	• 31	Rod Arm	59-83-1403A2
2	Cam Roll Assembly (includes 1020C3 Cam Roll & 1039E Cam Roll Bearing)	59-83-1039F <i>0-TH-1039E IT MADE</i>	• 32	Sleeve Assembly (includes 1403C3 Retainer, 1403D2 Sleeve & 1405F Ring)	59-83-1403B2 <i>Change</i>
• 4	Looper Bracket.....	59-83-1032C1	• 33	Looper Cam.....	59-83-1406A3 <i>Change</i>
• 5	Looper Arm	59-83-1032D1-10	• 34	Lever Spring	59-83-1406D1 <i>Change</i>
• 6	Roller Seat.....	59-83-1032E	• 35	Locating Nut.....	59-83-1406E <i>Change</i>
• 7	Looper Nut	59-83-1032F	• 36	Clamp Nut	59-83-1406F <i>Change</i>
• 9	Arm Shaft	59-83-1035B2	• 37	Adj. Nut	59-83-1407A
10	Bearing Bracket	59-83-1035D3	• 38	Rod Collar	59-83-1407B
11	Cam Lever.....	59-83-1036B3	• 39	Rod Stud	59-83-1407C
• 13	Lever Spring	59-83-1036C5	40	Bearing Stud	59-83-1407D
• 14	Cam Roll Stud	59-83-1036D2	• 41	Rod Support.....	59-83-1408B
15	Shaft Bushing	59-83-1036E out.	• 42	Spring Clip	59-83-1408C
• 17	Stud Bushing.....	59-83-1037B	• 43	Retaining Spring.....	59-83-1408D
• 18	Sleeve	59-83-1037C	• 44	Finger Assembly (includes 1400A4 Finger & 1408A Pivot)	59-83-1408E2
• 19	Spring Post.....	59-83-1037D3	45	Lever Assembly.....	59-83-1409C <i>Change</i>
• 20	Sleeve Retainer	59-83-1037E		(includes 1406B1 Lever, 1409A Post, 1409B Stud)	
• 21	Knife Stud.....	59-83-1038B	46	Washer.....	59-83-1404C
• 22	Stud Spacer	59-83-1038C	47	Drive Pin	10-8-1100-27
• 23	Looper Roller	59-83-1039C	48	Spring Post.....	10-20-1A-69
• 24	Pusher Rod	59-83-1400B5	49	Set Screw Collar	10-43-1A-3 out.
• 25	Rod Spring.....	59-83-1400D2	50	Oilite Bushing.....	10-250-1A-64 3/8 x 1/2 x 1/2
• 26	Crank	59-83-1401A3	51	Washer	10-40-1100-13
• 27	Crank Support.....	59-83-1401B2			
• 28	Conn. Rod	59-83-1402A1			
• 29	Yoke Crank.....	59-83-1402B3			
• 30	Crank Stud	59-83-1402C2			

New
New
OUT
OUT

UPPER LOOPER
TYPE 2, 3, & 4
SERIAL NUMBER 1209



59-83 STITCHING MACHINE
UPPER NEEDLE BAR
 TYPE 2,3,&4
 SERIAL NO. 1209 & UP



UPPER NEEDLE BAR - TYPE 2, 3, & 4
SERIAL NUMBER 1209 & UP

UPPER NEEDLE BAR
TYPE 2, 3, & 4
SERIAL NUMBER 1209 & UP

ITEM NO	DESCRIPTION	PART NUMBER	ITEM NO.	DESCRIPTION	PART NUMBER
1	Pin Retainer.....	59-83-1025D1	21	Spring Cap	59-83-1501A1
2	Small Bushing	59-83-1026C4	22	Stop Spring	59-83-1501B1
3	Bearing Block.....	59-83-1026F	23	Needle Stop	59-83-1501C3
4	Rocker Arm (includes Item 8)	59-83-1028A4	24	Stop Pin	59-83-1501F
5	Arm Bearing	59-83-1028B	25	Large Bushing	59-83-1502C3
6	Arm Pivot	59-83-1031A1	26	Locating Pin	59-83-1502F
7	Bearing Stud.....	59-83-1031B	27	Bar Clamp (U)	59-83-1510B2
8	Arm Bushing	59-83-1031C1	28	Block Stud	59-83-1510C
9	Needle.....	59-83-1032B1-M*	29	Threader Bearing	59-83-2520B1
10	Adjust. Nut	59-83-1033F1	30	Threader Lever Assy.	59-83-2520F
11	Conn. Pin	59-83-1034C	31	Threader Spring	59-83-2521A
12	Plunger Washer	59-83-1034E1	32	Threader Collar	59-83-2521B
13	Threader Needle.....	59-83-1095F2	33	Threader Guard	59-83-2521C
15	Needle Bar	59-83-1500A4	34	Threader Arm	59-83-2521D
16	Support Sleeve	59-83-1500B6-M	36	N. D. Steel Ball	11/64 Dia.
17	Clamp Sleeve	59-83-1500C4-10	37	Oilite Bushing	--10-250-1A-50CH4
18	Sleeve Extension	59-83-1500D			
19	Lock Spring	59-83-1500E2			
20	Bar Spring	59-83-1500F2			

* "M" or MODEL indicates incomplete part number, part number varies due to diameter of needle. When ordering give complete part number (Example: 59-83-1032B1-32) or order as "59-83-1032B1 Needle" and give diameter desired.

LOWER NEEDLE BAR
TYPE 2,3,& 4
SERIAL NUMBER 368 & UP

ITEM NO.	DESCRIPTION	PART NUMBER
·1	Pin Retainer	59-83-1025D1
·2	Small Bushing	59-83-1026C4
·3	Bearing Block	59-83-1026F
·4	Rocker Arm (includes Item 9)	59-83-1028A4
·5	Arm Bearing	59-83-1028B
·6	Arm Bearing	59-83-1028C
·7	Arm Pivot	59-83-1031A1
·8	Bearing Stud	59-83-1031B
·9	Arm Bushing	59-83-1031C1
·10	Needle	59-83-1032B1-M*
·11	Adjusting Nut	59-83-1033F1
·12	Conn. Pin	59-83-1034C
·13	Plunger Washer	59-83-1034E1
·14	Needle Bar	59-83-1500A4
·15	Support Sleeve	59-83-1500B6-M*
·16	Clamp Sleeve	59-83-1500C4-10
·17	Sleeve Extension	59-83-1500D
·18	Lock Spring	59-83-1500E2
·19	Bar Spring	59-83-1500F2
·20	Spring Cap	59-83-1501A1
·21	Stop Spring	59-83-1501B1
·22	Needle Stop	59-83-1501C3
·23	Stop Pin	59-83-1501F
·24	Large Bushing	59-83-1502C3
·25	Locating Pin	59-83-1502F
·26	Bar Clamp (L)	59-83-1510A2
·27	Block Stud	59-83-1510C
29	N. D. Steel Ball	11/64 Dia.

* "M" or MODEL indicates incomplete part number, part varies due to diameter of needle. When ordering give complete part number (Example: 59-83-1032B1-32) or order as "59-83-1032B1 Needle" and give diameter desired.

REF 59-83-1006A7
TIE FRAME
ITEM 8 PAGE 102C

TO 59-83-2501D PIVOT BRKT.
ITEM 48 PAGE 1801B 1

TO 59-83-1073E
GEAR
ITEM 20
PAGE 104C

TO 59-83-1003A8 *
REAR FRAME
ITEM 6
PAGE 102C

TO 59-83-1064F1 GEAR
ITEM 28 PAGE 602D

TO 59-83-1076D2 CAM
ITEM 22 PAGE 104C

TO 59-83-1077A2
CAM SHAFT
ITEM 23
PAGE 104C

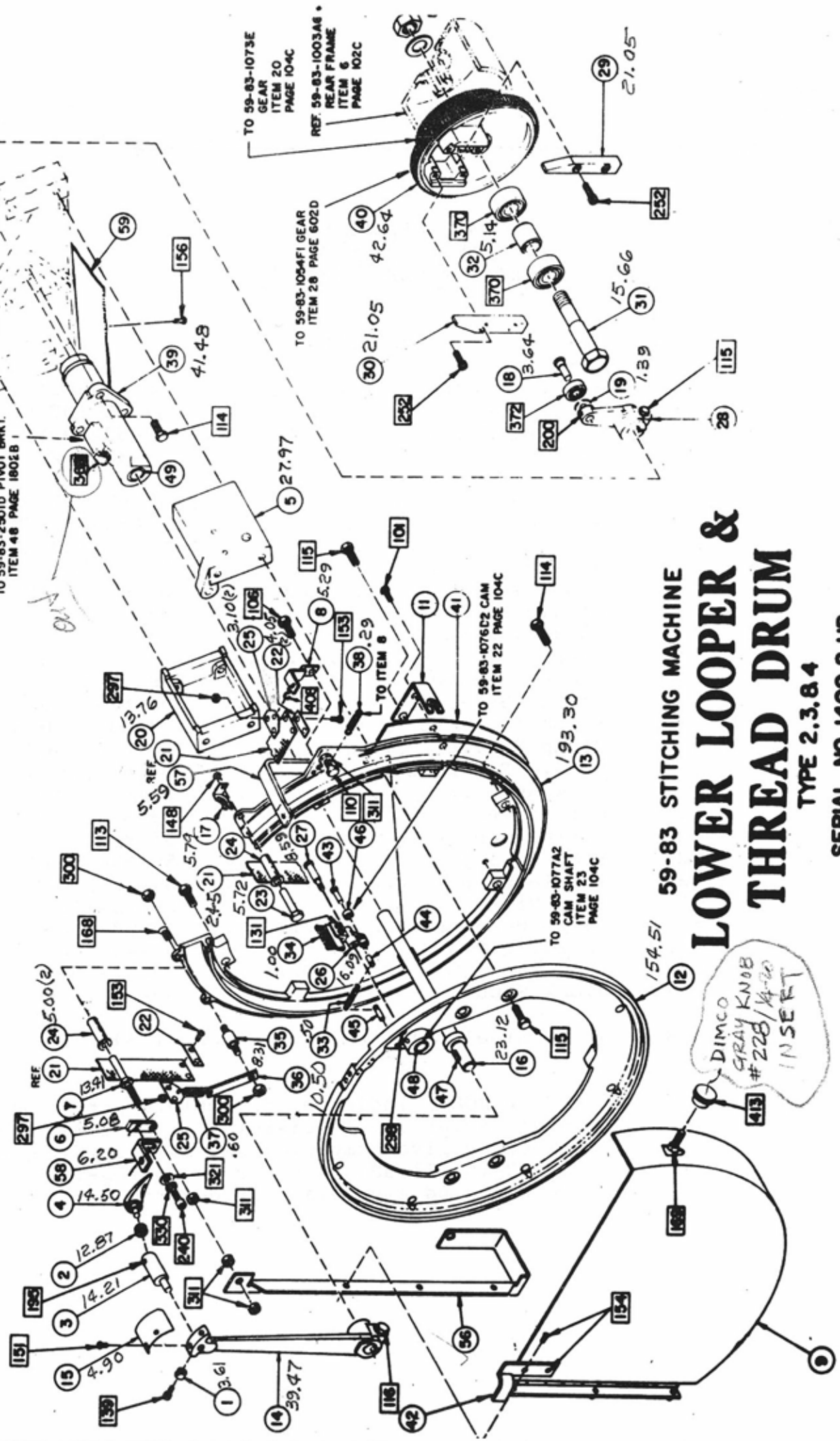
59-83 STITCHING MACHINE

LOWER LOOPER & THREAD DRUM

TYPE 2.3.8.4

SERIAL NO. 1409 8 UP

DIMCO
GRAY KNOB
#228/14-20
INSERT

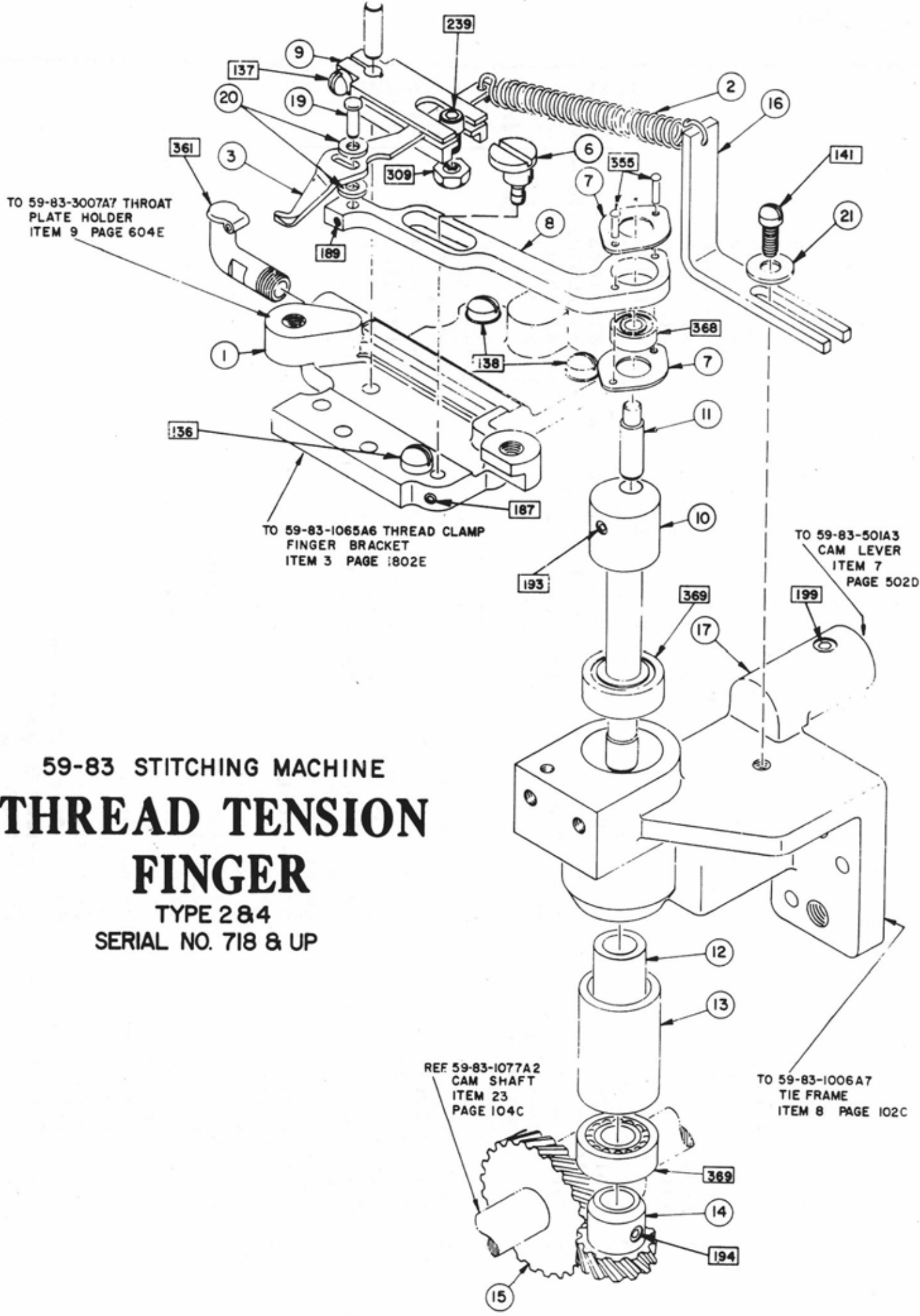


LOWER LOOPER & THREAD DRUM - TYPE 2, 3, & 4
SERIAL NUMBER 1409 & UP

LOWER LOOPER & THREAD DRUM
TYPE 2, 3, & 4
SERIAL NUMBER 1409 & UP

ITEM NO.	DESCRIPTION	PART NUMBER	ITEM NO.	DESCRIPTION	PART NUMBER
1	Locking Wedge	59-78-66A	31	Gear Stud	59-83-1062DI
2	Hook Spacer	59-78-68A	32	Bearing Spacer	59-83-1062E
3	Hook Extension	59-78-68B1	33	Lever Spring	59-83-1062F
4	Looper Hook Assembly (includes A68-8 Hook & 68C Stud)	59-78-69A	34	Thread Brush	59-83-1063B
5	Tie Bracket (F)	59-83-110A1	35	Lever Stud	59-83-1063C
6	Table Support	59-83-905A2	36	Spring Lever	59-83-1063D
7	Pulley Stud (R)	59-83-905B1	37	Take-up Spring	59-83-1063E
8	Tightener Arm	59-83-905C1	38	Tightener Spring	59-83-1102E
9	Cover Assembly (includes 907F Hinge & 1085A5 Cover)	59-83-906A2 - New	39	Arm Bearing	59-83-2501B2-10
			40	Drive Gear	59-83-2510A
			41	R.S. Drum Cover	59-83-35778-014 <i>OL</i>
			42	Switch Cam	59-83-3040E <i>Change</i>
			43	Roll Stud	10-6-1A1-56
			44	Spring Post	10-20-1A-51
			45	Spring Post	10-20-1A-52
			46	Cam Roller	10-49-1A1-4
			47	Hi Pro Key	10-100-1100-3
			48	Oilite Bushing	10-250-1A-83 $\frac{1}{2} \times \frac{1}{16} \times 1$
			49	Oilite Bushing	10-250-1A-102 $\frac{5}{8} \times \frac{1}{2} \times \frac{1}{16}$
11	Lock Clip	59-83-907C1			
12	Thread Drum	59-83-1055A7			
13	Thread Separator	59-83-1056A5 - <i>change</i>			
14	Looper Arm	59-83-1057A2			
15	Belt Support	59-83-1058A1			
16	Arm Shaft	59-83-1058B3			
17	Guide	59-83-37112-030			
18	Bearing Stud	59-83-1058E1	56	Bracket	59-83-905D
19	Stud Washer	59-83-1058F	57	Support (F) (Note #1)	59-83-905E
20	Tie Bracket (R)	59-83-1059E1	58	Support (R) (Note #1)	59-83-905F
21	Thread Belt	59-83-1060A4	59	Crank Guard	59-83-1090A8 <i>New Cover</i>
22	Clamp Strip	59-83-1060F			
23	Pulley Stud (F)	59-83-1061B			
24	Pulley Roller	59-83-1061C			
25	Spring Fastener	59-83-1061D			
26	Cam Lever	59-83-1061E1			
27	Lever Stud	59-83-1061F			
28	Arm Crank	59-83-1062A1			
29	Drive Gib (R)	59-83-1062B1			
30	Drive Gib (L)	59-83-1062C1			

Note #1 - First used on Serial #1259 & UP



59-83 STITCHING MACHINE
**THREAD TENSION
 FINGER**
 TYPE 2&4
 SERIAL NO. 718 & UP

THREAD TENSION FINGER
 TYPE 2 & 4
SERIAL NO. 718 & UP

ITEM NO.	DESCRIPTION	PART NUMBER
1	Bracket Cover	59-83-1064B-10
2	Finger Spring	59-83-1069B-10
3	Tension Finger (See Note #1)	59-83-1700A6
6	Support Roller	59-83-1700F1
7	Bearing Retainer	59-83-1701D1
8	Slide Support	59-83-1701F2
9	Support Block	59-83-1702A1
10	Eccentric Shaft	59-83-1702D4
11	Support Stud	59-83-1702F2
12	Bearing Spacer	59-83-1703A
13	Brg. Stop Bushing	59-83-1703B
14	Driven Gear	59-83-1703C
15	Drive Gear	59-83-1703D
16	Stud Holder	59-83-1703F1
17	Bearing Bracket	59-83-1704A4
19	Plain Stud	10-1-1A-51
20	Plain Washer	10-40-1100-11
21	Plain Washer	10-40-1100-14

Note:

#1 - 1700A6 replaces 1700A5 Tension Finger and
 10-6-1A1-51 Roller Stud.

Check This out

TO 59-83-715B THROAT
PLATE HOLDER
ITEM 18 PAGE 604F

TO 59-83-1065A6 THREAD CLAMP
FINGER BRACKET
ITEM 3 PAGE 1802E

TO 59-83-501A3
CAM LEVER
ITEM 9
PAGE 402C

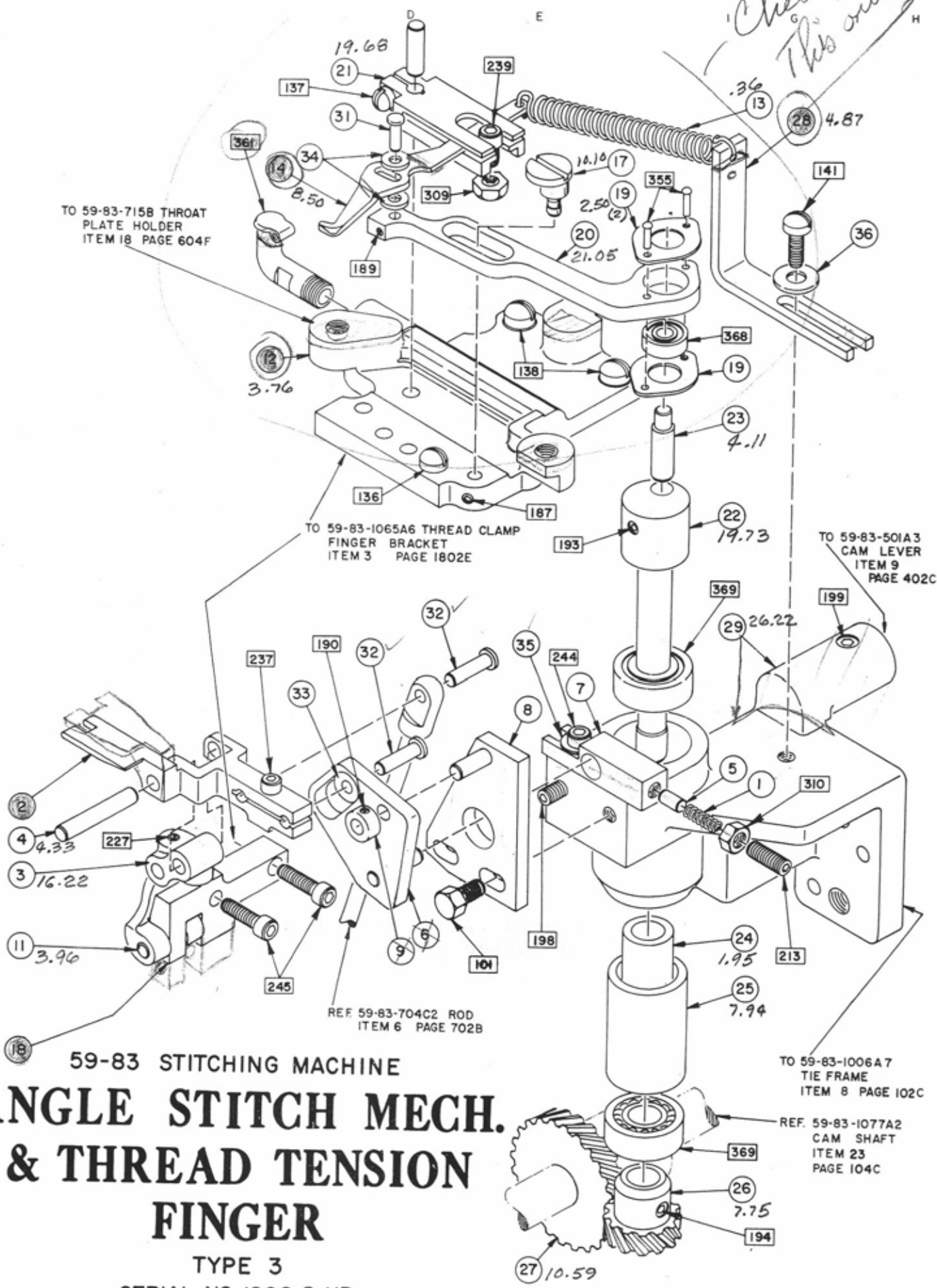
REF 59-83-704C2 ROD
ITEM 6 PAGE 702B

TO 59-83-1006A7
TIE FRAME
ITEM 8 PAGE 102C

REF. 59-83-1077A2
CAM SHAFT
ITEM 23
PAGE 104C

59-83 STITCHING MACHINE ANGLE STITCH MECH. & THREAD TENSION FINGER

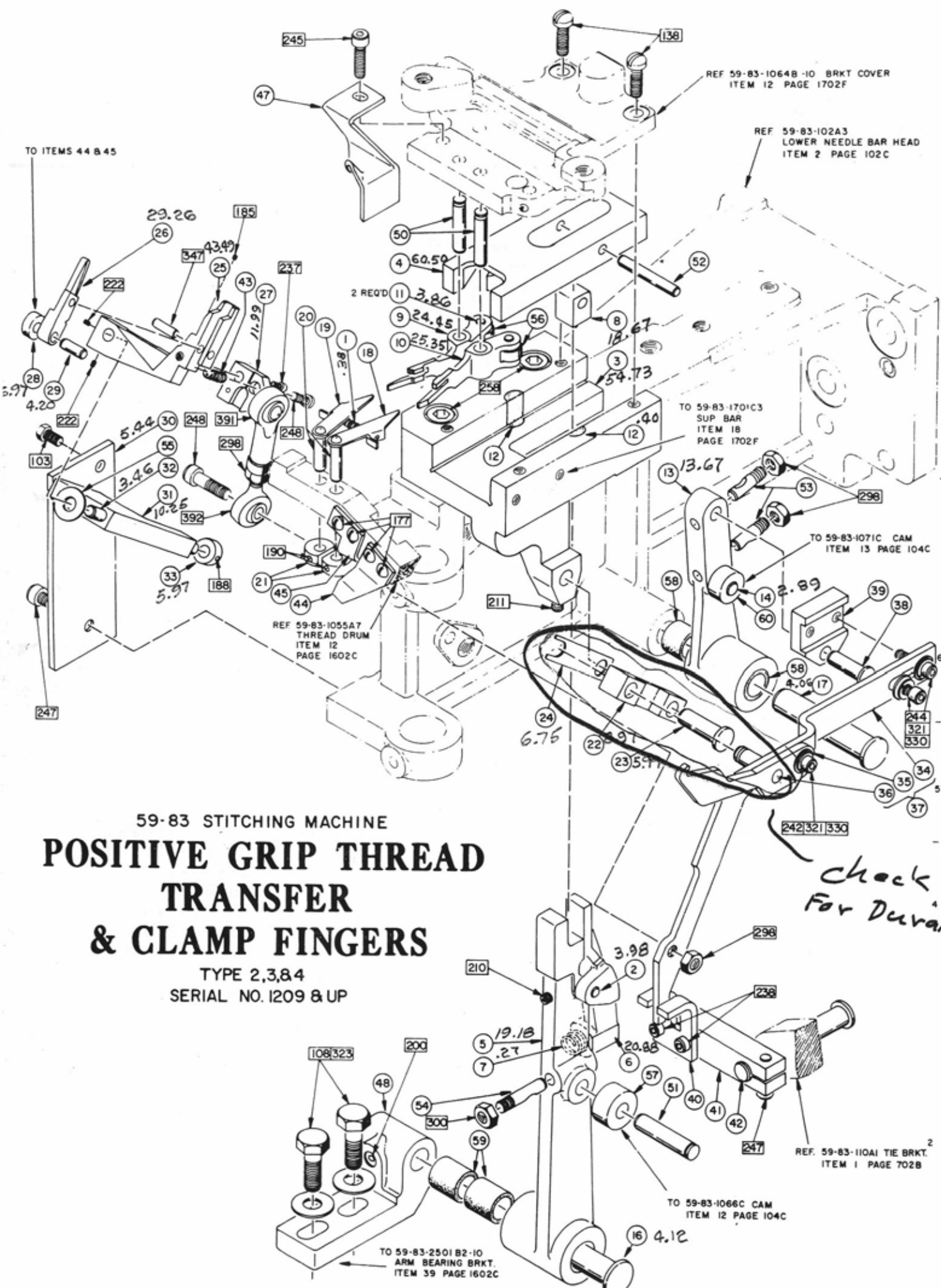
TYPE 3
SERIAL NO. 1209 & UP





ANGLE STITCH MECHANISM
& THREAD TENSION FINGER
TYPE 3
SERIAL NUMBER 1209 & UP

ITEM NO.	DESCRIPTION	PART NUMBER
1	Cam Spring	59-83-700F2
2	Oscillating Bracket	59-83-702B5 - NEW
3	Pivot Arm	59-83-702C3
4	Bracket Pin	59-83-702D2
5	Tension Plunger	59-83-702E
6	Pusher Cam Lever	59-83-703A2 - NEW
7	Tension Adjuster	59-83-703D2
8	Plate Assembly (includes 703B3 Plate & 703E Rivet)	59-83-703F - NEW
9	Rod Collar	59-83-704F
11	Lower Finger	59-83-707B1-11
12	Bracket Cover	59-83-1064B-11 - Chg.
13	Finger Spring	59-83-1069B-10
14	Tension Finger	59-83-1700A6 - Chg.
17	Support Roller	59-83-1700F1
18	Support Bearing	59-83-1701C3 - NEW
19	Bearing Retainer	59-83-1701D1
20	Slide Support	59-83-1701F2
21	Support Block	59-83-1702A1
22	Eccentric Shaft	59-83-1702D4
23	Support Stud	59-83-1702F2
24	Bearing Spacer	59-83-1703A
25	Brg. Stop Bushing	59-83-1703B
26	Driven Gear	59-83-1703C
27	Drive Gear	59-83-1703D
28	Stud Holder	59-83-1703F1 Chg.
29	Bearing Bracket	59-83-1704A4
31	Plain Stud	10-1-1A-5F
32	Cam Roller Stud	10-6-1A1-51
33	Cam Roller	10-49-1A1-3 - ?
34	Plain Washer	10-40-1100-11
35	Plain Washer	10-40-1100-13 - ?
36	Plain Washer	10-40-1100-14



59-83 STITCHING MACHINE
**POSITIVE GRIP THREAD
 TRANSFER
 & CLAMP FINGERS**

TYPE 2,3,&4
 SERIAL NO. 1209 & UP

*check
 for Durval*



POSITIVE GRIP THREAD TRANSFER
& CLAMP FINGERS
TYPE 2, 3, & 4
SERIAL NO. 1209 & UP

ITEM NO.	DESCRIPTION	PART NUMBER	ITEM NO.	DESCRIPTION	PART NUMBER
1	Finger Spring.....	59-83-1046C1	34	Lifter Hook.....	59-83-1811D
2	Piece Pin.....	59-83-1064A	35	Hook Link.....	59-83-1811E
3	Finger Bracket.....	59-83-1065A6	36	Hook Stud.....	59-83-1811F
4	Cam Slide.....	59-83-1065C2	37	Hook Assembly.....	59-83-1812A
5	Cam Lever.....	59-83-1065D		(Consists of Items 34, 35, & 36	
6	Spring Piece.....	59-83-1065E1	38	Lever Stud.....	59-83-1812B
7	Compression Spring..	59-83-1065F	39	Adj. Block.....	59-83-1812C
8	Pivot Block.....	59-83-1066A	40	Support Bkt.....	59-83-1812E
9	Clamp Finger (Rear)	59-83-1066E7	41	Bkt. Arm.....	59-83-1812F
10	Clamp Finger (Front)	59-83-1066F7	42	Bkt. Shaft.....	59-83-1813A
11	Roller Pin.....	59-83-1069F		(For Type 4 Machine use	
12	Wick Oiler.....	59-83-1070E		59-83-31641-030)	
13	Cam Lever	59-83-1071D1	43	Clamp Spring.....	59-83-1813B
14	Cam Roll Pin.....	59-83-1074A	44	Opener Cam (L)....	59-83-1813C
			45	Opener Cam (U)....	59-83-1813D
16	Lever Stud.....	59-83-1105F1	47	Support & Guard...	59-83-1900A
17	Lever Stud.....	59-83-1106B1	48	Pivot Bracket.....	59-83-2501D
18	Support Finger (F)..	59-83-1110A3			
19	Support Finger (R)..	59-83-1110B3			
20	Finger Stud.....	59-83-1110D	50	Roll Pin.....	10-7-1A1-59
21	Finger Collar.....	59-83-1112A	51	Roll Pin.....	10-7-1A1-71
22	Lifter Lever.....	59-83-1801B2	52	Dowel.....	10-8-1100-42
23	Lever Stud.....	59-83-1801D2	53	Clamp Stud.....	10-25-1A1-51
24	Stud Clip.....	59-83-1801E1	54	Clamp Stud.....	10-25-1A1-53
25	Lifter Lever.....	59-83-1810A2	55	Washer.....	10-40-1100-114
26	Clamp.....	59-83-1810B1	56	Cam Roller.....	10-49-1A1-3
27	Swivel Stud.....	59-83-1810C1	57	Cam Roller.....	10-49-1A1-7
28	Roller.....	59-83-1810D	58	Oilite Bushing	10-250-1A-63 ^{9/16} x ^{1/2}
29	Roller Pin.....	59-83-1810E1	59	Oilite Bushing	10-250-1A-64 ^{3/8} x ^{1/2}
30	Mtg. Plate.....	59-83-1810F	60	Cam Roller....	10-49-1A1-5
31	Swivel Bkt.....	59-83-1811A			
32	Swivel Pin.....	59-83-1811B			
33	Pin Collar.....	59-83-1811C			

out

CHK
"

COMMERCIAL PARTS LIST

ITEM NO.	DESCRIPTION	PART NUMBER
101	Hex. Hd. Screw	#10-32 x 3/8
102	Hex. Hd. Screw	#10-32 x 7/16
103	Hex. Hd. Screw	#10-32 x 1/2
104	Hex. Hd. Screw	#10-32 x 5/8
105	Hex. Hd. Screw	#10-32 x 3/4
106	Hex. Hd. Screw	1/4-20 x 1/2
107	Hex. Hd. Screw	1/4-20 x 5/8
108	Hex. Hd. Screw	1/4-20 x 3/4
109	Hex. Hd. Screw	1/4-20 x 1
110	Hex. Hd. Screw	1/4-20 x 1 1/4
111	Hex. Hd. Screw	1/4-20 x 2 1/2
112	Hex. Hd. Screw	1/4-20 x 3 1/2
113	Hex. Hd. Screw	5/16-18 x 3/4
114	Hex. Hd. Screw	5/16-18 x 7/8
115	Hex. Hd. Screw	5/16-18 x 1
116	Hex. Hd. Screw	5/16-18 x 1 1/4
117	Hex. Hd. Screw	5/16-18 x 1 1/2
118	Hex. Hd. Screw	3/8-16 x 3/4
119	Hex. Hd. Screw	3/8-16 x 7/8
120	Hex. Hd. Screw	3/8-16 x 1
121	Hex. Hd. Screw	3/8-16 x 1 1/8
122	Hex. Hd. Screw	3/8-16 x 1 1/4
123	Hex. Hd. Screw	3/8-16 x 1 1/2
124	Hex. Hd. Screw	3/8-16 x 1 3/4
130	Fillister Hd. Screw	#5-40 x 1/4
131	Fillister Hd. Screw	#5-40 x 3/8
132	Fillister Hd. Screw	#6-40 x 1/4
133	Fillister Hd. Screw	#6-40 x 5/16
134	Fillister Hd. Screw	#6-40 x 7/16
135	Fillister Hd. Screw	#8-32 x 3/16
136	Fillister Hd. Screw	#8-32 x 5/16
137	Fillister Hd. Screw	#8-32 x 3/8
138	Fillister Hd. Screw	#8-32 x 1/2
139	Fillister Hd. Screw	#8-32 x 5/8
140	Fillister Hd. Screw	#8-32 x 1 1/4
141	Fillister Hd. Screw	#10-32 x 3/8
142	Fillister Hd. Screw	#10-32 x 1/2

COMMERCIAL PARTS LIST

ITEM NO.	DESCRIPTION	PART NUMBER
143	Fillister Hd. Screw	1/4-20 x 1/2
144	Fillister Hd. Screw	1/4-20 x 5/8
148	Round Hd. Screw	#5-40 x 1/4
149	Round Hd. Screw	#6-40 x 1/4
150	Round Hd. Screw	#6-40 x 3/8
151	Round Hd. Screw	#8-32 x 1/4
152	Round Hd. Screw (Brass-Nickle Plated)	#8-32 x 1/4
153	Round Hd. Screw	#8-32 x 5/16
154	Round Hd. Screw	#8-32 x 3/8
155	Round Hd. Screw	#8-32 x 1/2
156	Round Hd. Screw	#10-32 x 5/8
157	Round Hd. Screw	#10-32 x 3/8
158	Round Hd. Screw	1/4-20x 1
160	Flat Hd. Screw	#5-40 x 3/16
161	Flat Hd. Screw (S.S.)	#5-40 x 3/16
162	Flat Hd. Screw	#5-40 x 1/4
163	Flat Hd. Screw (S.S.)	#5-40 x 5/16
164	Flat Hd. Screw	#5-40 x 3/8
165	Flat Hd. Screw (S.S.)	#8-32 x 1/4
166	Flat Hd. Screw	#8-32 x 5/8
167	Flat Hd. Screw	#10-32 x 1/2
168	Flat Hd. Screw	1/4-20 x 3/8
169	Flat Hd. Screw	1/4-20 x 3/4
173	Pan Hd. Screw	#8-32 x 3/8
174	Pan Hd. Screw	#10-32 x 1/2
177	Truss Hd. Screw	#5-40 x 1/4
178	Truss Hd. Screw	#6-32 x 5/16
179	Truss Hd. Screw	#8-32 x 1/4
180	Truss Hd. Screw	#10-32 x 1/4
181	Truss Hd. Screw	#10-32 x 5/8

COMMERCIAL PARTS LIST

ITEM NO.	DESCRIPTION	PART NUMBER
185	Hex. Soc. Cup Pt. Set Screw	#3-48 x 1/8
186	Hex. Soc. Cup Pt. Set Screw	#5-40 x 1/8
187	Hex. Soc. Cup Pt. Set Screw	#5-40 x 3/16
188	Hex. Soc. Cup Pt. Set Screw	#6-40 x 1/8
189	Hex. Soc. Cup Pt. Set Screw	#6-40 x 3/16
190	Hex. Soc. Cup Pt. Set Screw	#8-32 x 1/8
191	Hex. Soc. Cup Pt. Set Screw	#8-32 x 3/16
192	Hex. Soc. Cup Pt. Set Screw	#8-32 x 1/2
193	Hex. Soc. Cup Pt. Set Screw	#8-32 x 3/8
194	Hex. Soc. Cup Pt. Set Screw	#10-32 x 3/16
195	Hex. Soc. Cup Pt. Set Screw	#10-32 x 1/2
196	Hex. Soc. Cup Pt. Set Screw	#10-32 x 5/16
197	Hex. Soc. Cup Pt. Set Screw	#10-32 x 3/8
198	Hex. Soc. Cup Pt. Set Screw	#10-32 x 1/2
199	Hex. Soc. Cup Pt. Set Screw	1/4-20 x 1/2
200	Hex. Soc. Cup Pt. Set Screw	1/4-20 x 5/16
201	Hex. Soc. Cup Pt. Set Screw	1/4-20 x 3/8
202	Hex. Soc. Cup Pt. Set Screw	1/4-20 x 1/2
203	Hex. Soc. Cup Pt. Set Screw	5/16-18 x 5/16
204	Hex. Soc. Cup Pt. Set Screw	5/16-18 x 1/2
209	Hex. Soc. Oval Pt. Set Screw	#5-40 x 1/2
210	Hex. Soc. Oval Pt. Set Screw	#8-32 x 3/8
211	Hex. Soc. Oval Pt. Set Screw	#10-32 x 1/2
212	Hex. Soc. Oval Pt. Set Screw	#10-32 x 5/16
213	Hex. Soc. Oval Pt. Set Screw	#10-32 x 1/2
214	Hex. Soc. Oval Pt. Set Screw	1/4-20 x 1/2
215	Hex. Soc. Oval Pt. Set Screw	1/4-20 x 5/16
216	Hex. Soc. Oval Pt. Set Screw	1/4-20 x 3/8
217	Hex. Soc. Oval Pt. Set Screw	3/8-16 x 3/8
220	NYLOCK Oval Pt. Set Screw	#3-48 x 3/16
221	NYLOCK Oval Pt. Set Screw	1/4-20 x 2 1/2
222	Hex. Soc. Flat Pt. Set Screw	#6-40 x 3/16
223	Hex. Soc. Full Dog Set Screw	1/4-20 x 5/8
224	Cone Headless Set Screw	#8-32 x 1/2
225	Oval Headless Set Screw	#10-32 x 5/8
226	Unbrako NYLOCK Hex. Soc. Set Screw	#6-32 x 1/2



COMMERCIAL PARTS LIST

ITEM NO.	DESCRIPTION	PART NUMBER
227	Unbrako Self-Locking Knurled Cup Pt. Set Scr.	#6-40 x $\frac{1}{4}$
228	Sq. Oval Pt. Set Screw	1/4-20 x $2\frac{1}{2}$
234	Hex. Soc. Hd. Cap Screw	#5-40 x $\frac{1}{4}$
235	Hex. Soc. Hd. Cap Screw	#5-40 x $\frac{5}{16}$
236	Hex. Soc. Hd. Cap Screw	#6-40 x $\frac{1}{4}$
237	Hex. Soc. Hd. Cap Screw	#6-40 x $\frac{3}{8}$
238	Hex. Soc. Hd. Cap Screw	#6-40 x $\frac{1}{2}$
239	Hex. Soc. Hd. Cap Screw	#8-32 x $\frac{3}{16}$
240	Hex. Soc. Hd. Cap Screw	#8-32 x $\frac{1}{4}$
241	Hex. Soc. Hd. Cap Screw	#8-32 x $\frac{5}{16}$
242	Hex. Soc. Hd. Cup Screw	#8-32 x $\frac{3}{8}$
243	Hex. Soc. Hd. Cap Screw	#8-32 x $\frac{7}{16}$
244	Hex. Soc. Hd. Cap Screw	#8-32 x $\frac{1}{2}$
245	Hex. Soc. Hd. Cap Screw	#8-32 x $\frac{5}{8}$
246	Hex. Soc. Hd. Cap Screw	#10-32 x $\frac{3}{8}$
247	Hex. Soc. Hd. Cap Screw	#10-32 x $\frac{1}{2}$
248	Hex. Soc. Hd. Cap Screw	#10-32 x $\frac{5}{8}$
249	Hex. Soc. Hd. Cap Screw	#10-32 x $\frac{3}{4}$
250	Hex. Soc. Hd. Cap Screw	1/4-20 x $\frac{3}{8}$
251	Hex. Soc. Hd. Cap Screw	1/4-20 x $\frac{1}{2}$
252	Hex. Soc. Hd. Cap Screw	1/4-20 x $\frac{5}{8}$
253	Hex. Soc. Hd. Cap Screw	1/4-20 x $\frac{3}{4}$
254	Hex. Soc. Hd. Cap Screw	1/4-20 x $\frac{7}{8}$
255	Hex. Soc. Hd. Cap Screw	1/4-20 x $1\frac{1}{4}$
256	Hex. Soc. Hd. Cap Screw	5/16-18 x $\frac{5}{8}$
257	Hex. Soc. Hd. Cap Screw	5/16-18 x $\frac{3}{4}$
258	Hex. Soc. Hd. Cap Screw	5/16-18 x $\frac{7}{8}$
259	Hex. Soc. Hd. Cap Screw	5/16-18 x 1
260	Hex. Soc. Hd. Cap Screw	5/16-18 x $1\frac{1}{4}$
261	Hex. Soc. Hd. Cap Screw	5/16-18 x $1\frac{1}{2}$
262	Hex. Soc. Hd. Cap Screw	3/8-16 x $\frac{3}{4}$
263	Hex. Soc. Hd. Cap Screw	3/8-16 x $\frac{7}{8}$
264	Hex. Soc. Hd. Cap Screw	3/8-16 x 1
265	Hex. Soc. Hd. Cap Screw	3/8-16 x $1\frac{1}{8}$
266	Hex. Soc. Hd. Cap Screw	3/8-16 x $1\frac{1}{4}$
267	Hex. Soc. Hd. Cap Screw	3/8-16 x $2\frac{1}{4}$

COMMERCIAL PARTS LIST

ITEM NO.	DESCRIPTION	PART NUMBER
272	Hex. Soc. Button Hd. Screw	#10-32 x 1/2
273	Hex. Soc. Button Hd. Screw	#10-32 x 5/8
274	Hex. Soc. Button Hd. Screw	1/4-20 x 1/2
275	Hex. Soc. Button Hd. Screw	5/16-18 x 3/4
276	Hex. Soc. Button Hd. Screw	5/16-18 x 3/8
277	Hex. Soc. Button Hd. Screw	3/8 -16 x 1"
278	Hex. Soc. Button Hd. Screw	3/8 -16 x 1-1/4
279	Hex. Soc. Flat Hd. Screw	#5-40 x 1/4
280	Hex. Soc. Flat Hd. Screw	#10-32 x 1/2
281	Hex. Soc. Flat Hd. Screw	#10-32 x 5/8
282	Hex. Soc. Flat Hd. Screw	#10-32 x 3/4
284	ASA Std. Lock Screw	#1A
285	Rd. Hd. Wood Screw	#10 x 1
286	Slotted Hex. Hd. Screw	#10-32 x 1-1/2
287	Sq. Hd. Screw	1/4-20 x 3-1/2
288	Pan Hd. Wood Screw	#10 x 3/4
289	Round Hd. Wood Screw	#10 x 7/8
290	Parker Drive Screw	#2 x 1/8
291	Weld Screw	#HW2720
292	Step Bolt	3/8-16 x 2-3/4
293	Thumb Screw with Shoulder	1/4-20 x 1
294	Flat Hd. Wood Screw	#8 x 1
296	Hex Nut	#4-48
297	Hex Nut	#8-32
298	Hex Nut	#10-32
299	Hex Nut (S.S.)	#10-32
300	Hex Nut	1/4-20
301	Hex Nut	1/4-28
302	Hex Nut	1/4-28 (L.H.)
303	Hex Nut	5/16-18
304	Hex Nut	3/8-16

COMMERCIAL PARTS LIST

ITEM NO.	DESCRIPTION	PART NUMBER
308	Hex. Locknut	#5-40
309	Hex. Locknut	#8-32
310	Hex. Locknut	#10-32
311	Hex. Locknut	1/4-20
312	Hex. Locknut	1/4-20 (L.H.)
313	Hex. Locknut	5/16-18
314	Hex. Locknut	3/8 -16
315	ESNA Locknut	#29 NTE-54
316	Gripco Weld Nut	#C-148
317	Nylock Locknut	1/4-20
318	ESNA Locknut	#21 NTE-058
320	Flat Washer	#5
321	Flat Washer	#8
322	Flat Washer	#10
323	Flat Washer	1/4
324	Flat Washer	5/16
325	Flat Washer	3/8
329	Spring Lockwasher	#5
330	Spring Lockwasher	#8
331	Spring Lockwasher	#10
332	Spring Lockwasher	1/4
333	Spring Lockwasher	5/16
334	Spring Lockwasher	3/8
338	Shakenproof Lockwasher	#1206
339	Shakeproof Lockwasher	#1210
340	Shakeproof Lockwasher	#1224
344	Cotter Pin	1/16 x 1/2
345	Cotter Pin	1/16 x 3/4

COMMERCIAL PARTS LIST

ITEM NO.	DESCRIPTION	PART NUMBER
346	Taper Pin	#1 x 1
347	Hardened Dowel	1/8 Dia. x 1/2 Lg
348	Round Hd. Grooved Drive Stud	#16 x 1/2
349	Dowel Pin	3/16 x 7/8
350	Drive Lok Pin	1/4 Dia. x 7/8
353	Button Hd. Rivet	3/32 x 9/32
354	Button Hd. Rivet	3/32 x 1/2
355	Round Hd. Iron Rivet	1/16 x 5/16
359	Gits Oil Cup	#B103
360	Gits Oil Cup	#B104
361	Gits Oil Cup	#L1204
362	Gits Oil Cup	#GB521
363	Gits Oil Cup	#GB522
368	N.D. Ball Bearing	#77R3
369	N.D. Ball Bearing	#7038
370	N.D. Ball Bearing	#7503
371	N.D. Ball Bearing	#77034
372	N.D. Ball Bearing	#77039
375	Nice Ball Bearing	#1602DC
376	Nice Ball Bearing	#1614DS
379	Fafnir Ball Bearing	#39KTT
382	Oilite Bearing	#A-401-2
383	Oilite Bearing	#A-620
384	Oilite Bearing	#T-1102-2
385	Oilite Bearing	#T-2101-1
388	Thrust Bearing	#603-1/4



COMMERCIAL PARTS LIST

ITEM NO.	DESCRIPTION	PART NUMBER
391	Heim Rod End Bearing	#HF-3
392	Heim Rod End Bearing	#HM-3
393	Heim Rod End Bearing	#HF-4
394	Heim Rod End Bearing	#HFL-4
400	Waldes Truarc Ret. Ring	#NAS51-137
401	Waldes Truarc Ret. Ring	#5100-25
402	Waldes Truarc Ret. Ring	#5100-150
407	Steel Ball	5/32 Dia.
408	Corkin Screw Co. "S" Hook (Steel or Brass)	#6
409	Tourex Ball Joint	#C-106
410	Vlier Spring Plunger	#S-56
411	Vlier Ball Plunger	#BL-54N
412	Stanley Table Leg Brace	#446-1/4 L. H.
413	Dimco-Gray Knob	#241

