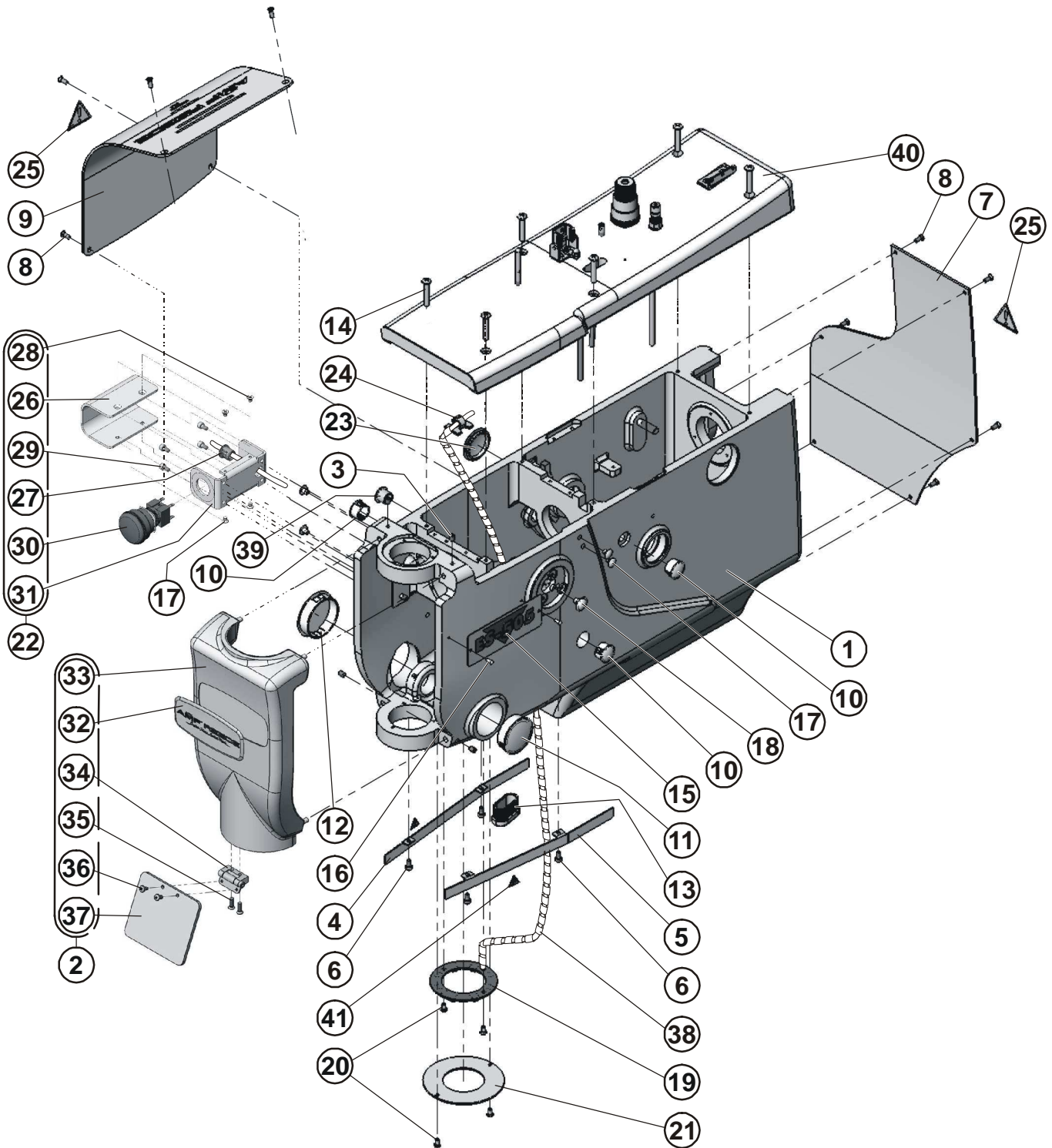


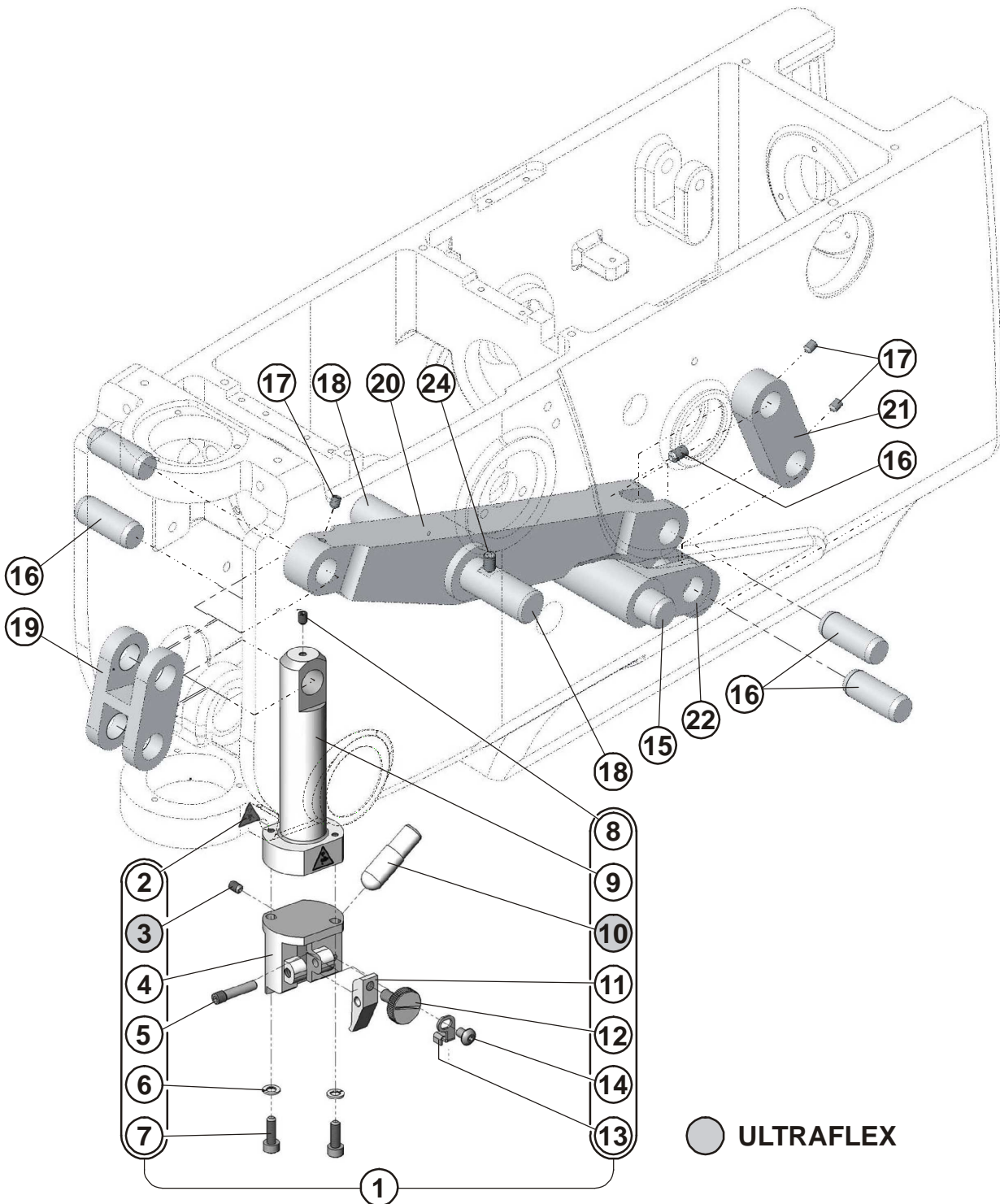
TABLE OF CONTENTS

Covers Head	3-2
Cutting	3-4
Needle Bar and Top Bearing	3-6
Crank Mechanism	3-8
Bite Assembly	3-10
Top Thread Tension	3-14
Bedplate - Assembly	3-16
X-Axis Mechanism	3-20
Y-Axis Mechanism	3-22
R-Axis Mechanism	3-24
Race Assembly	3-26
Take-up Lower and Gimp	3-30
Trimming and Cutting - Base	3-34
Main Shaft - Base	3-36
Covers Base	3-38
Lubrication (Head + Base)	3-40
Case - Assembly	3-42
Filter Regulator - Assembly	3-44
Valve Block	3-46
Electrobox	3-48
Embedded Assembly + Panel Kit Omron	3-50
Standard Accessories	3-52
Version AF ES-505	3-54
AF - Clamping - Assembly	3-56
Version CT ES-505	3-58
CT, LTT - Assembly	3-60
CT - Clamping - Assembly	3-62
Version LTT	3-64
Version LTT + Ultraflex	3-66
Ultraflex - Assembly	3-68
LTT - Assembly	3-70
LTT + Ultraflex - Clamping	3-72
RDE - Clamping Assembly	3-76
Thread Catcher - Assembly	3-78
Pedal	3-80

COVERS HEAD



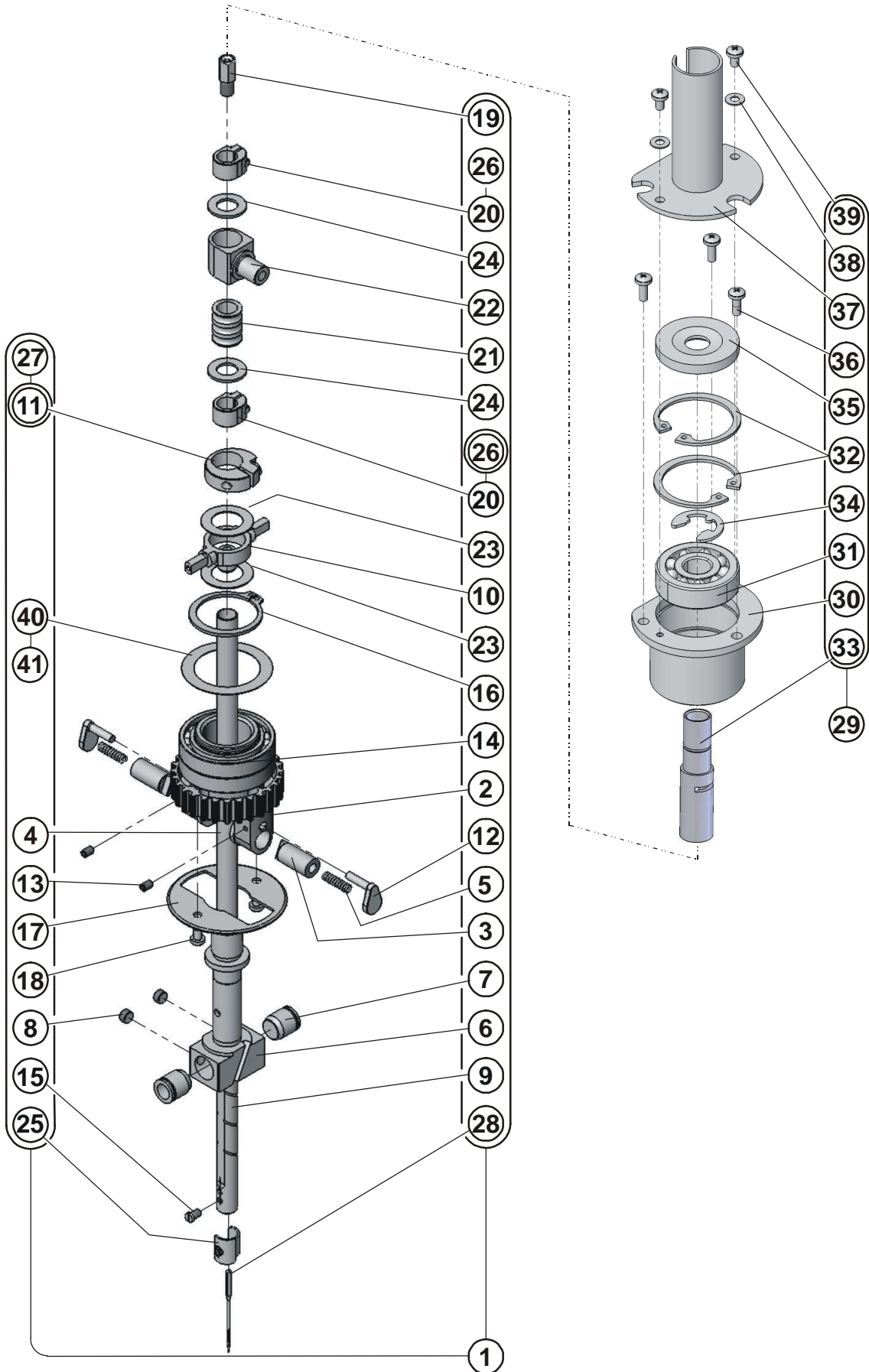
CUTTING



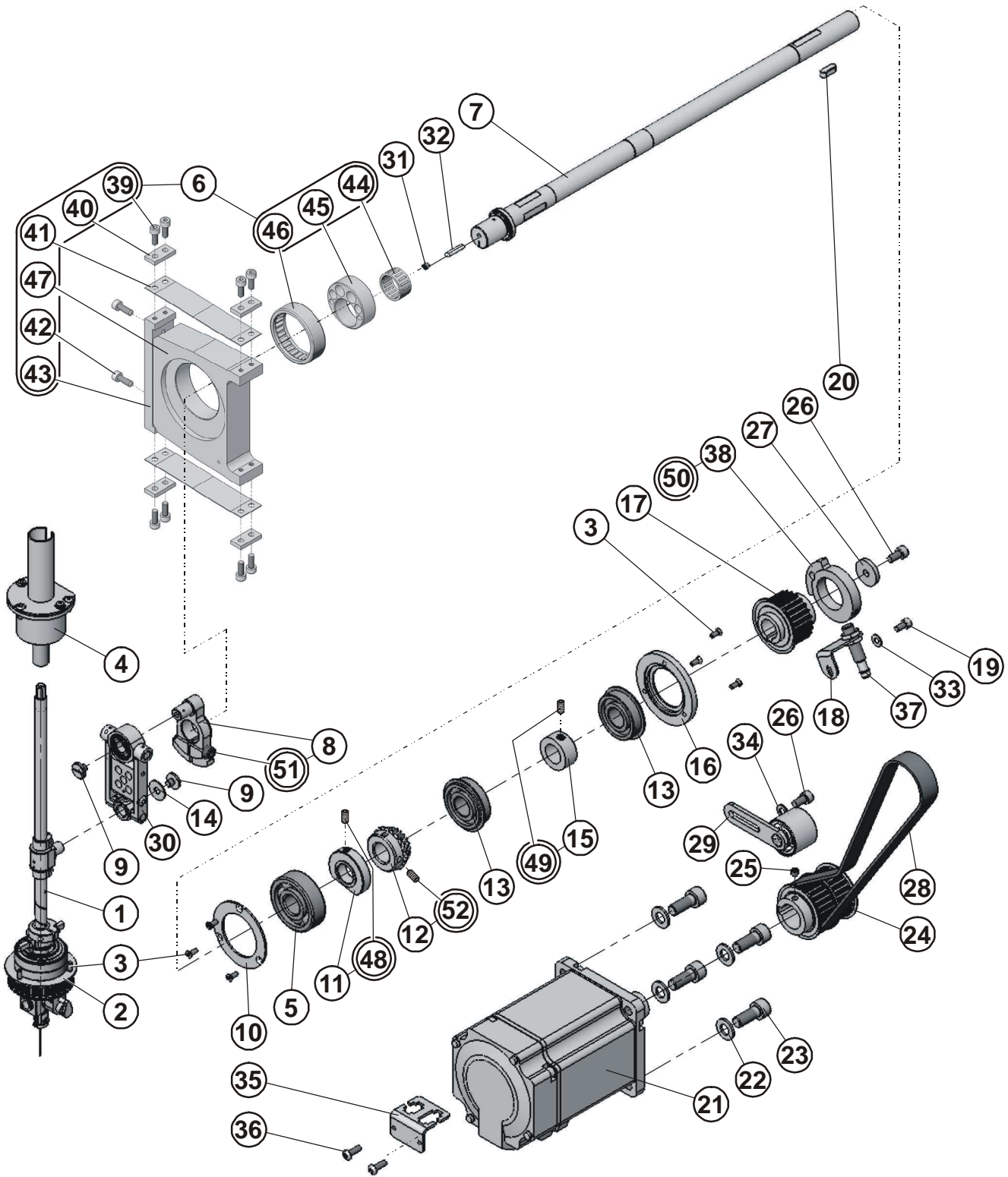
CUTTING

DET	PART NUMBER	DESCRIPTION	QTY.
01	15.5009.0.050	CUTTER - ASSEMBLY	1
02	12.8000.0.437	LABEL-DANGER INJURY	(2)
03	08.6400.4.006	SCREW M4-6	(1)
04	15.5009.0.600	CUTTER DRIVING HOLDER	(1)
05	15.5013.0.100	STUD	(1)
06	08.6802.4.000	WASHER 4,1	(2)
07	08.6000.4.012	SCREW M4-12	(2)
08	08.6400.4.004	SCREW M4-4	(1)
09	15.5008.0.300	CUTTER DRIVING SHAFT	(1)
10	15.5011.0.400	INSERT	(1)
11	15.5012.0.600	KNIFE HOLDER	(1)
12	15.5020.0.100	SCREW	(1)
13	15.5014.0.800	STOP	(1)
14	15.5009.0.050	SCREW M4-5	(1)
15	15.5006.0.300	SHAFT	1
16	12.1010.0.030	PIN 12h8-30	4
17	08.6400.4.004	SCREW M4-4	3
18	15.5005.0.300	SHAFT	1
19	15.5004.0.600	DRAW BAR	1
20	15.5001.0.600	CUTTING LEVER	1
21	15.5003.0.600	DRAW BAR	1
22	15.5002.0.600	LEVER	1
23	15.5009.0.050	CUTTER - ASSEMBLY	1
24	08.6400.5.008	SCREW M5-8	2
ULTRAFLEX			

NEEDLE BAR AND TOP BEARING



CRANK MECHANISM



CRANK MECHANISM

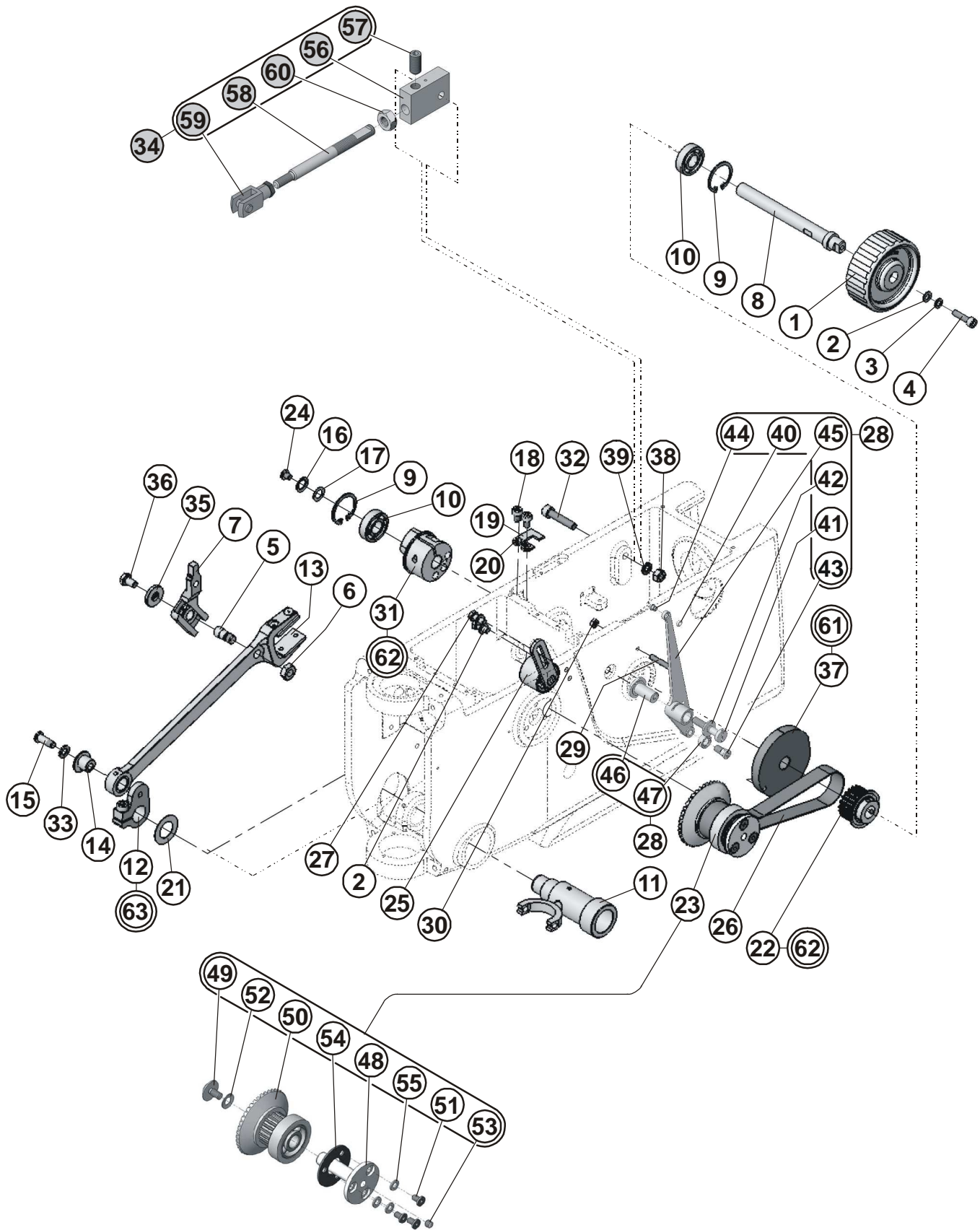
DET	PART NUMBER	DESCRIPTION	QTY.
01	15.4001.0.050	NEEDLE BAR	1
02	15.4004.0.800	WASHER	1
03	15.1420.0.100	SCREW	9
04	15.4010.0.050	TOP BEARING - ASSEMBLY	1
05	01.7804.0.000	BEARING	1
06	15.1201.0.050	BALANCING MECHANISM	1
07	15.1101.0.300	SHAFT	1
08	15.1102.0.600	UPPER SHAFT CRANK	1
09	15.1117.0.100	SCREW	2
10	15.1138.0.800	WASHER	1
11	15.1205.0.400	RING	1
12	15.4426.0.500	GEAR	1
13	01.7805.0.000	BEARING	2
14	15.1142.0.400	WASHER 5/15	1
15	12.1050.0.001	CLAMP COLLAR	1
16	15.1108.0.400	BEARING COVER	1
17	15.1139.0.500	NEEDLE BAR DRIVE PULLEY	1
18	15.1123.0.800	SENSOR BRACKET	1
19	08.6000.4.008	SCREW M4-8	1
20	12.4030.0.514	KEY 5e9x5x14	1
21	15.1144.0.000	SERVOMOTOR	1
22	08.6850.8.000	WASHER 8	4
23	08.6000.8.420	SCREW M8x1-20	4
24	15.1140.0.500	MOTOR PULLEY	1
25	08.6400.5.005	SCREW M5-5	1
26	08.6000.5.010	SCREW M5-10	2
27	15.1146.0.400	WASHER	1
28	12.5050.2.027	BELT	1
29	15.1128.0.050	TENSION PULLEY	1
30	15.1110.0.050	NEEDLE BAR CRANK ASSEMBLY	1
31	08.6400.4.004	SCREW M4-4	1
32	15.1134.0.991	OIL WICK	1
33	08.6850.4.000	WASHER M4	1
34	08.6850.5.000	WASHER 5,3	1
35	15.1145.0.800	SERVO CABLE HOLDER	1
36	08.6202.4.010	SCREW M4-10	2
37	12.0010.4.093	SENSOR BQ 10	1
38	15.1143.1.400	SENSOR RING	1
39	08.6000.4.010	SCREW M4-10	(8)
40	15.1207.0.800	CLAMP	(4)
41	15.1211.0.800	FLAT SPRING FRONT	(2)
42	08.6000.4.012	SCREW M4-12	(2)
43	15.1209.0.600	SPRING BEAM	(1)
44	12.2050.0.010	BEARING	(1)
45	15.2004.0.400	ECCENTRIC	(1)
46	12.2050.1.013	BEARING	(1)
47	15.1201.0.600	COUNTERWEIGHT - FRONT	(1)
48	08.6400.5.010	SCREW	(1)
49	08.6400.6.006	SCREW	(1)
50	08.6850.5.000	WASHER 5,3	(1)
51	08.6000.5.025	SCREW	(1)

Released 03/2012

e-mail: service@amfreece.cz; parts@amfreece.cz; website: www.amfreece.com

Phone: +420 582 309 286; Fax: +420 582 360 606

BITE ASSEMBLY



● DRIVE BITE MECHANISM

BITE ASSEMBLY



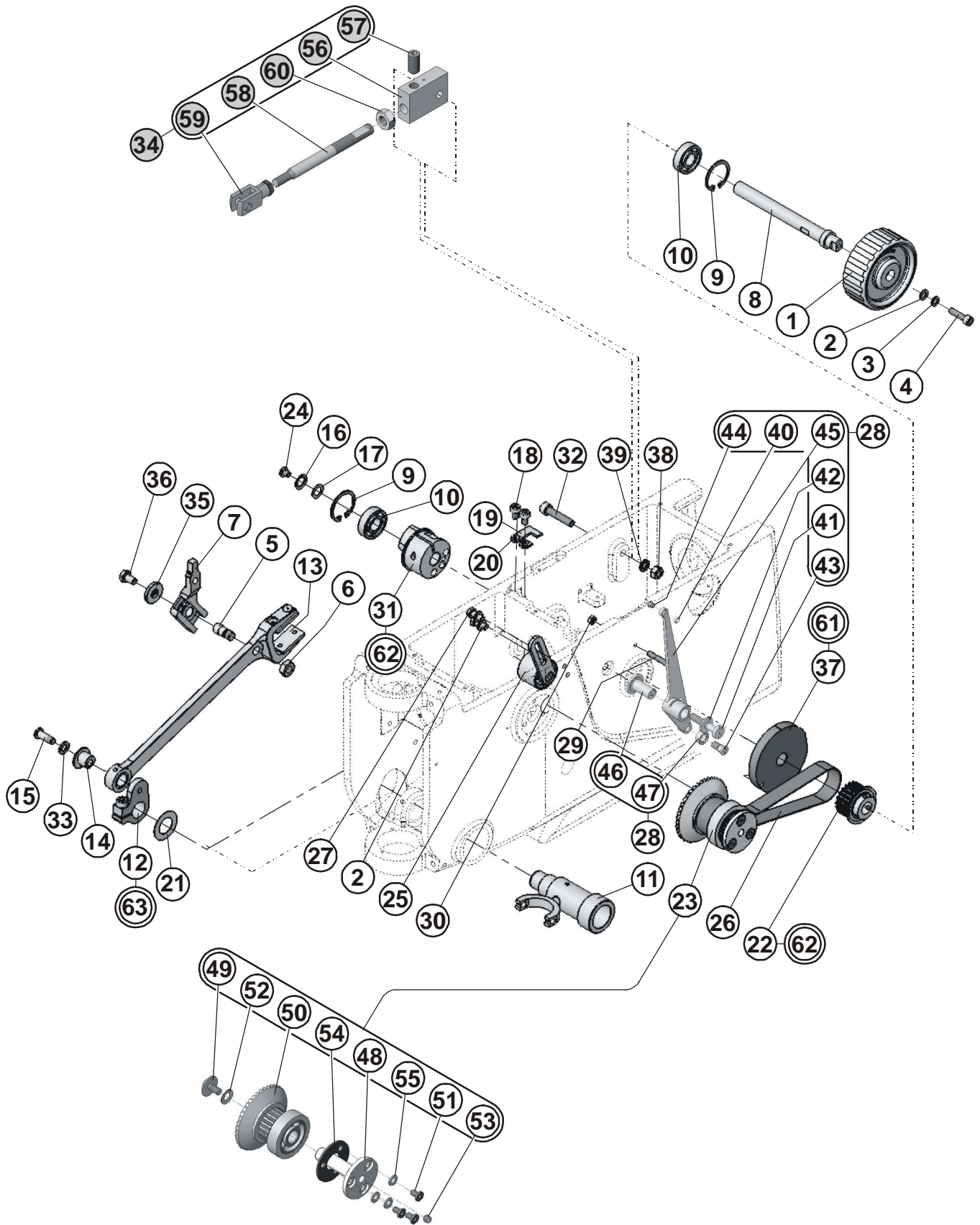
DET	PART NUMBER	DESCRIPTION	QTY.
01	15.4409.0.400	HAND WHEEL	1
02	08.6850.5.000	WASHER 5,3	3
03	08.6802.5.000	SPRING WASHER M5	1
04	08.6000.5.020	SCREW M5-20	1
05	17.0033.1.109	SCREW	1
06	17.0016.1.190	NUT M8x1	1
07	15.4418.0.700	BRACKET	1
08	15.4404.0.300	SHAFT	1
09	12.1040.1.002	RETANING RING 28	2
10	12.2010.0.011	BEARING	2
11	15.4401.0.400	ZIGZAG DRIVING STUD	1
12	15.4402.0.600	ROCKING LEVER	1
13	15.4403.0.000	FORK LEVER	1
14	15.4439.0.400	ECCENTRIC	1
15	15.4440.0.100	CEP M6x0,75-12,5	1
16	08.6802.8.300	WASHER 8	1
17	24.4068.0.005	WASHER	1
18	08.6000.5.008	SCREW M5 x 8	2
19	15.4416.0.800	STOP	1
20	15.4417.0.800	STOP	1
21	08.6887.0.500	WASHER 0,5-16x28	1
22	15.4423.0.500	GEAR 20z	1
23	15.4427.0.050	GEAR ASSYEMBLY	1
24	08.6050.5.006	SCREW M5-6	1
25	15.1128.0.050	TENSION PULLEY	1
26	12.5050.2.026	BELT POLY CHAIN CARBON	1
27	08.6310.5.012	SCREW M5-12	2
28	15.4412.0.050	THREAD TAKE-UP LEVER ASSEMBLY	1
29	08.6420.4.030	SCREW M4x25	1
30	08.6700.4.000	NUT M4	1
31	15.4405.0.050	BITE CAM ASSEMBLY	1
32	08.6000.6.030	SCREW M6-30	1
33	08.6802.6.000	SPRING WASHER M6	1
34	03.5515.0.017	DRIVE BITE MECHANISM ASSEMBLY	1
35	15.4442.1.400	WASHER	1
36	08.6310.6.012	SCREW M6-12	1
37	15.4415.1.400	THREAD TAKE-UP CAM	1
38	08.6700.6.000	NUT M6	1
39	08.6800.6.000	WASHER 6	1
40	01.6551.0.000	O RING	(1)
41	15.4435.1.100	SCREW	(1)
42	17.0019.0.230	WASHER	(1)
43	15.4413.0.300	STUD	(1)
44	01.7447.1.000	GUIDE	(1)
45	15.4412.0.600	TAKÉ-UP LEVER	(1)
46	15.4421.0.400	BUSHING PIVOT	(1)
47	15.4431.0.400	ROLL O	(1)
	15.4423.0.400	ROLL 05	(1)
	15.4433.0.400	ROLL 10	(1)
	15.4434.0.400	ROLL 15	(1)

Released 03/2012

e-mail: service@amfreece.cz; parts@amfreece.cz; website: www.amfreece.com

Phone: +420 582 309 286; Fax: +420 582 360 606

BITE ASSEMBLY



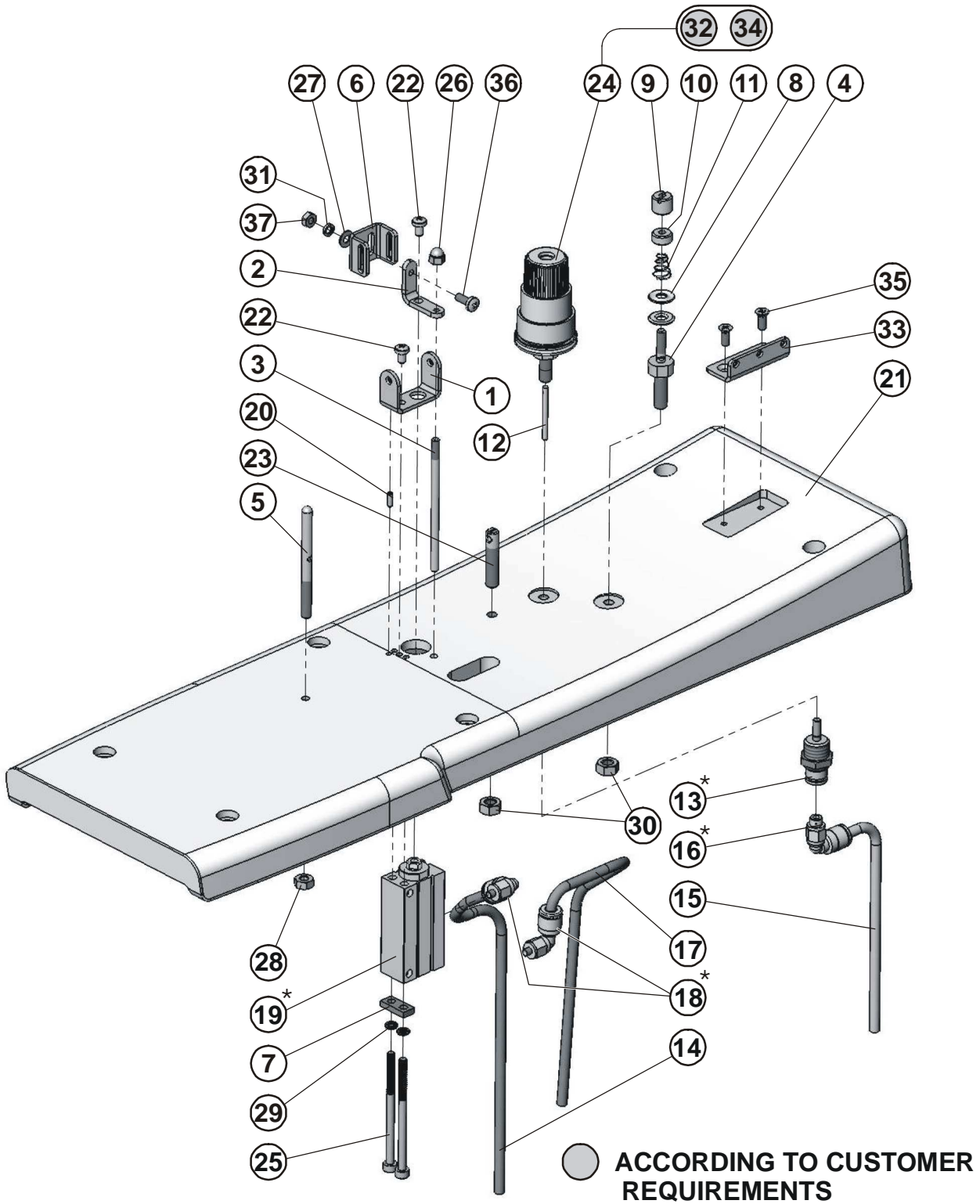
● **DRIVE BITE MECHANISM**

BITE ASSEMBLY

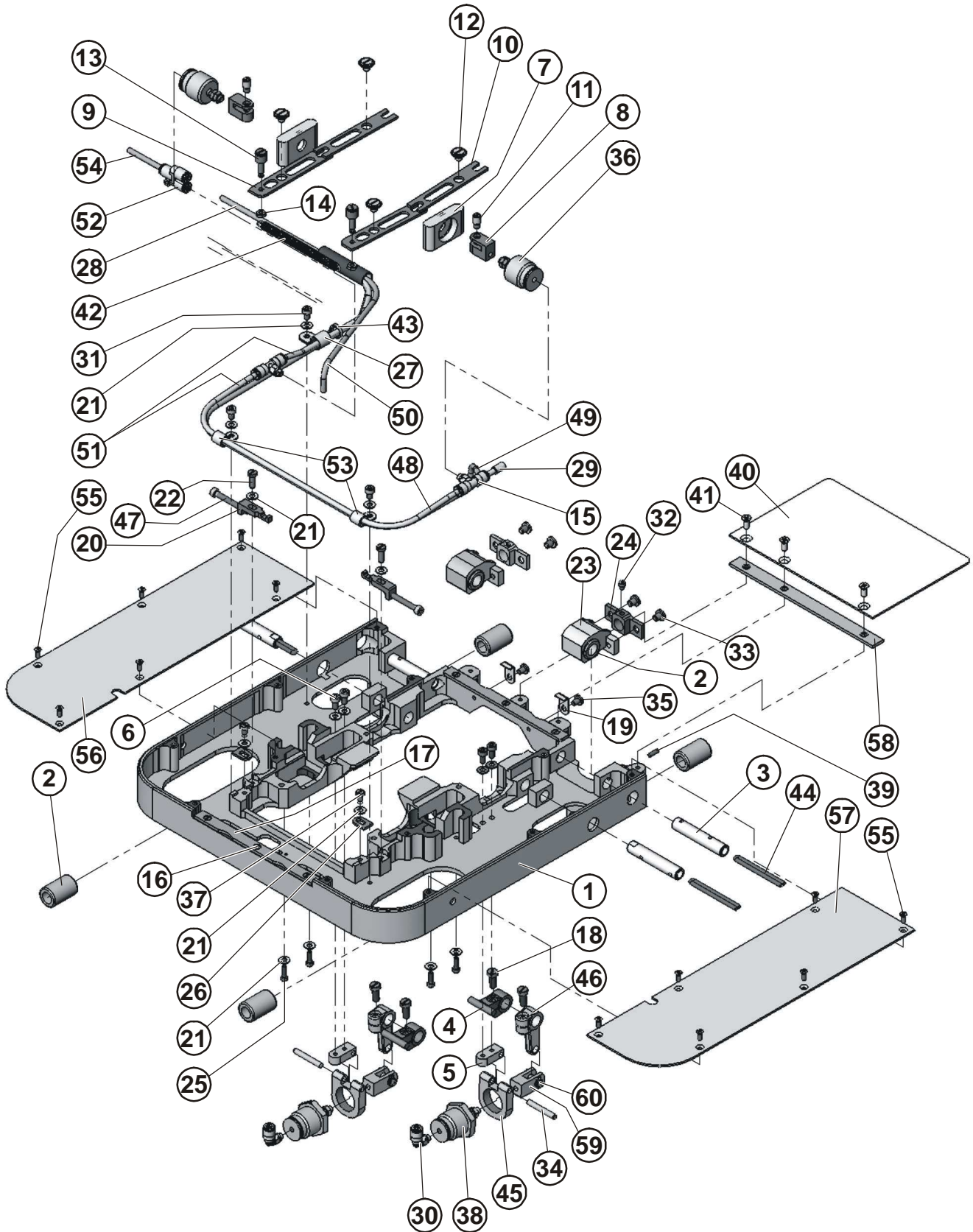


DET	PART NUMBER	DESCRIPTION	QTY.
48	15.4429.0.300	STUD	(1)
49	15.4428.0.100	SCREW	(1)
50	15.4427.0.000	GEAR SUBASSEMBLY	(1)
51	08.6050.5.008	SCREW M5-8	(3)
52	12.3015.7.016	DISC SPRINGS 14x7,2x0,5	(1)
53	17.0011.1.148	SET-SCREW	(1)
54	15.4437.0.990	WASHER	(1)
55	01.4549.0.000	WASHER	(3)
56	15.4420.0.600	BRACKET	(1)
57	08.6400.8.416	SCREW M8x1-16	(1)
58	15.4419.0.300	BITE SHAFT	(1)
59	12.0008.3.806	KNUCKLE	(1)
60	08.6700.8.000	NUT M8	(1)
61	08.6400.5.005	SCREW M5-5	(2)+(3)
62	08.6000.6.020	SCREW M6-20	(3)
63	08.6000.6.016	SCREW M6-16	(1)
		DRIVE BITE MECHANISM	

TOP THREAD TENSION



BEDPLATE ASSEMBLY



BEDPLATE ASSEMBLY



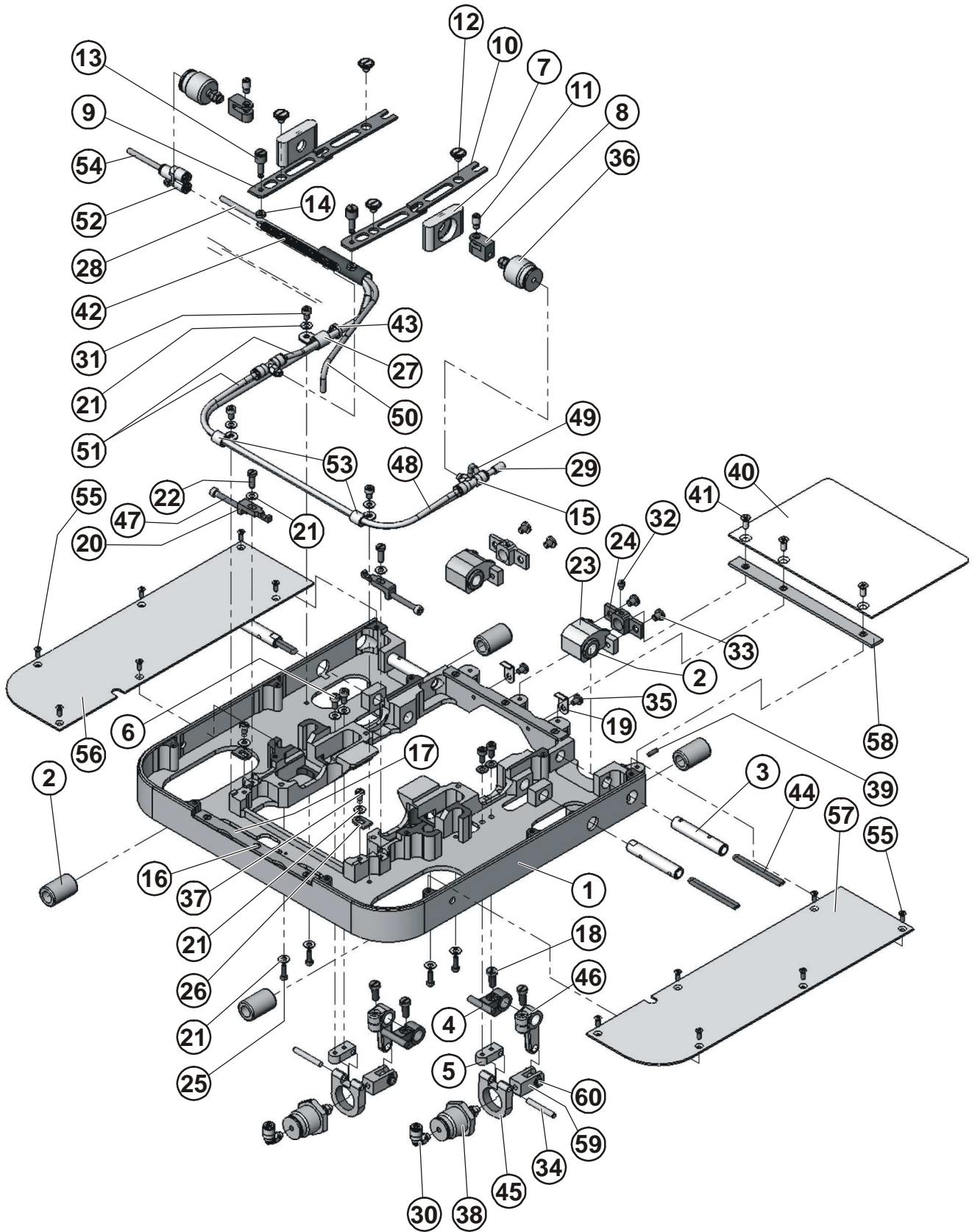
DET	PART NUMBER	DESCRIPTION	QTY.
01	15.2001.1.600	BEDPLATE ES-505	1
02	07.0000.0.024	BEARING	6
03	15.2010.0.300	SHAFT	4
04	19.0063.6.441	LEVER,CLAMP CONTROL	2
05	15.2019.0.600	CYLINDER BRACKET	2
06	08.6000.4.008	SCREW M4-8	4
07	15.2008.0.600	CYLINDER HOLDER	2
08	19.0064.8.409	KNUCKLE	2
09	15.2002.0.800	FORK LEVER , FRONT	2
10	15.2003.0.800	LEVER	2
11	19.0033.1.406	STUD	2
12	15.2022.0.100	SCREW	4
13	15.2004.0.300	SCREW SECURING	2
14	19.0016.1.402	NUT M4x0,5	2
15	12.0008.3.840	CONNECTOR	2
16	17.0012.6.110	SCREW M3-5	6
17	15.2005.0.800	CLAMP PLATE WASHER	2
18	08.6010.5.012	SCREW M5x12	4
19	15.2015.0.800	CLAMP PLATE HOLDER	2
20	15.2007.0.600	SLIDE ADJUST PLATE	2
21	08.6850.4.000	WASHER M4	15
22	17.0012.0.118	SCREW M4-12	2
23	15.2011.0.600	LINE PILLOW BLOCK	2
24	15.2012.0.600	SHAFT HOLDER	2
25	08.6000.3.010	SCREW M3-10	4
26	17.0081.5.047	STOP	2
27	07.6600.0.004	CLAMP CABLE	1
28	12.3011.0.010	SPRING	1
29	12.0008.3.426	PLUG	1
30	12.0008.3.411	CONNECTOR	2
31	08.6000.4.006	SCREW M4-6	3
32	17.0011.2.072	SCREW M5	2
33	08.6050.5.006	SCREW M5-6	4
34	12.1010.0.430	PIN 4x30	2
35	08.6050.4.006	SCREW M4-6	2
36	12.0008.3.734	CYLINDER	2
37	15.1428.0.100	SCREW M4-6	2
38	12.0008.3.841	CYLINDER	2
39	08.6400.4.010	SCREW M4-10	1
40	15.2016.1.800	COVER	1
41	15.1427.0.100	SCREW M4-10	3
42	15.2020.0.992	CABLE SLEEVE	1
43	12.0008.3.023	TY-WRAP	1
44	15.2021.0.991	OIL WICK	4
45	15.2013.0.600	CYLINDER HOLDER	2
46	15.2009.0.700	LEVER	2
47	08.6000.4.035	SCREW M4-35	2
48	12.0008.3.416	AIR TUBING- J2B1	1
49	12,00083416	AIR TUBING- J1A1	1
50	12.0008.3.416	AIR TUBING- J1A2	1

Released 04/2012

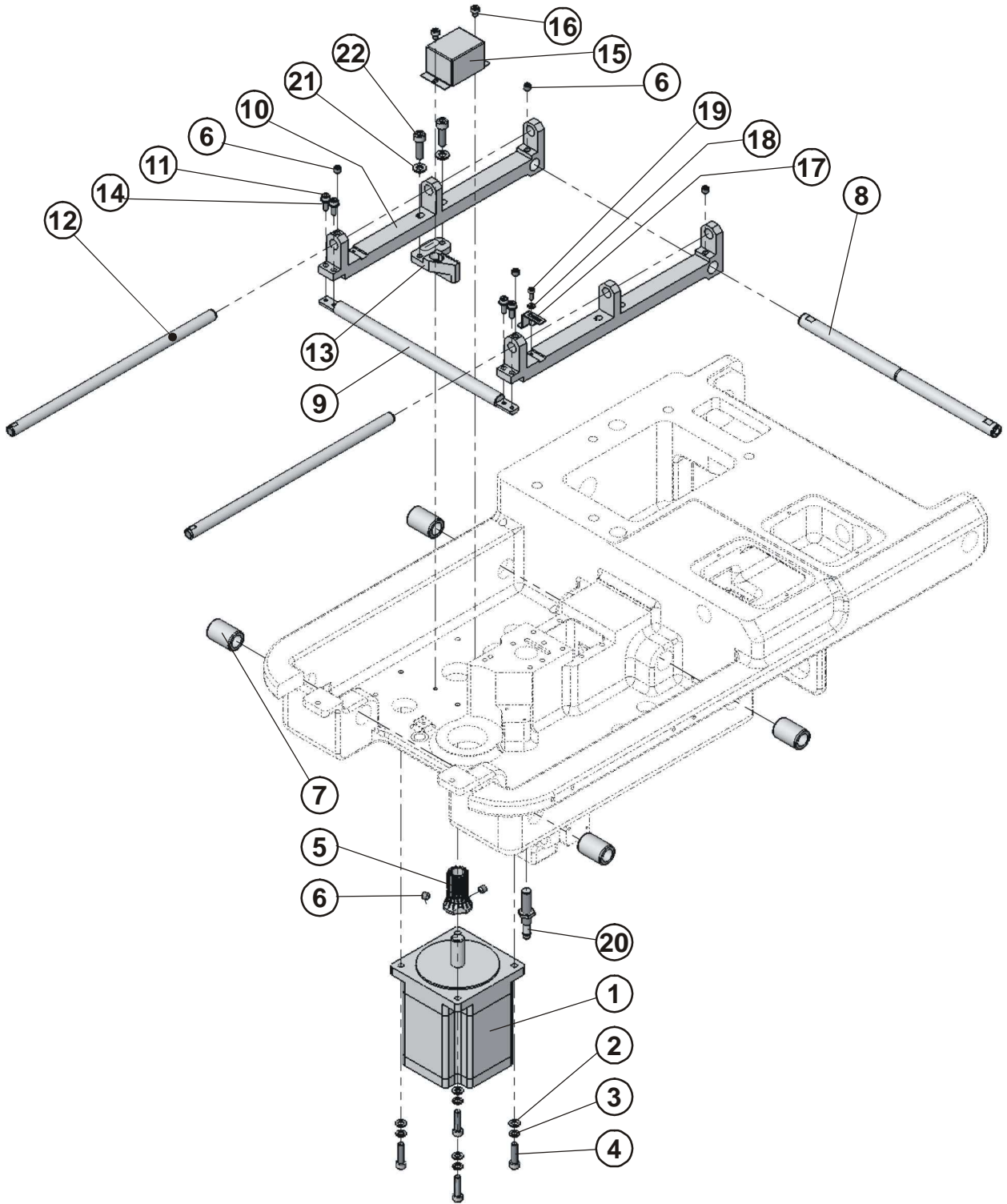
e-mail: service@amfreece.cz; parts@amfreece.cz; website: www.amfreece.com

Phone: +420 582 309 286; Fax: +420 582 360 606

BEDPLATE ASSMEBLY



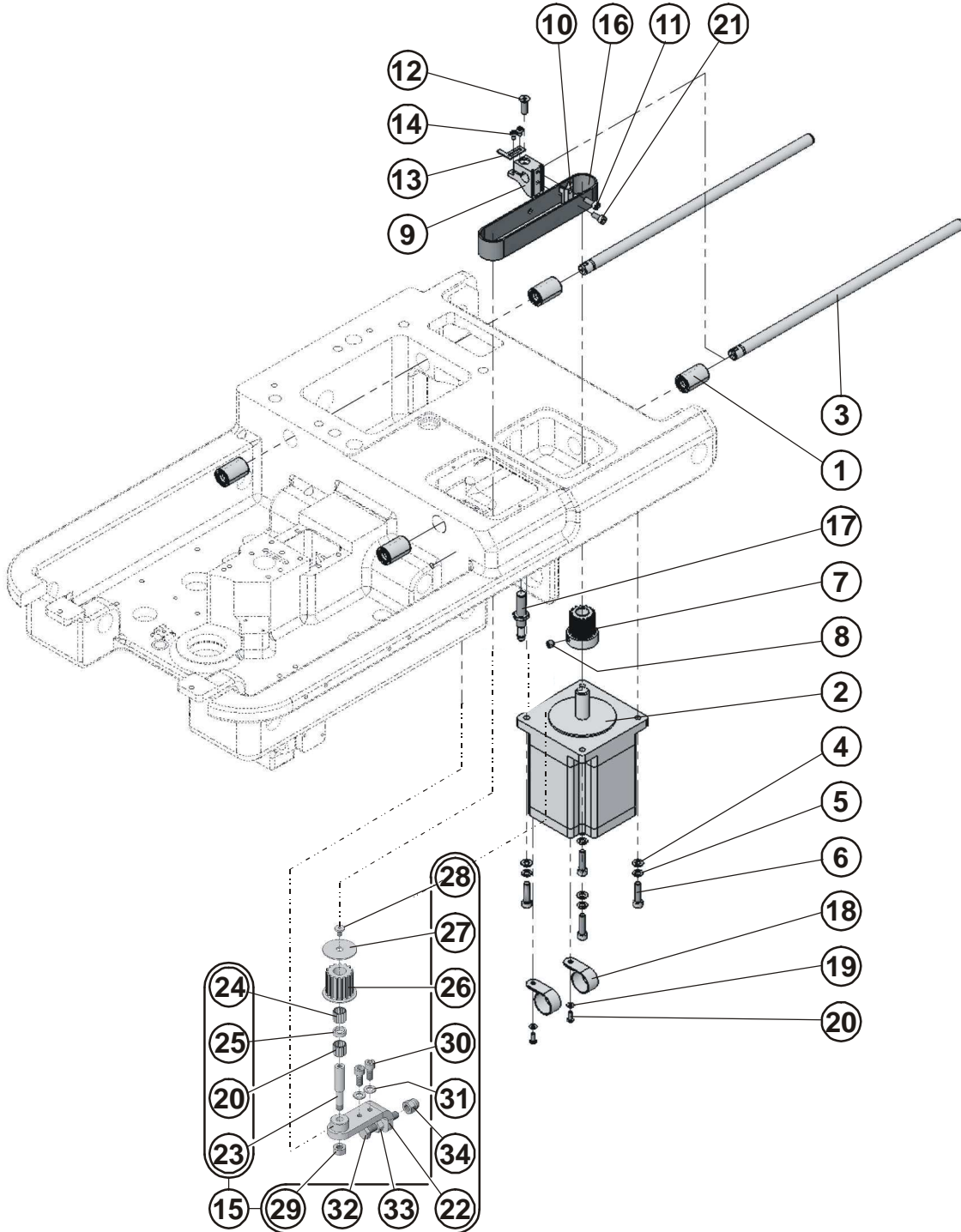
X - AXIS MECHANISM



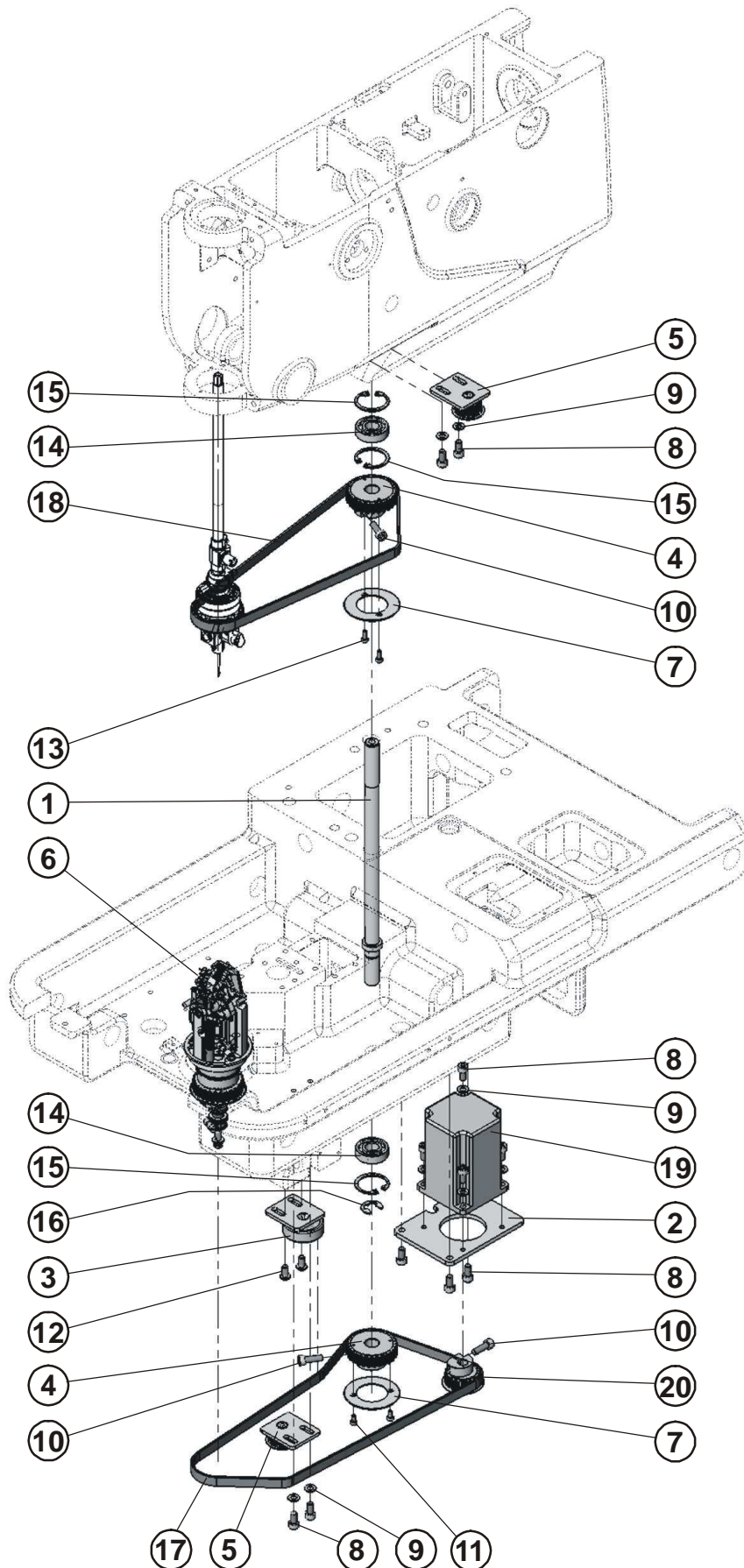
X - AXIS MECHANISM

DET	PART NUMBER	DESCRIPTION	QTY.
01	19.0007.9.462	STEPPER MOTOR - ASSEMBLY	1
02	08.6850.5.000	WASHER 5,3	4
03	08.6800.5.000	SPRING WASHER M5	4
04	08.6000.5.020	SCREW M5-20	4
05	15.3031.0.500	GEAR	1
06	08.6400.6.006	SCREW M6-6	6
07	12.2070.0.004	BEARING	4
08	15.3030.0.300	SHAFT BACK - X AXIS	1
09	15.3002.0.300	SHAFT FRONT - X AXIS	1
10	15.3004.0.600	HOLDER SHAFT	2
11	08.6000.4.012	SCREW M4-12	4
12	15.3011.0.300	SHAFT - Y AXIS	2
13	15.3006.0.600	RACK	1
14	08.6850.4.000	WASHER M4	4
15	15.3017.0.800	COVER	1
16	08.6000.4.005	SCREW M4-5	2
17	15.3029.0.800	SENSOR PLATE - X AXIS	1
18	08.6850.3.000	WASHER 3,2	1
19	08.6000.3.008	SCREW M3-8	1
20	12.0010.4.025	SENSOR	1
21	08.6850.6.000	WASHER 6,4	2
22	08.6000.6.020	SCREW M6-20	2

Y - AXIS MECHANISM



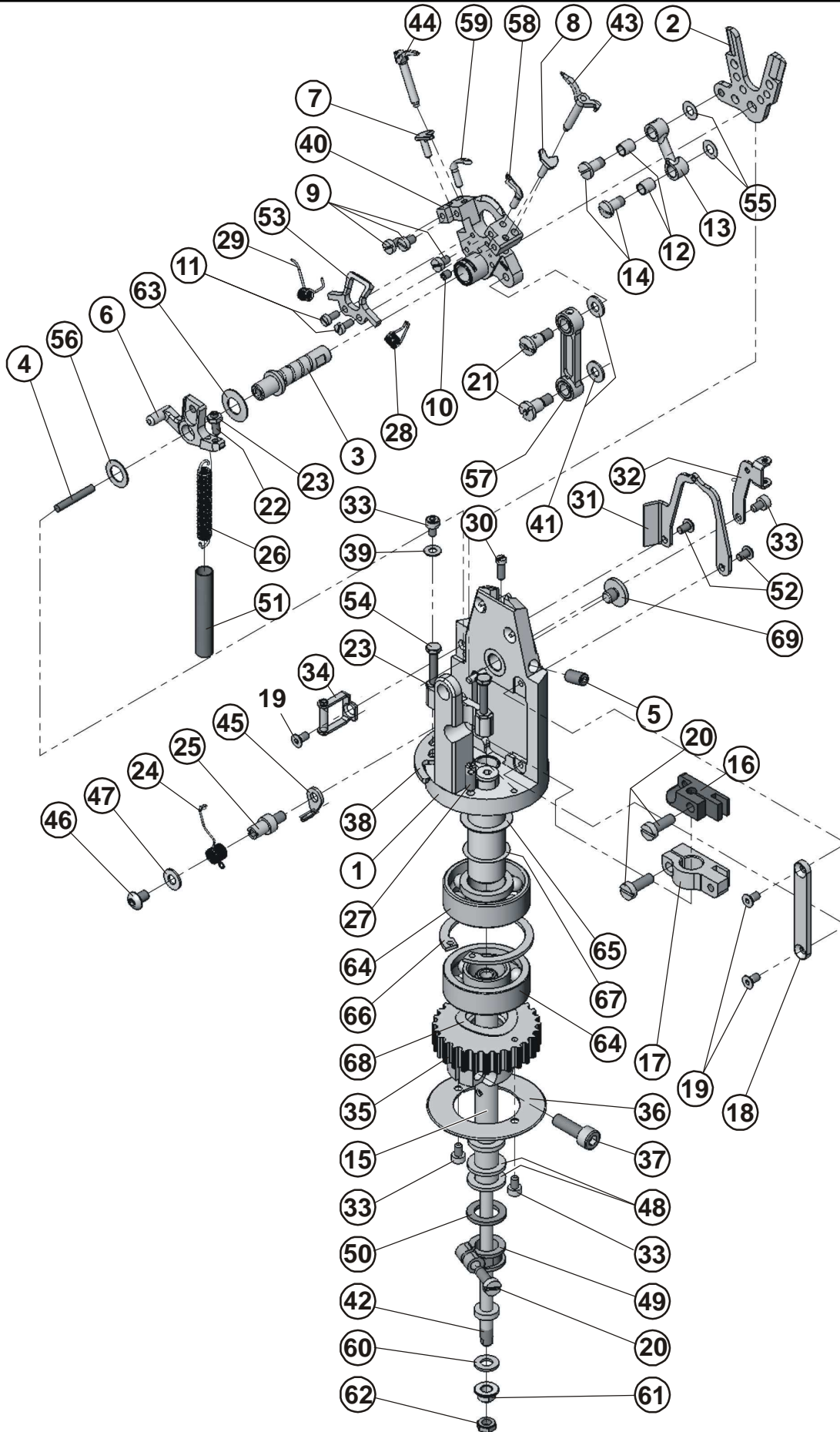
R - AXIS MECHANISM



R - AXIS MECHANISM

DET	PART NUMBER	DESCRIPTION	QTY.
01	15.3019.0.300	SHAFT - R AXIS	1
02	15.3021.0.800	MOTOR BRACKET	1
03	15.3022.0.050	TENSION PULLEY	1
04	15.3035.0.500	R-AXIS GEAR	2
05	15.4011.0.050	TIMING PULLEY	2
06	15.4500.0.050	RACE ASSEMBLY	1
07	19.0019.0.682	WASHER	2
08	08.6000.5.010	SCREW M5-10	11
09	08.6850.5.000	WASHER 5,3	8
10	08.6000.5.016	SCREW M5-16	3
11	08.6000.3.006	SCREW M3-6	2
12	08.6050.5.010	SCREW M5-10	2
13	08.6000.3.008	SCREW M3-8	2
14	12.2010.0.011	BEARING	2
15	12.1040.1.002	RETANING RING 28	3
16	12.1045.0.009	E-CLIP 9	1
17	12.5050.2.021	BELT 700-GT3 5MGT-09 OIL RESISTANT	1
18	12.5050.2.019	BELT 600-GT3 5MGT-09	1
19	06.1500.0.023	STEPPER MOTOR ASSEMBLY - R AXIS	1
20	15.3020.1.500	R-AXIS MOTOR GEAR	1

RACE ASSEMBLY



RACE ASSEMBLY



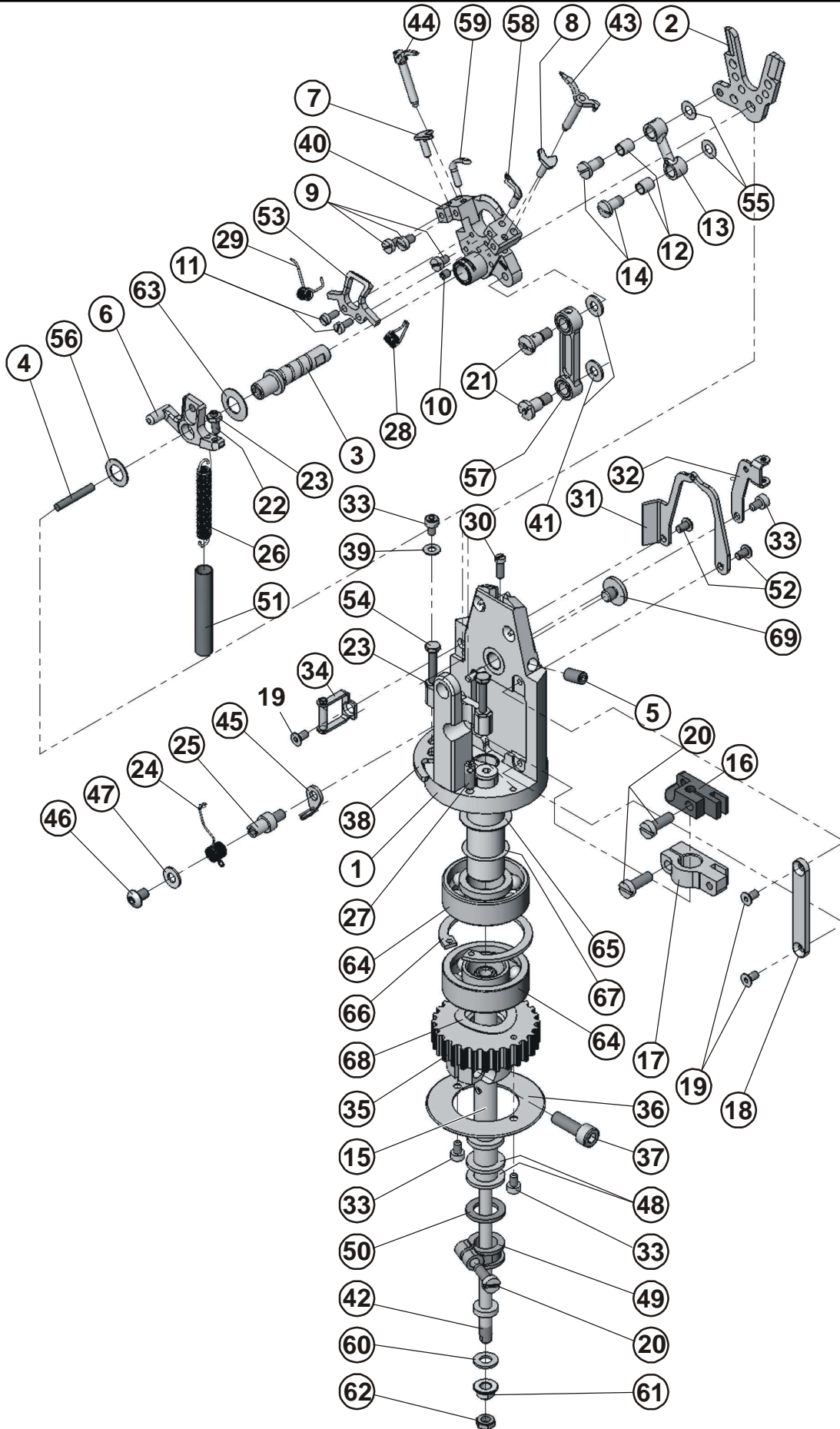
DET	PART NUMBER	DESCRIPTION	QTY.
01	15.4500.1.000	RACE ASSEMBLY	1
02	15.4501.1.800	SPREADER WEDGE	1
03	15.4502.0.400	LOOPER CARRIER STUD	1
04	15.4503.0.991	OIL WICK	1
05	08.6400.5.008	SCREW M5-8	1
06	15.4504.0.700	KNIFE HOLDER	1
07	19.0033.8.407	SPREADER STOP LH	1
08	19.0033.8.408	SPREADER STOP RH	1
09	17.0012.0.117	SCREW M3-5	3
10	15.4548.0.100	SCREW M3-4	1
11	17.0012.0.404	SCREW	2
12	15.4555.0.400	BUSHING	2
13	15.4506.0.700	SPREADER LINK	1
14	15.4549.0.100	SCREW	2
15	15.4507.0.400	SHAFT LOOPER DRIVE	1
16	15.4509.0.600	CLAMP	1
17	15.4510.0.600	LOOPER CLAMP SHAFT	1
18	15.4512.0.800	GUIDE	1
19	08.6100.3.006	SCREW M3-6	3
20	17.0012.0.118	SCREW M4-12	3
21	15.4514.0.050	LOOPER CARRIER STUD	2
22	08.6400.3.010	SCREW M3-10	1
23	08.6710.3.000	NUT M3	3
24	15.4519.0.200	SPRING	1
25	15.4520.0.300	STUD	1
26	12.3011.0.011	SPRING	1
27	15.4521.0.300	STUD	1
28	15.4530.0.200	SPRING TORSION - RH	1
29	15.4531.0.200	SPRING - TORSION LH	1
30	17.0012.2.400	SCREW	1
31	15.4522.0.800	GIMP THREAD GUIDE	1
32	15.4523.0.800	GIMP THREAD GUIDE	1
33	08.6000.3.005	SCREW M3-5	4
34	15.4525.0.000	LOWER THREAD GUIDE	1
35	15.3036.1.500	GEAR, TIMING BELT	1
36	19.0019.0.682	WASHER	1
37	08.6000.5.016	SCREW M5-16	1
38	15.4526.0.800	SENSOR PLATE - R AXIS	1
39	08.6852.3.000	WASHER M3	1
40	15.4505.0.600	CARRIER LOOPER	1
41	17.0019.1.088	WASHER	2
42	15.4508.0.400	SHAFT	1
43	17.0004.9.894	SPREADER RIGHT	1
44	17.0004.9.895	SPREADER LEFT	1
45	15.4532.0.800	PLATE	1
46	08.6200.4.006	SCREW M4-6	1
47	08.6850.4.000	WASHER M4	1
48	19.0019.0.686	WASHER	2
49	19.0043.6.441	CLAMP	1
50	15.4537.0.990	RUBBER WASHER	1

Released 03/2012

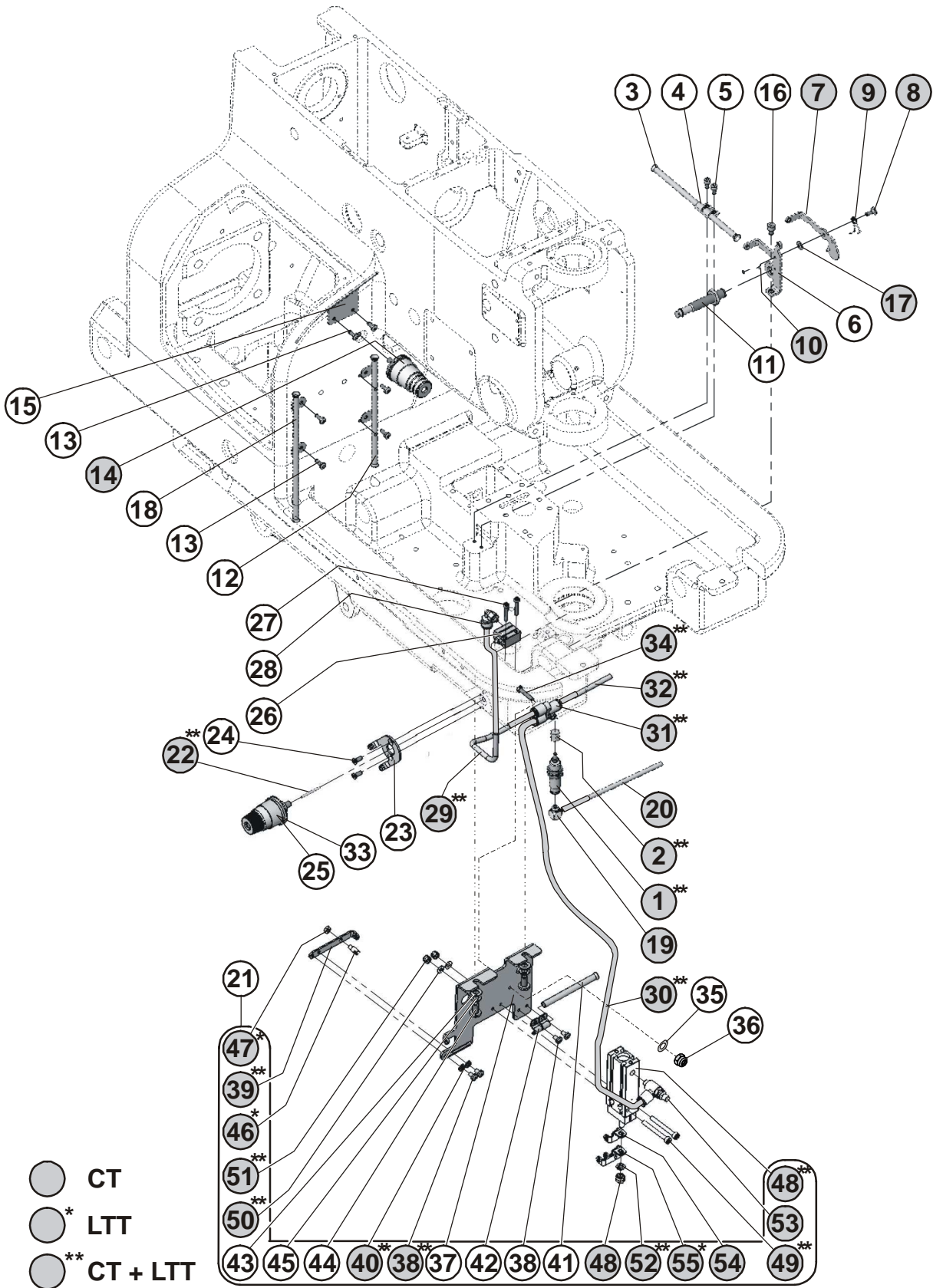
e-mail: service@amfreece.cz; parts@amfreece.cz; website: www.amfreece.com

Phone: +420 582 309 286; Fax: +420 582 360 606

RACE ASSEMBLY



TAKE-UP LOWER AND GIMP



TAKE-UP LOWER AND GIMP



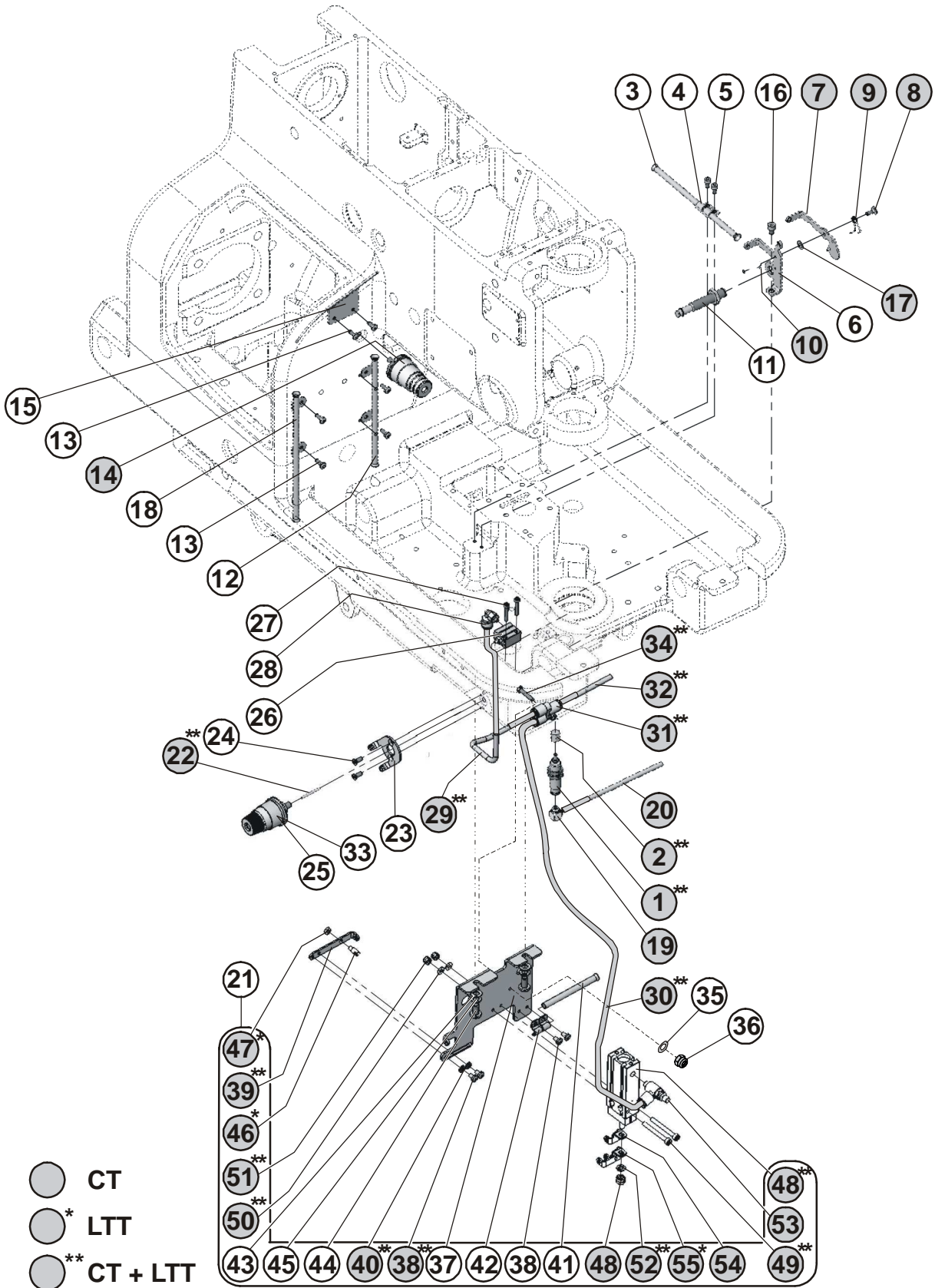
DET	PART NUMBER	DESCRIPTION	QTY.
01	12.0008.3.851	PNEUM.CYLINDER CJB6-15	1
02	15.3219.0.100	NUT	1
03	15.3210.0.400	GIMP GUIDE	1
04	15.3205.0.800	CLAMP	2
05	08.6000.3.006	SCREW M3-6	2
06	15.3212.1.800	GIMP HOLDER	1
07	15.3213.0.800	GIMP TAKE-UP LEVER	1
08	15.3214.0.100	SCREW	1
09	15.3215.0.200	SPRING	1
10	08.6710.3.000	NUT M3	1
11	12.0010.4.025	SENSOR	1
12	15.3210.0.000	GIMP THREAD GUIDE	1
13	15.1425.0.100	SCREW M3-8	6
14	23.2044.0.050	TENSION ASSEMBLY, LARGE	1
15	15.1307.0.800	THREAD GUIDE	1
16	08.6000.4.006	SCREW M4-6	1
17	17.0019.0.228	WASHER	1
18	15.3216.0.000	LOWER THREAD GUIDE	1
19	12.0008.3.444	CONTROLLER M-5ALU-4	1
20	12.0008.3.416	AIR TUBE - J6B	1
21	15.3200.1.050	TAKE-UP LOWER THRD. ASSEMBLY	1
22**	15.3206.0.300	PIN 2x21	1
23	15.3207.0.800	LOWER THREAD GUIDE	1
24	15.1420.0.100	SCREW	2
25	23.2044.0.050	TENSION ASSEMBLY, LARGE	1
26**	12.0008.3.630	CYLINDER CUJB4-4S	1
27**	08.6000.7.016	SCREW M2,5-16	2
28**	12.0008.3.746	CONNECTOR	1
29	12.0008.3.416	AIR TUBE - J5A2	1
30**	12.0008.3.416	AIR TUBE - J5A1	1
31**	12.0008.3.736	CONNECTOR	1
32**	12.0008.3.416	AIR TUBE - J5A	1
33	17.0026.2.078	SPRING - CONCAL	1
34**	08.6032.3.016	SCREW M3-16	1
35**	08.6852.3.000	WASHER M3	1
36**	08.6733.3.000	NUT M3	1
37	15.3200.1.800	HOLDER	(1)
38	08.6032.3.005	SCREW M3-5	(2)
38**	08.6032.3.005	SCREW M3-5	(2)
39**	15.3202.0.800	LOWER THREAD GUIDE	(1)
40**	08.6802.3.000	SPRING WASHER M3	(2)
41	15.3204.0.400	TUBE GUIDE	(1)
42	15.3205.0.800	CLAMP	(2)
43	08.6852.5.000	WASHER 5,3	(2)
44	08.6032.5.010	SCREW M5-10	(2)
45	08.6802.5.000	SPRING WASHER M5	(2)
46	15.3217.0.100	THREAD GUIDE	(1)
47*	08.6712.3.000	NUT M3	(1)
48	12.0010.3.001	CYLINDER	(1)
49**	08.6002.3.030	SCREW M3-30	(2)

Released 03/2012

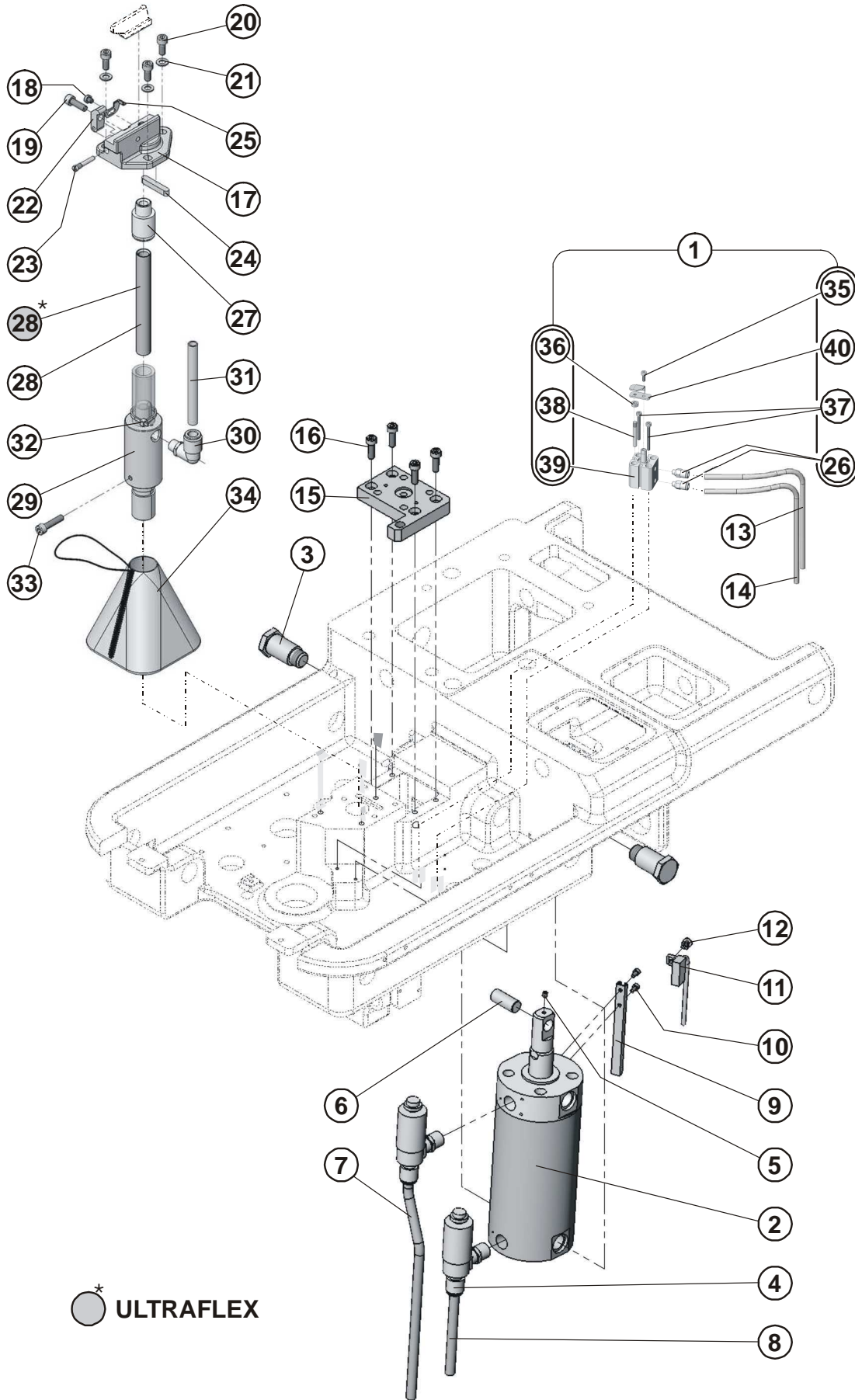
e-mail: service@amfreece.cz; parts@amfreece.cz; website: www.amfreece.com

Phone: +420 582 309 286; Fax: +420 582 360 606

TAKE-UP LOWER AND GIMP



TRIMMING AND CUTTING - BASE



* ULTRAFLEX

TRIMMING AND CUTTING - BASE

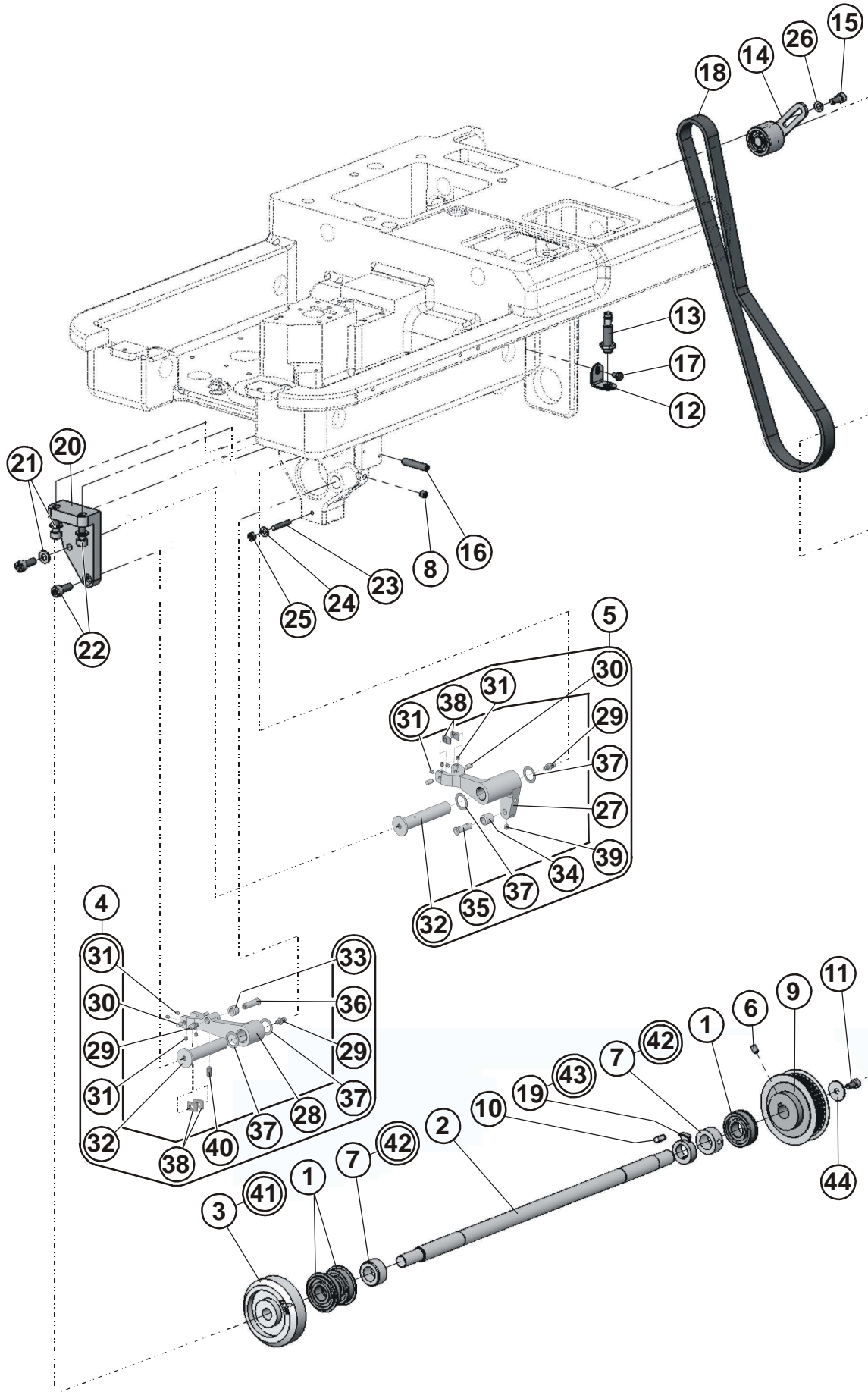
DET	PART NUMBER	DESCRIPTION	QTY.
01	15.3016.0.050	UPPER THREAD TRIMM - ASSEMBLY	1
02	15.7001.0.000	CYLINDER	1
03	19.0014.3.405	PIVOT	2
04	12.0008.3.820	EXHAUST SPEED CONTR.	2
05	08.6400.4.004	SCREW M4-4	1
06	15.5021.0.300	STUD	1
07	12.0008.3.431	AIR TUBING- J15B	1
08	12.0008.3.431	AIR TUBING- J15A	1
09	15.7002.0.000	LATH	1
10	08.6000.3.006	SCREW M3-6	2
11	12.0008.3.745	SENSOR	1
12	12.0008.3.747	SCREW	1
13	12.0008.3.431	AIR TUBING- J8A	1
14	12.0008.3.431	AIR TUBING- J8B	1
15	15.3008.0.600	MOTOR BRACKET	1
16	08.6000.5.016	SCREW M5-16	4
17	15.5015.0.700	CUTTING BLOCK	1
18	17.0012.0.571	SCREW	1
19	08.6000.5.016	SCREW M5-16	1
20	08.6000.5.012	SCREW M5-12	3
21	08.6850.5.000	WASHER 5,3	3
22	19.0063.6.445	KNIFE CLAMP	1
23	17.0013.1.415	SCREW	1
24	17.0021.1.073	KEY	1
25	15.5019.0.800	CLAMP	1
26	12.0008.3.409	CONNECTOR	(2)
27	12.0008.3.874	CONNECTOR	(1)
28	19.0094.2.418	AIR TUBING - SUCTION	1
28*	15.5024.0.992	AIR TUBING - SUCTION	1
29	19.0008.3.415	VACUUM UNIT	1
30	12.0008.3.754	CONNECTOR	1
31	12.0008.3.431	AIR TUBING- J16A1	1
32	12.0008.3.023	TY-WRAP	1
33	08.6000.5.022	SCREW M5-22	1
34	12.0008.6.977	BAG	1
35	08.6000.3.008	SCREW M3-8	(1)
36	08.6700.4.000	NUT	(1)
37	08.6000.3.030	SCREW M3-30	(2)
38	15.3025.0.300	GUIDE PIN	(1)
39	12.0008.3.816	CYLINDER	(1)
40	15.3016.0.800	CLEVIS ACTUATOR	(1)
*	ULTRAFLEX		

Released 03/2012

 e-mail: service@amfreece.cz; parts@amfreece.cz; website: www.amfreece.com

Phone: +420 582 309 286; Fax: +420 582 360 606

MAIN SHAFT - BASE



MAIN SHAFT - BASE

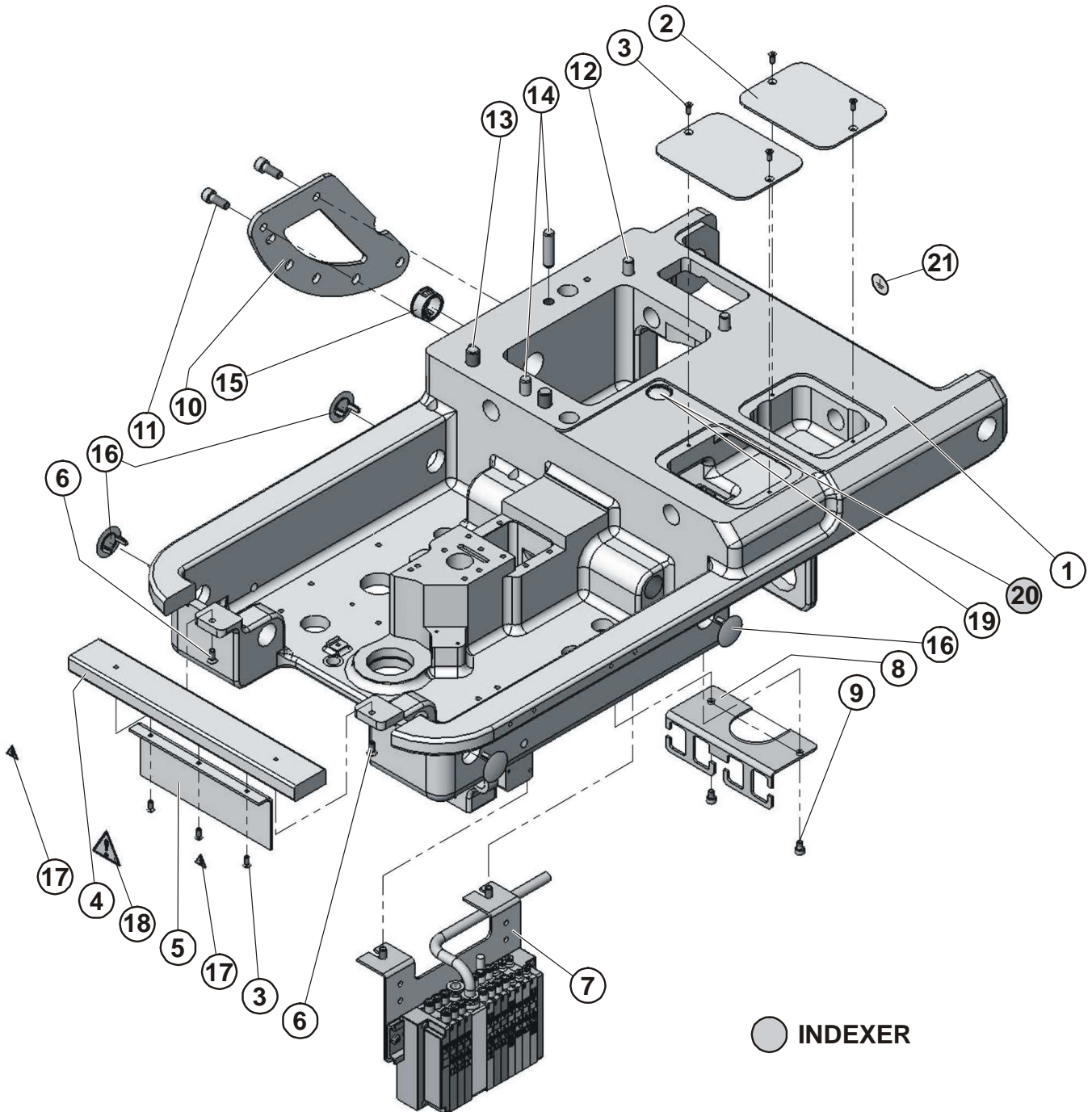
DET	PART NUMBER	DESCRIPTION	QTY.
01	01.7805.0.000	BEARING	3
02	15.4601.0.300	SHAFT	1
03	15.4602.1.400	STICH CAM	1
04	15.4605.0.050	LEVER SPREADER - ASSEMBLY	1
05	15.4606.0.050	LEVER LOOPER - ASSEMBLY	1
06	08.6400.5.008	SCREW M5-8	1
07	12.1050.0.001	CLAMP COLLAR 15	2
08	08.6400.6.006	SCREW M6-6	1
09	15.4604.0.500	MAIN SHAFT DRIVE PULLEY	1
10	12.4030.0.514	KEY 5e9x5x14	1
11	08.6000.5.010	SCREW M5-10	1
12	15.4615.0.800	SENSOR BRACKET	1
13	12.0010.4.093	SENSOR BQ 10	1
14	15.1128.0.050	TENSION PULLEY	1
15	08.6000.5.012	SCREW M5-10	1
16	08.6400.6.030	SSCREW M6-30	1
17	08.6310.4.006	SCREW M4-6	1
18	12.5050.2.028	BELT	1
19	15.4410.0.400	SENSOR RING	1
20	15.4614.0.600	BRACKET	1
21	08.6850.6.000	WASHER 6,4	3
22	08.6000.6.016	SCREW M6-16	4
23	08.6420.4.025	SCREW M4-25	1
24	08.6850.4.000	WASHER M4	1
25	08.6700.4.000	NUT M4	1
26	08.6850.5.000	WASHER 5,3	1
27	15.4606.0.600	LEVER LOOPER	(1)
28	15.4608.0.300	LEVER SPREADER	(1)
29	19.0044.1.623	NIPLE LUBRICATING M4	(1)+(2)
30	12.1010.2.027	PIN 4m6-8	(2)+(2)
31	08.6400.3.004	SCREW m3-4	(4)+(4)
32	15.4607.0.300	LEVER CAM STUD	(1)+(1)
33	15.4610.0.400	LOOPER ROLL 00	(1)
	Its Possible Order		
	15.4611.0.400	ROLL 05	
	15.4612.0.400	ROLL 10	
	15.4613.0.400	ROLL 15	
34	15.4616.0.400	LOOPER ROLL 00	(1)
	Its Possible Order		
	15.4617.0.400	LOOPER ROLL 05	
	15.4618.0.400	LOOPER ROLL 10	
	15.4619.0.400	LOOPER ROLL 15	
35	15.4609.0.300	LOOPER LEVER STUD	(1)
36	15.4608.0.300	SPREADER LEVER STUD	(1)
37	17.0019.0.602	WASHER	(2)+(2)
38	15.4543.0.600	SLIDE BLOCK	(2)+(2)
39	08.6400.4.005	SCREW	(1)
40	08.6400.5.008	SCREW	(1)
41	08.6000.5.016	SCREW M5-16	(1)
42	08.6400.6.006	SCREW M6-6	(1)+(1)
43	08.6400.5.305	SCREW M5-5	(1)
44	15.1146.0.800	WASHER	1

Released 03/2012

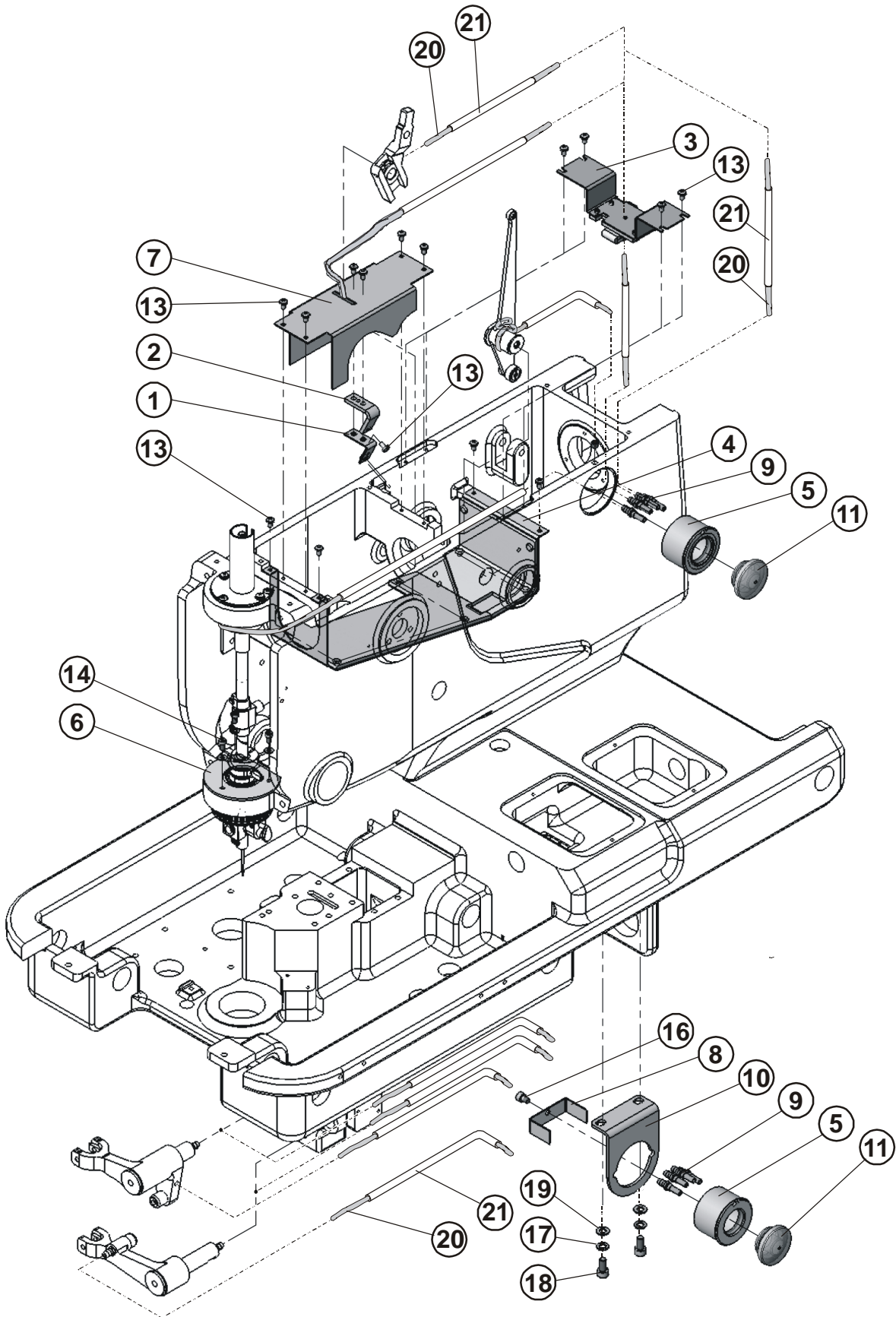
e-mail: service@amfreece.cz; parts@amfreece.cz; website: www.amfreece.com

Phone: +420 582 309 286; Fax: +420 582 360 606

COVERS BASE



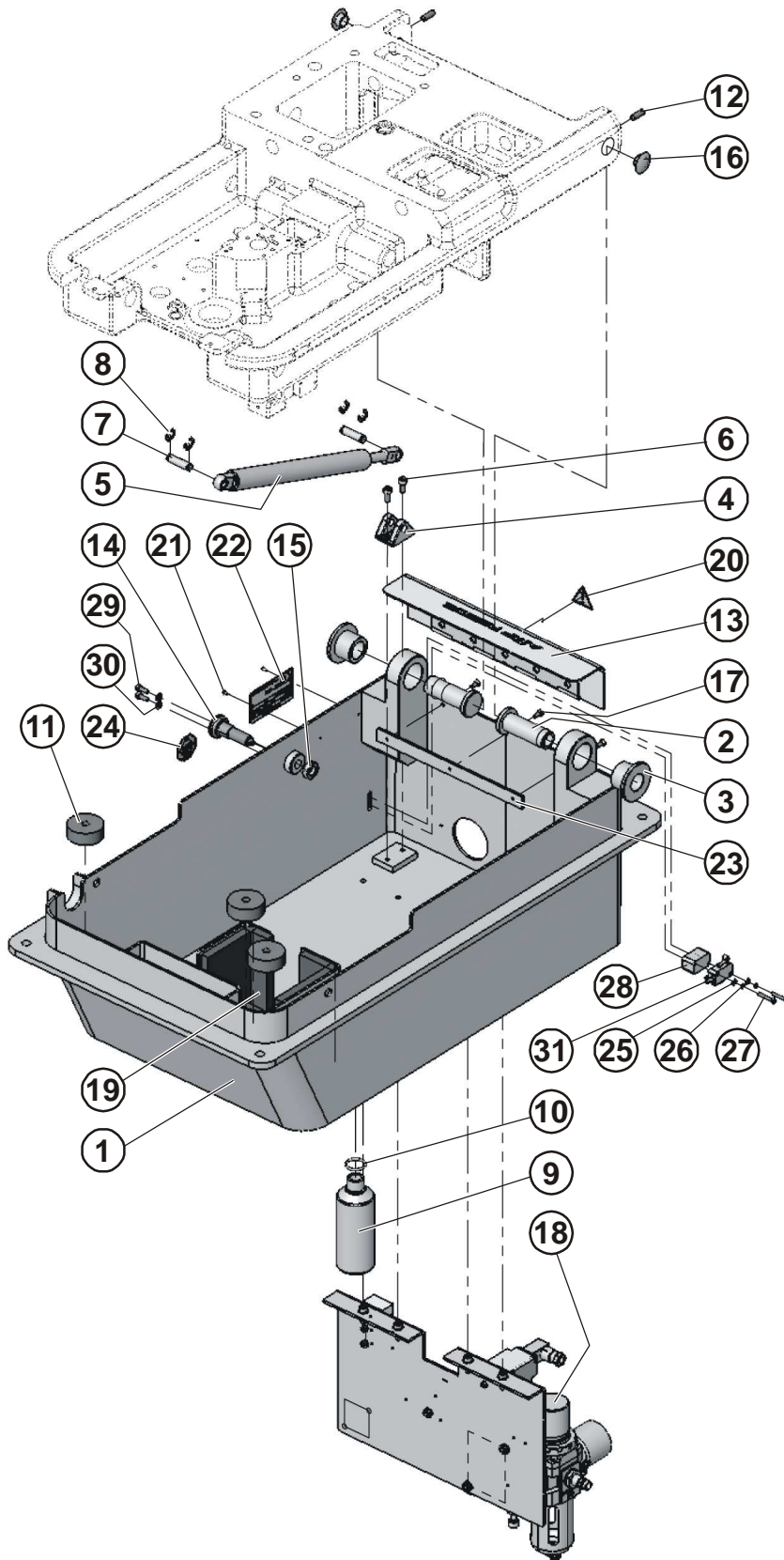
LUBRICATION



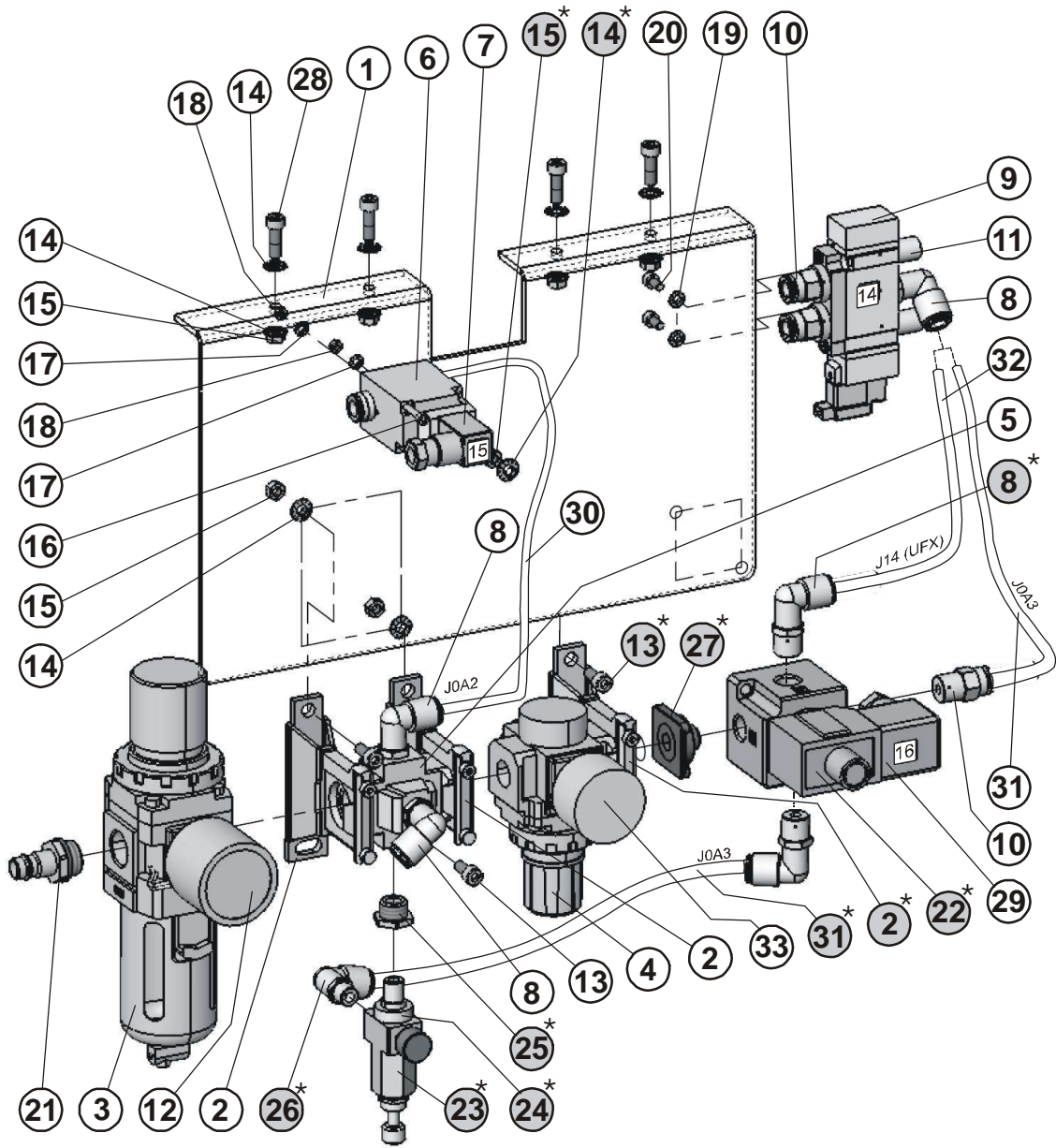
LUBRICATION

DET	PART NUMBER	DESCRIPTION	QTY.
01	15.1103.0.800	BRACKET	1
02	15.1104.0.991	FELT	1
03	15.1124.0.050	FELT HOLDER	1
04	15.1125.0.050	FELT HOLDER	1
05	15.1130.0.400	OIL GAUGE RESERVOIR	2
06	15.1131.0.991	FELT	1
07	15.1136.0.800	GEAR COVER	1
08	15.3039.0.800	HOLDER	1
09	22.0229.0.000	STRAIGHT FITTING	8
10	12.0008.3.844	BRACKET	1
11	17.0095.1.329	OIL INDICATOR	2
12	08.6400.5.005	SCREW M5-5	1
13	15.1422.0.100	SCREW M3-5	15
14	08.6000.3.006	SCREW M3-6	3
15	08.6850.3.000	WASHER 3,2	3
16	08.6000.4.006	SCREW M4-6	1
17	08.6800.5.000	SPRING WASHER M5	2
18	08.6000.5.010	SCREW M5-10	2
19	08.6850.5.000	WASHER 5,3	2
20	19.0094.2.412	OIL TUBE	
21	19.0094.5.412	WICK	

CASE - ASSEMBLY

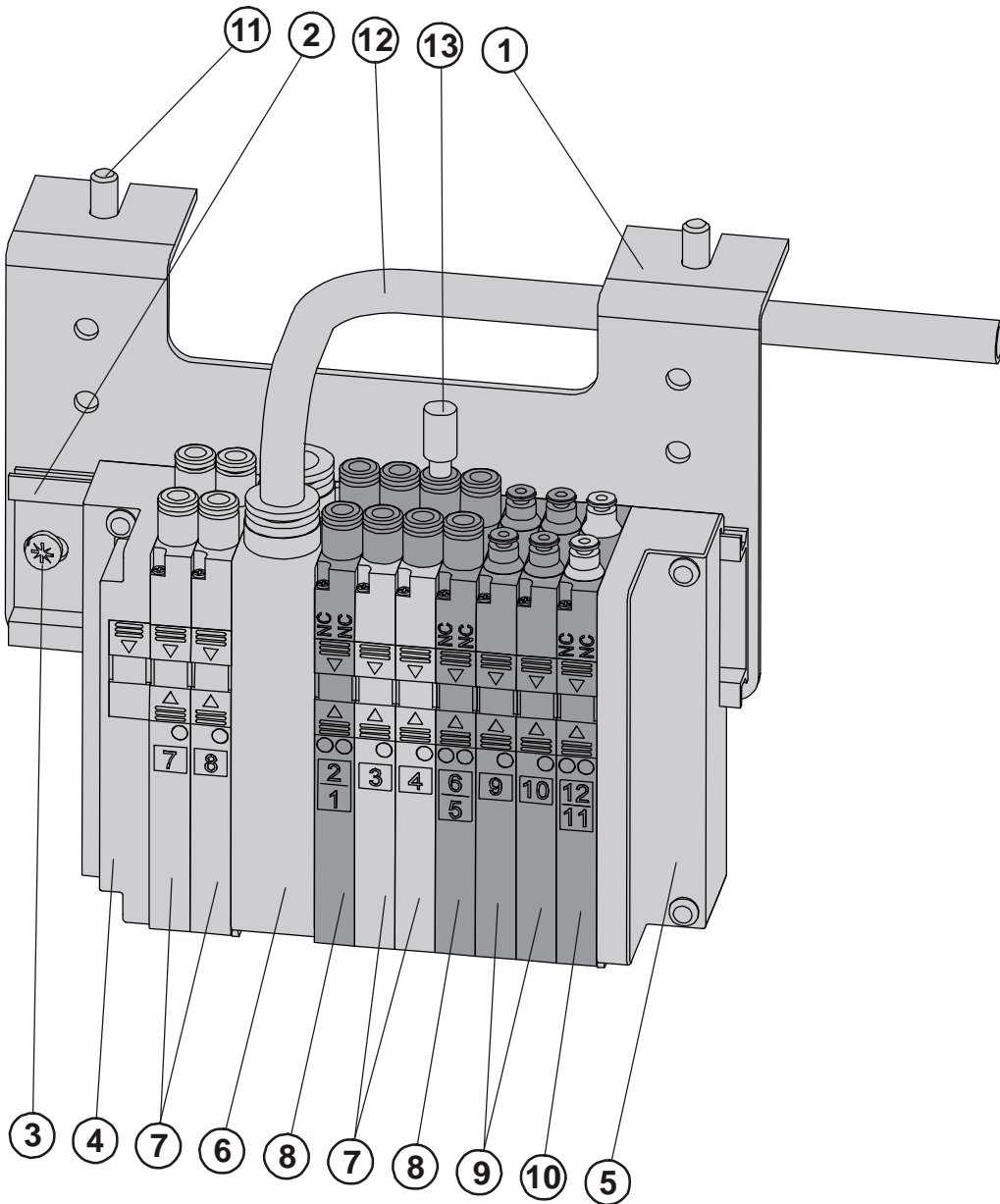


FILTER REGULATOR - ASSEMBLY




 **ULTRAFLEX**

VALVE BLOCK



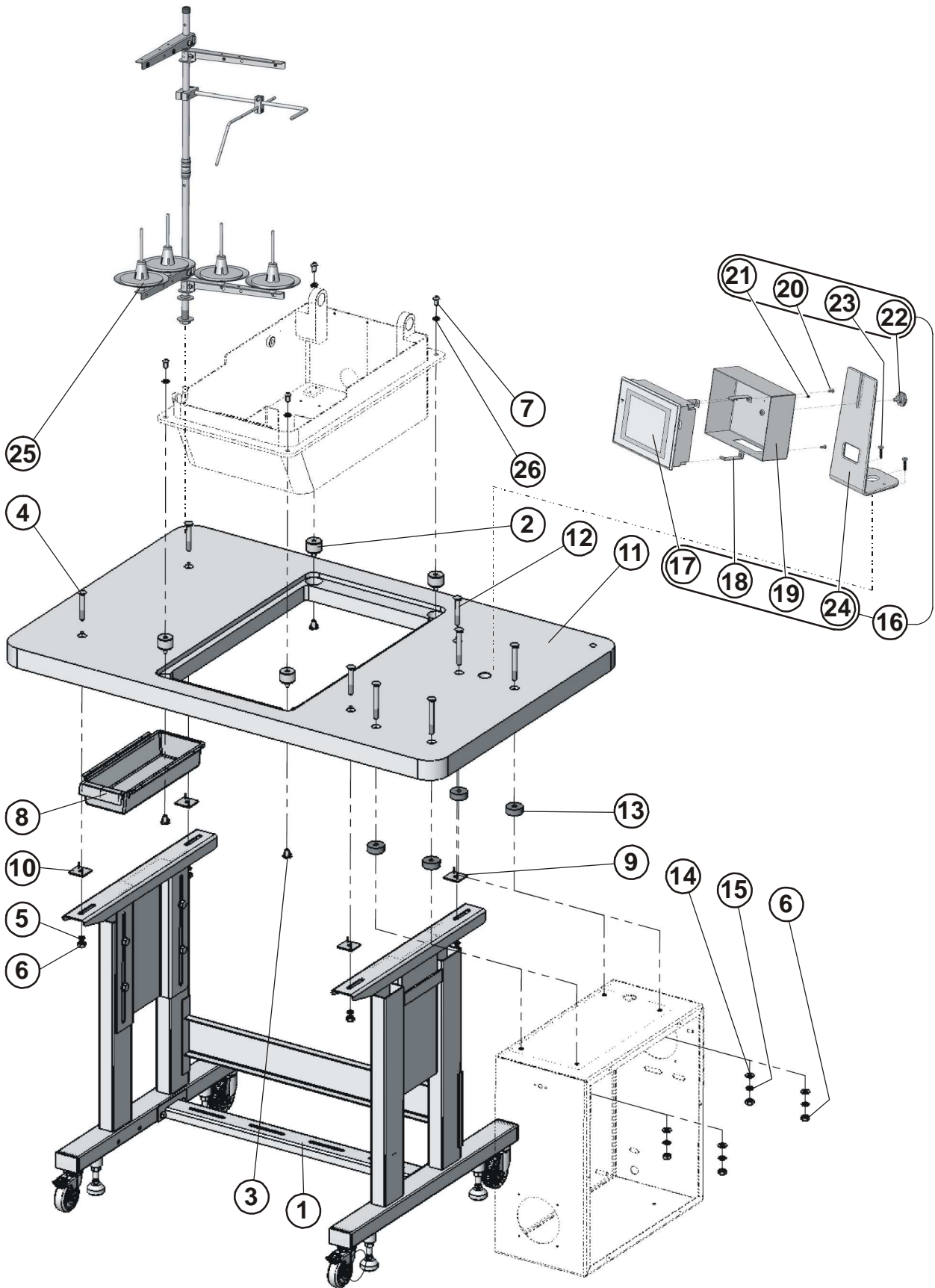
ELECTROBOX



○* **ULTRAFLEX**

○** **INDEXER**

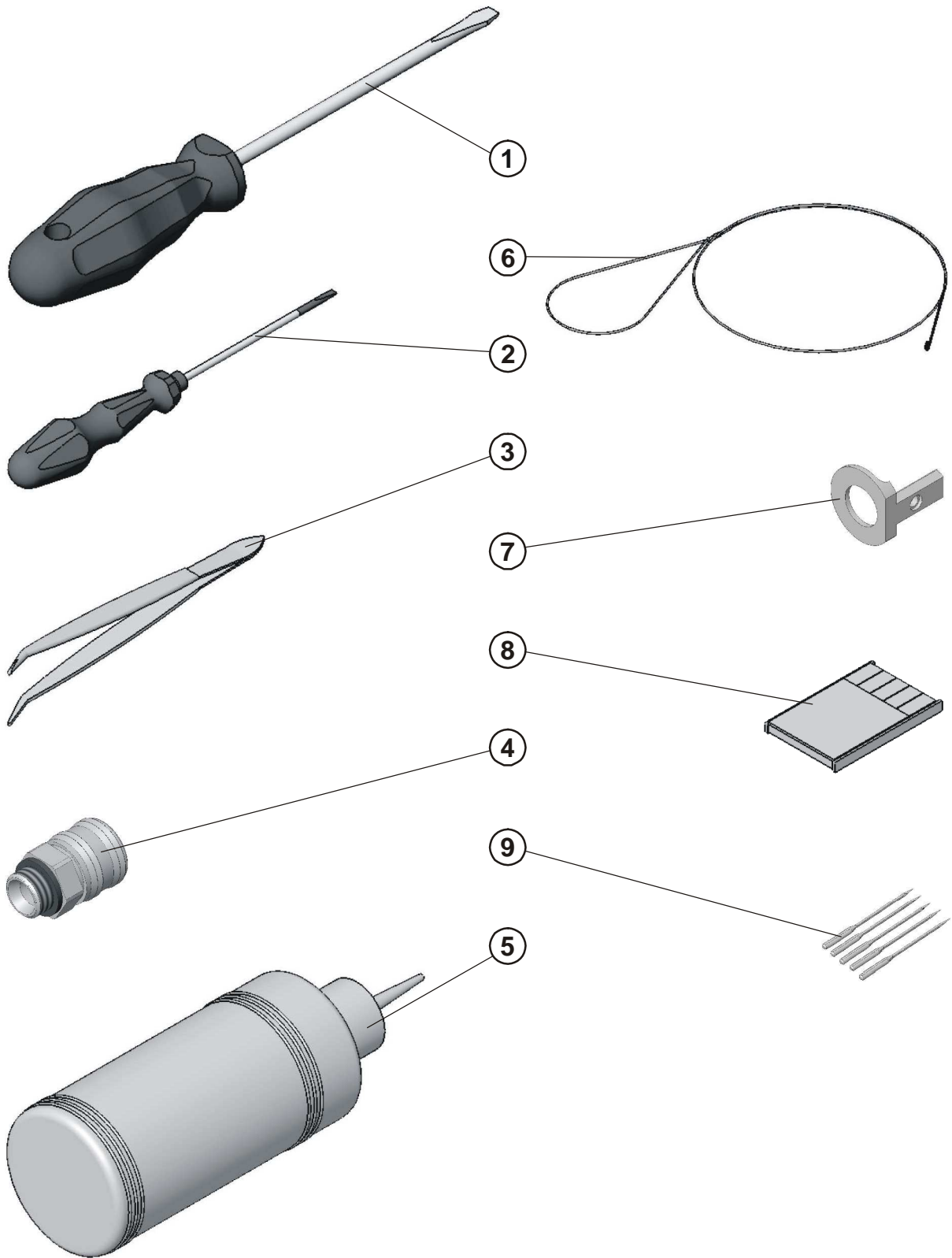
EMBEDDED ASSEMBLY + PANEL KIT OMRON



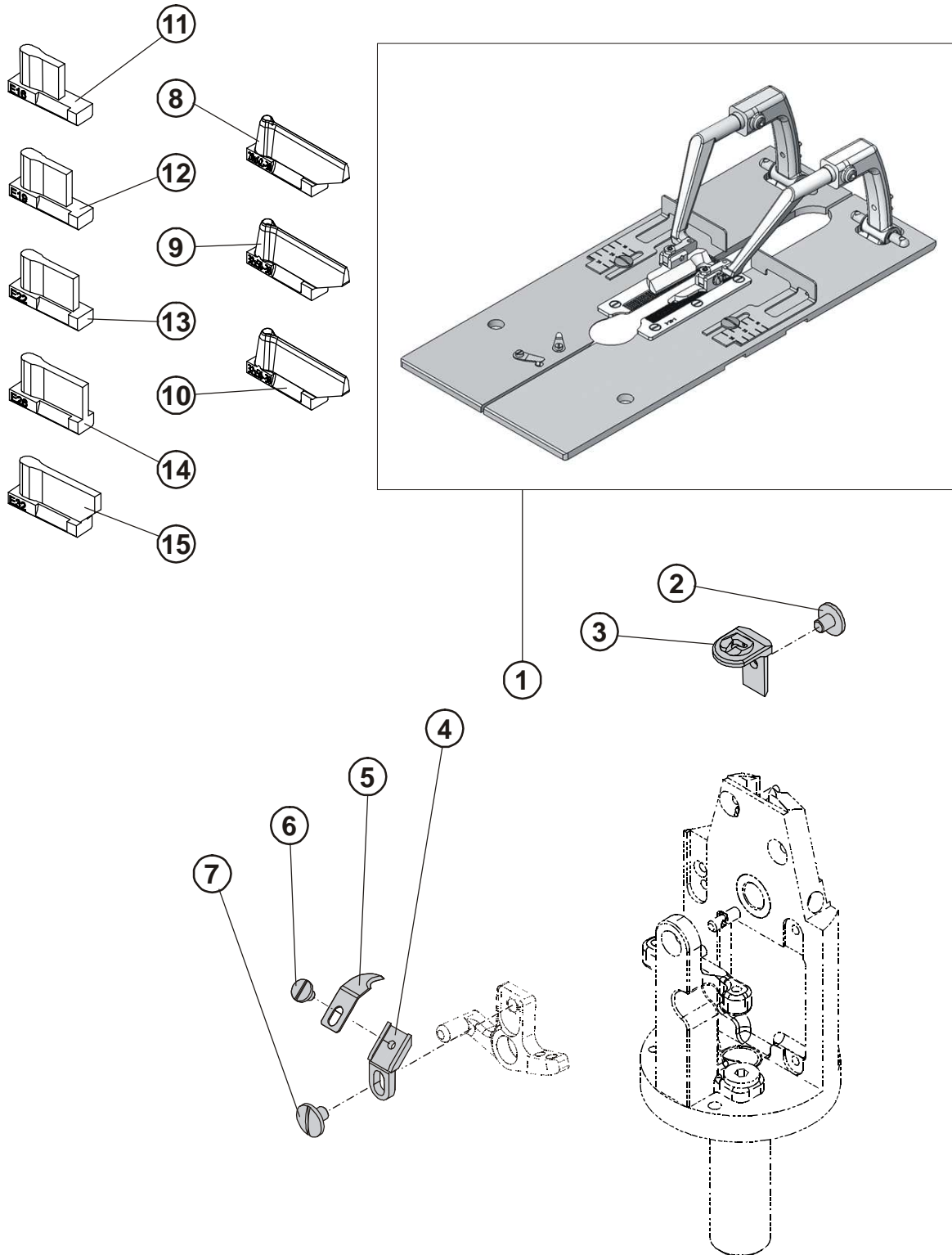
EMBEDDED ASSEMBLY + PANEL KIT OMRON

DET	PART NUMBER	DESCRIPTION	QTY.
01	04.9015.0.000	FRAME KIT	1
02	24.0084.0.000	UNIVERSAL TABLE SILENTBLOCK	4
03	08.6742.8.000	NUT M8	4
04	08.6562.0.070	SCREW M10-70	4
05	08.6852.0.000	WASHER 10,5	4
06	08.6702.0.000	NUT M10	8
07	08.6202.8.016	SCREW M8-16	4
08	12.0008.6.901	BOX	1
09	17.0094.0.200	WASHER	4
10	12.4010.0.004	NAIL 1,6-20	8
11	04.9015.0.900	TABLE TOP	1
12	08.6562.0.090	SCREW M10-90	4
13	15.6005.0.990	SHOCK MOUNT	4
14	08.6852.0.000	WASHER 10,5	4
15	08.6802.0.000	SPRING WASHER M10	8
16	15.6002.0.050	PANEL KIT - OMRON	1
17	12.0010.4.146	DISPLAY	(1)
18	24.0168.0.000	DISPLAY HOLDER - OMRON	(3)
19	24.0169.0.000	PANEL COVER - OMRON	(1)
20	15.1426.0.100	SCREW M4-10	(3)
21	08.6662.3.006	SCREW	(1)
22	19.0014.7.003	SCREW - PANEL	(1)
23	08.6663.5.025	SCREW 4,8-25	(2)
24	15.6002.0.800	DISPLAY STAND TABLE	(1)
25	12.9900.9.000	THREAD STAND - ASSEMBLY - 4-THREAD	1
26	08.6852.8.000	WASHER M8	4

STANDARD ACCESSORIES



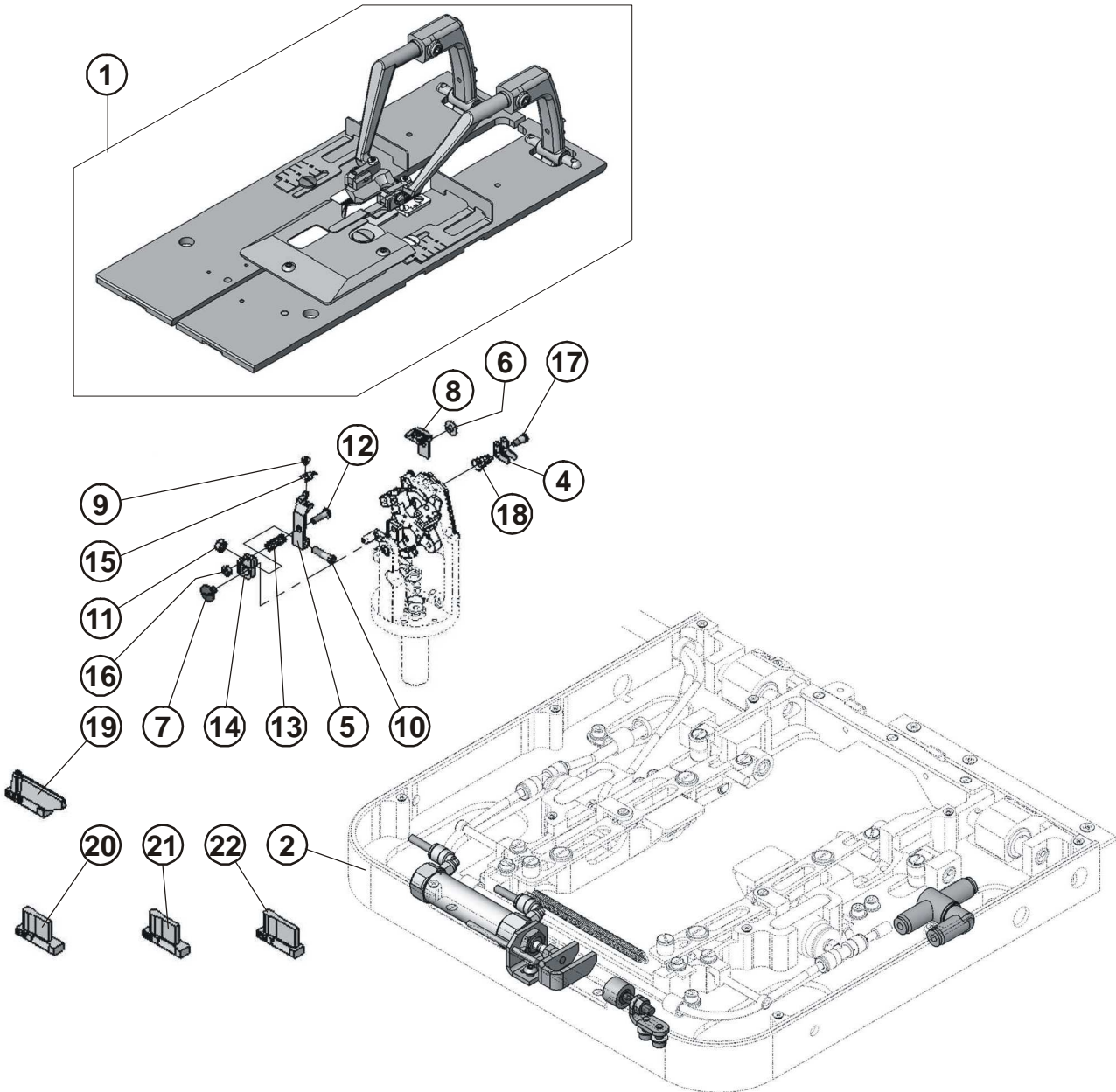
VERSION AF ES-505



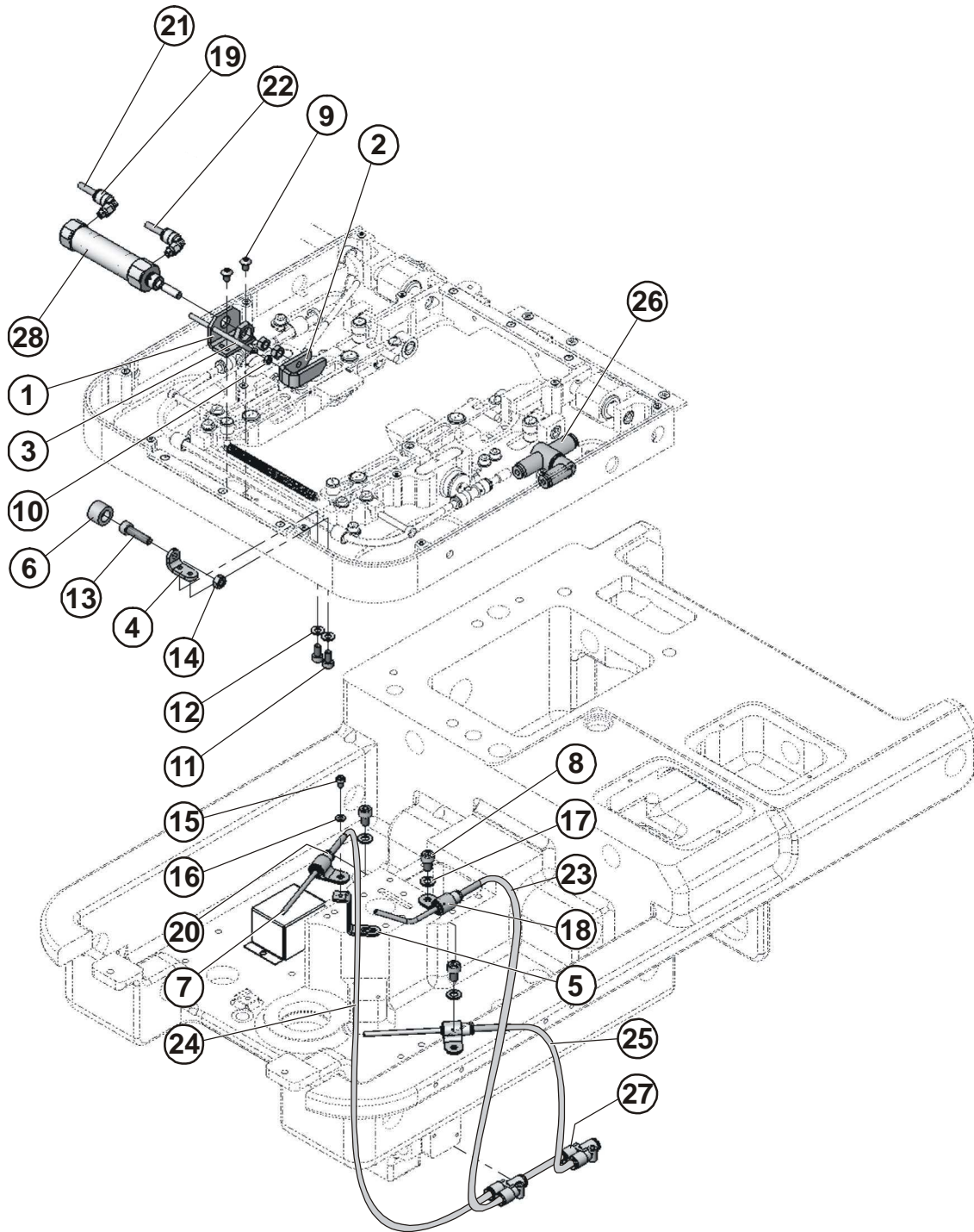
AF - CLAMPING ASSEMBLY

DET	PART NUMBER	DESCRIPTION	QTY.
01	15.2500.0.050	AF - CLAMPING - ASSEMBLY	1
02	15.2501.0.050	AF - CLAMPING L.H. - ASSEMBLY	(1)
03	15.2502.0.050	AF - CLAMPING R.H.- ASSEMBLY	(1)
04	15.2501.0.800	PLATE LEFT - ASSEMBLY	((1))
05	15.2502.0.800	PLATE RIGHT - ASSEMBLY	((1))
06	19.0082.6.421	L.H. CLOTH GAUGE	((1))
07	19.0082.6.422	R.H. CLOTH GAUGE	((1))
08	15.2504.0.700	CLAMP ARM BASE	((1)+(1))
09	15.2505.0.700	L.H. CLAMP ARM	((1))
10	15.2506.0.700	R.H. CLAMP ARM	((1))
11	17.0066.7.421	CLAMP FOOT LEFT	(1)
12	17.0066.7.420	CLAMP FOOT RIGHT	(1)
13	15.2503.0.300	CLAMP ARM STUD	((1)+(1))
14	12.1045.0.005	LOCK WASHER	((2)+(2))
15	08.6050.4.006	SCREW M4X6	((2)+(2))
16	15.2023.0.300	SCREW	((1)+(1))
17	03.7050.0.001	CLAMP MAT L.H.	((1))
18	03.7050.0.002	CLAMP MAT R.H.	((1))
19	17.0087.0.169	KNIFE	((1)+(1))
20	17.0082.5.884	CLIP	((1))
21	15.1430.0.100	SCREVV	((2))
22	17.0019.2.066	WASHER	((1)+(1))
23	17.0019.5.040	WASHER	((1)+(1))
24	17.0013.5.067	SCREW	((1)+(1))
25	08.6402.3.010	SCREW M3-10	((1)+(1))
26	08.6712.3.000	NUT M3	((1)+(1))
27	17.0012.4.106	SCREW M4	((1)+(1))
28	08.6402.6.006	SCREW M6-6	((1)+(1))
29	15.1431.0.100	SCREW M3-4	((3)+(3))

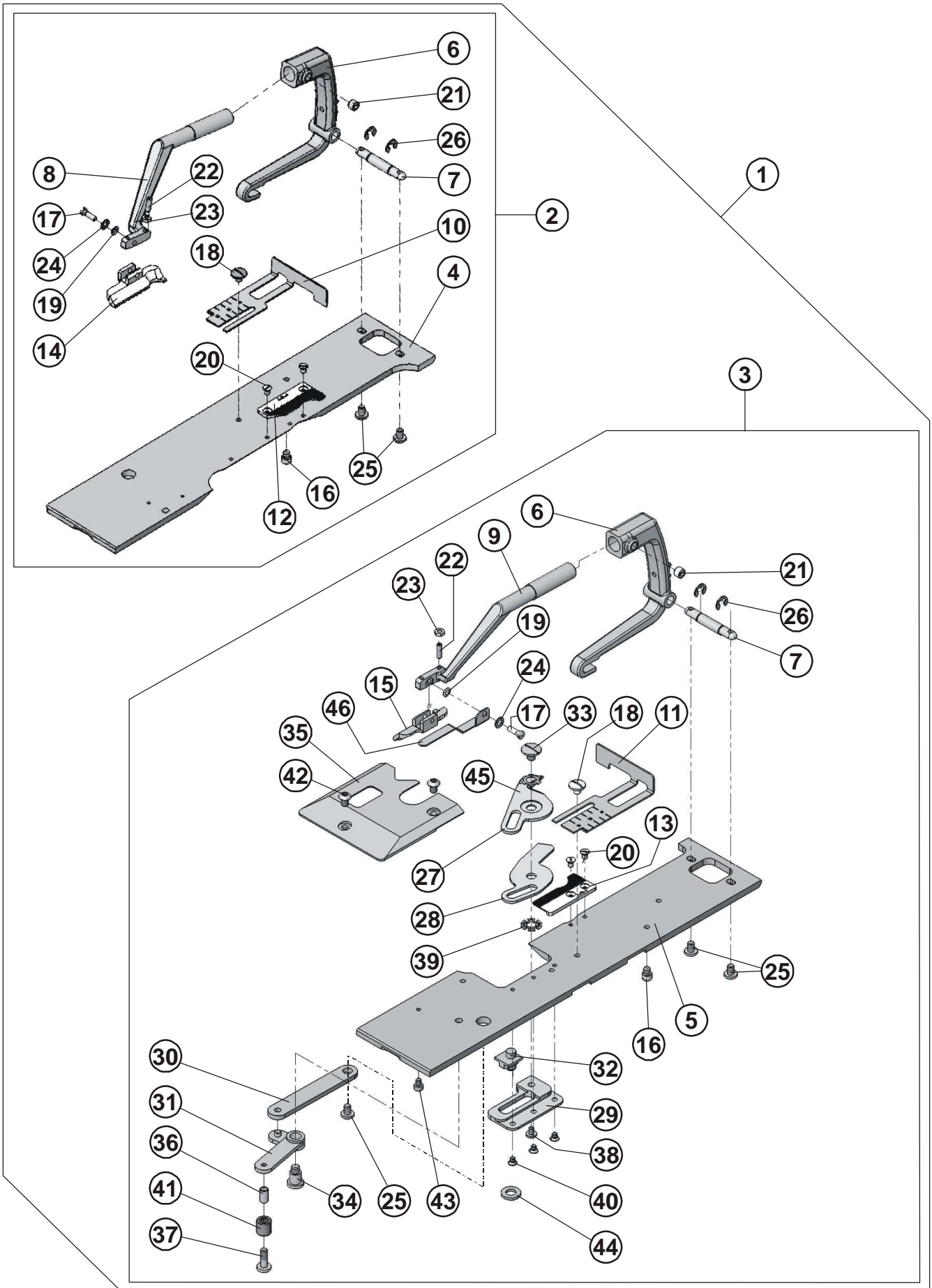
VERSION CT ES 505



CT - ASSMEBLY



CT - CLAMPING - ASSEMBLY



CT - CLAMPING - ASSEMBLY

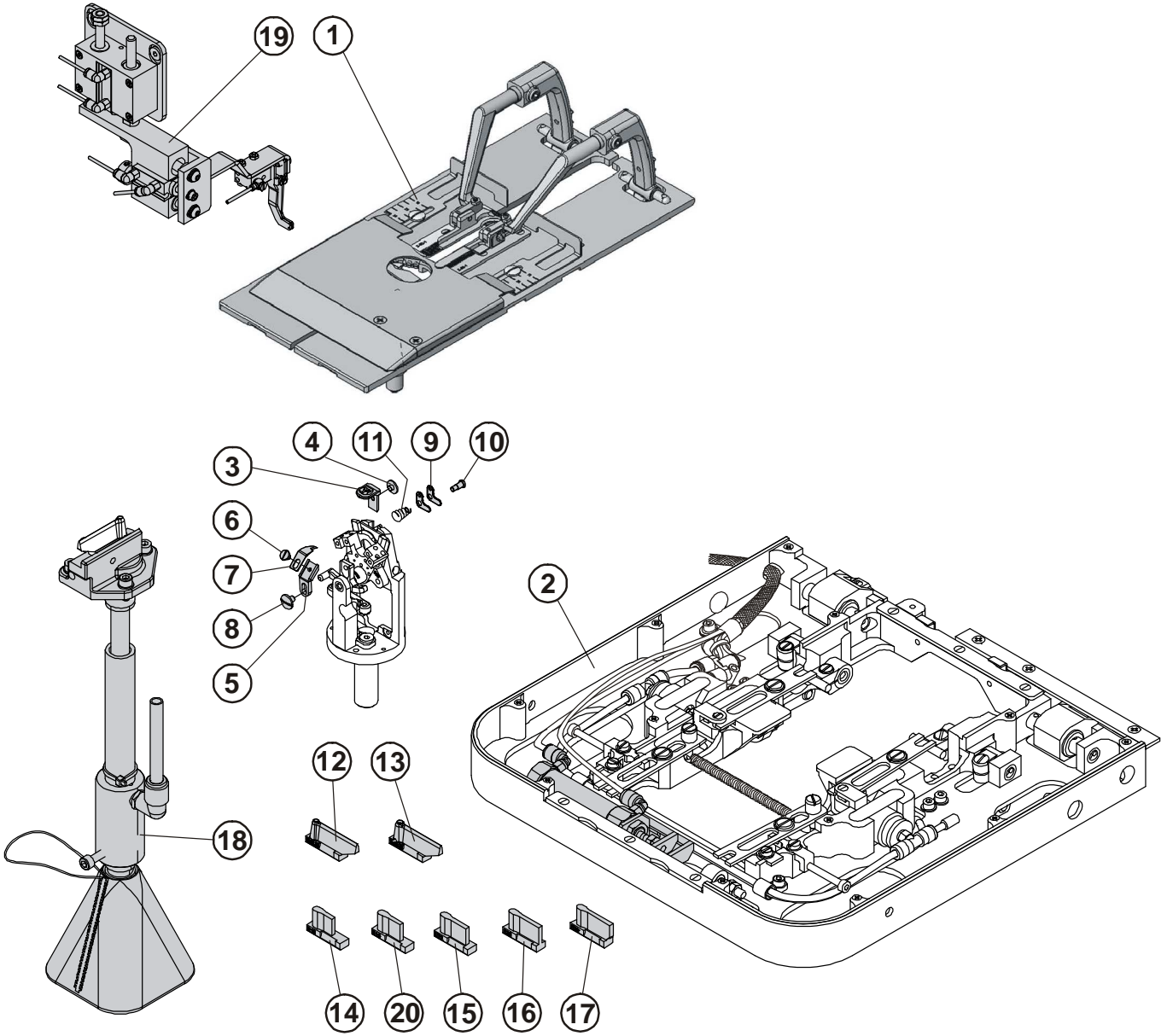
DET	PART NUMBER	DESCRIPTION	QTY.
01		CT - CLAMPING - ASSEMBLY	1
02	SEE PAGE 3-83	CT - CLAMPING L.H.	(1)
03	SEE PAGE 3-83	CT - CLAMPING R.H.	(1)
04	15.2501.0.800	PLATE LEFT - AF	((1))
5	15.2602.0.800	PLATE RIGHT - CT	((1))
06	15.2504.0.700	CLAMP ARM BASE	((1)+(1))
07	15.2503.0.300	CLAMP ARM STUD	((1)+(1))
08	15.2505.0.700	L.H. CLAMP ARM	((1))
09	15.2506.0.700	R.H. CLAMP ARM	((1))
10	19.0082.6.421	L.H. CLOTH GAUGE	((1))
11	19.0082.6.422	R.H. CLOTH GAUGE	((1))
12	03.7050.0.003	CLAMP MAT L.H.	((1))
13	03.7050.0.006	CLAMP MAT R.H.	((1))
14	SEE PAGE 3-83	CLAMP FOOT LEFT	((1))
15	SEE PAGE 3-83	CLAMP FOOT RIGHT	((1))
16	15.2023.0.300	SCREW	((1)+(1))
17	17.0013.5.067	SCREW	((1)+(1))
18	17.0012.4.106	SCREW M4	((1)+(1))
19	17.0019.2.066	WASHER	((1)+(1))
20	15.1431.0.100	SCREW M3-4	((2)+(2))
21	08.6412.6.005	SCREW M6-5	((1)+(1))
22	08.6412.3.010	SCREW M3-10	((1)+(1))
23	08.6712.3.000	NUT M3	((1)+(1))
24	08.6832.3.000	WASHER 3	((1)+(1))
25	08.6050.4.006	SCREW M4-6	((2)+(5))
26	12.1045.0.004	REATINING RING 4	((2)+(2))
27	15.2603.0.800	UPPER SHEAR - CT	(1)
28	15.2604.0.800	LOWER SHEAR - CT	(1)
29	15.2605.0.600	HOLDER KNIFES	(1)
30	15.2607.0.800	ROD (14 - 26)	(1)
30*	15.2623.0.800	ROD (22 - 35)	(1)
31	15.2608.0.600	TRIMMING LEVER CT	(1)
32	15.2606.0.600	RIDER	(1)
33	15.2609.0.100	SCREW	(1)
34	15.2610.0.100	SCREW	(1)
35	15.2611.0.600	COVER CT	(1)
36	19.0041.1.400	BUSHING	(1)
37	17.0012.1.142	SCREW	(1)
38	17.0012.0.605	SCREW	(1)
39	01.5062.0.000	WASHER-SPRING	(1)
40	08.6112.3.005	SCREW M3-5	(3)
41	12.2050.1.005	BEARING	(1)
42	08.6200.4.006	SCREW M4-6	(2)
43	08.6000.3.004	SCREW M3-4	(1)
44	08.6850.6.000	WASHER 6,4	(1)
45	19.0019.6.402	WASHER 6	(1)
46	19.0082.3.439	HOLDER CLOTH	(1)
47	17.0019.0.680	WASHER	(1)

Released 03/2012

e-mail: service@amfreece.cz; parts@amfreece.cz; website: www.amfreece.com

Phone: +420 582 309 286; Fax: +420 582 360 606

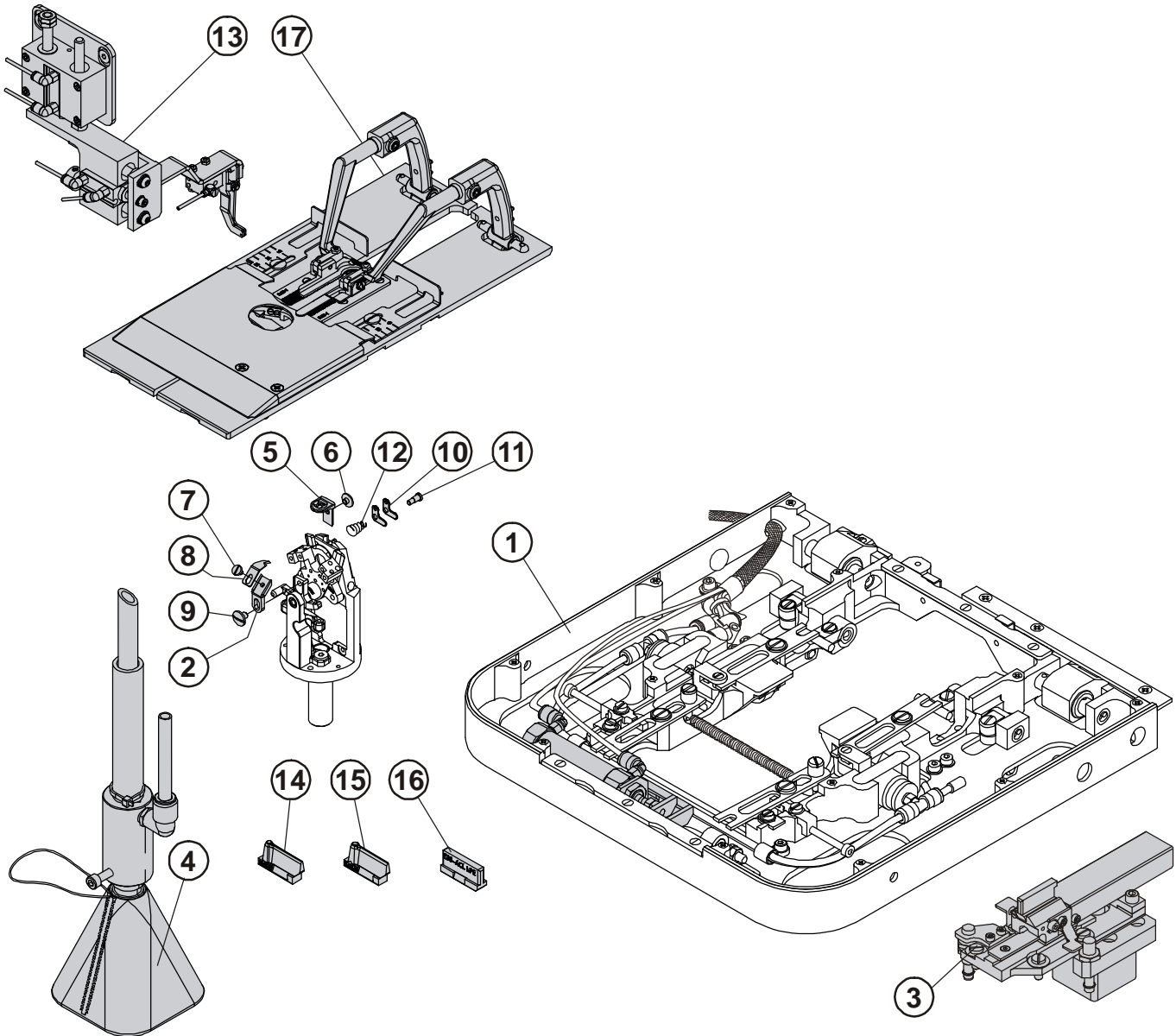
VERSION LTT



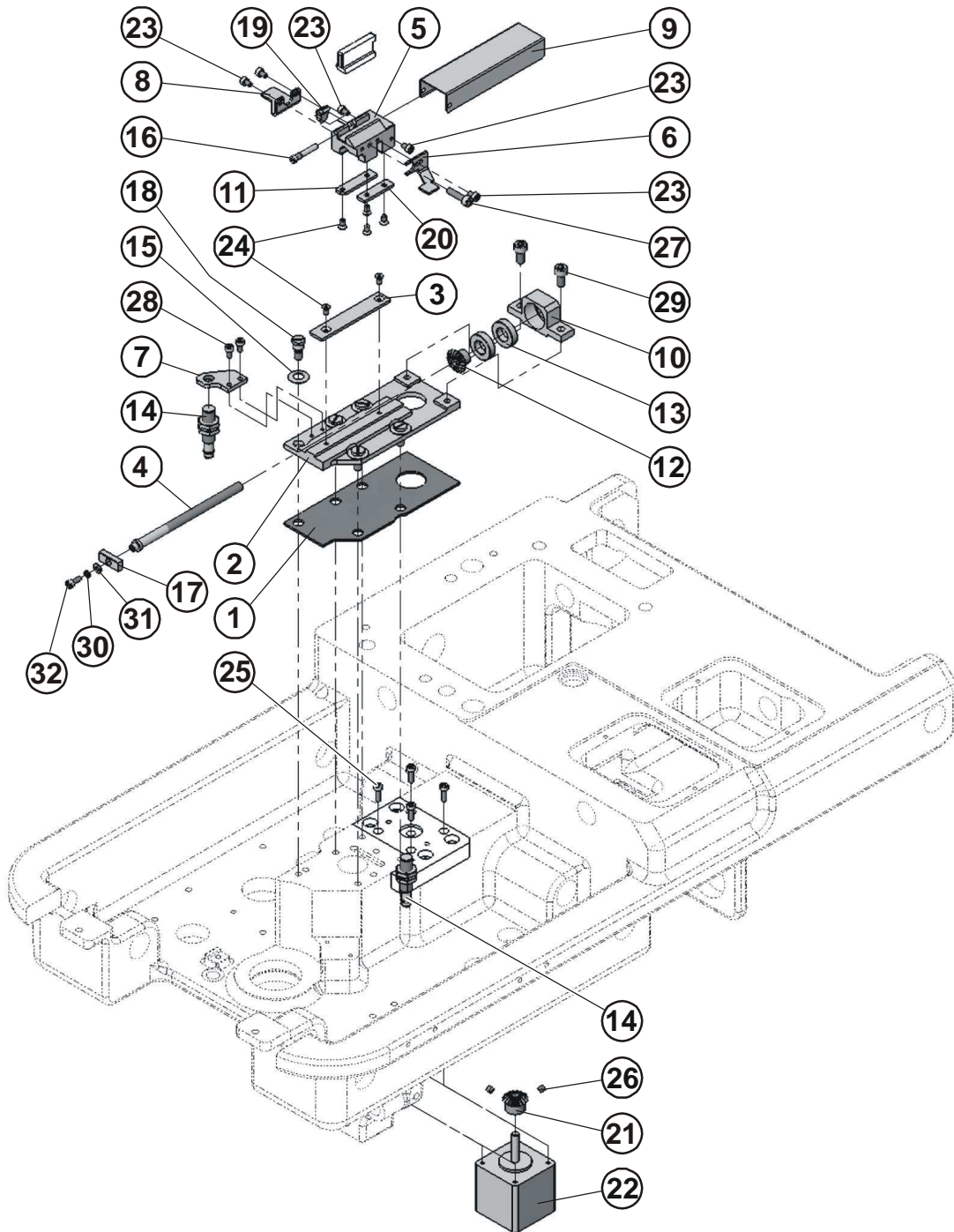
VERSION LTT

DET	PART NUMBER	DESCRIPTION	QTY.
01	15.2700.1.050	LTT-CLAMPING ASSEMBLY	1
02	15.2700.0.051	LTT - ASSEMBLY	1
03	03.7020.0.317	THROAT PLATE	1
04	01.2056.1.000	SCREW-FULL THREADER	1
05	15.4516.0.800	KNIFE BRACKET	1
06	17.0012.0.605	SCREW	1
07	17.0087.0.204	KNIFE	1
08	17.0012.4.106	SCREW M4	1
09	15.4524.0.800	TENSION DISC	2
10	17.0013.1.259	SCREW	1
11	17.0026.2.020	SPRING	1
12	03.7032.0.038	KNIFE 28x42-38	1
13	03.7035.0.038	KNIFE 34x42-38	1
14	03.7040.0.016	CUTTING STEEL 16	1
15	03.7040.0.022	CUTTING STEEL 22	1
16	03.7040.0.026	CUTTING STEEL 26	1
17	03.7040.0.029	CUTTING STEEL 29	1
18	15.5015.0.050	CUTTING ASSY.-BASE	1
19	03.5515.0.009	ES-505 THREAD CATCHER	1
20	03.7040.0.019	CUTTING STEEL 19	1

VERSION LTT + ULTRAFLEX



ULTRAFLEX - ASSEMBLY



ULTRAFLEX - ASSEMBLY

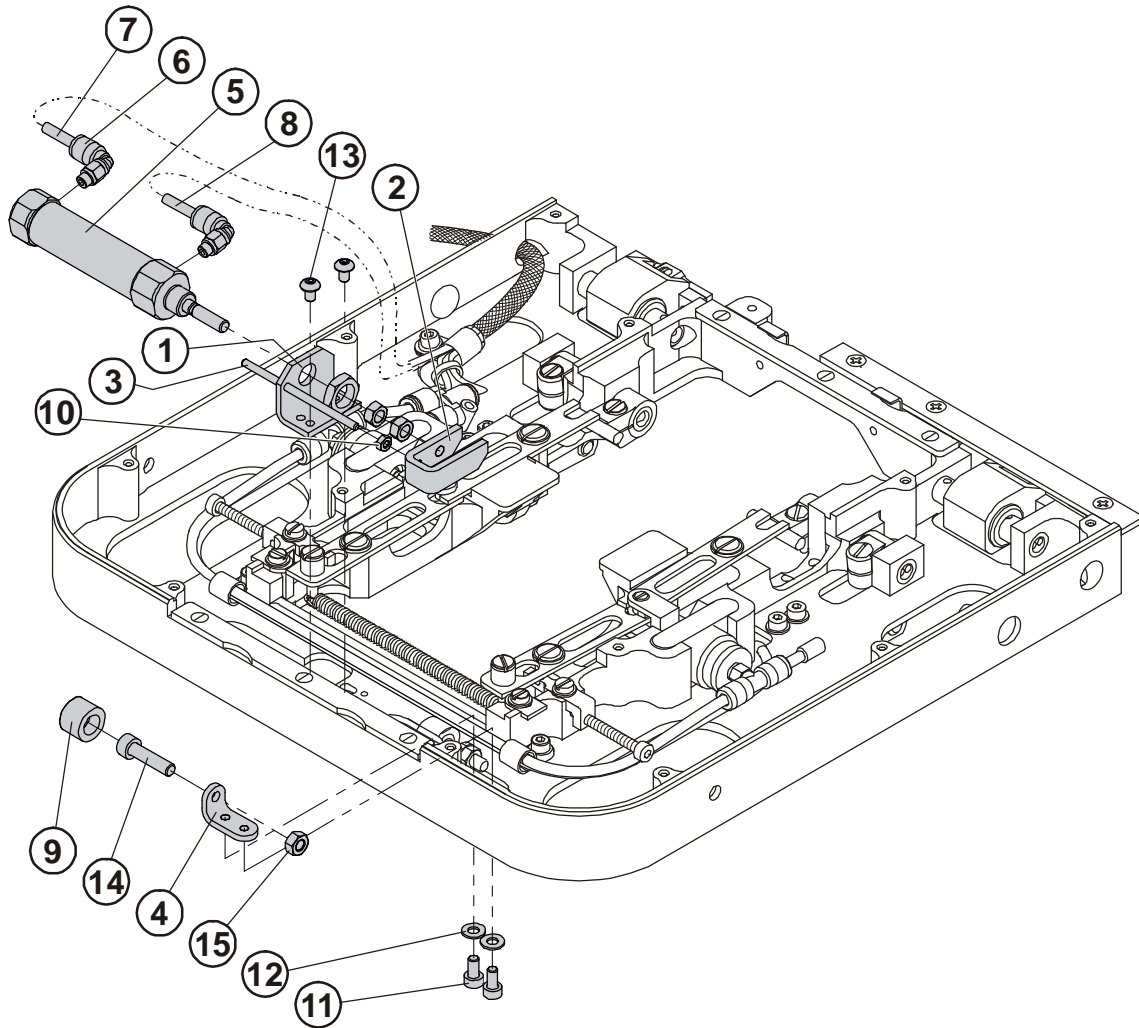
DET	PART NUMBER	DESCRIPTION	QTY.
01	15.5201.1.990	RUBBER WASHER ULTRAFLEX	1
02	15.5202.1.600	GUIDE ULTRAFLEX	1
03	15.5204.0.800	SHIM	1
04	15.5205.1.300	ENDLESS SCREW	1
05	15.5206.1.600	HOLDER ULTRAFLEX	1
06	15.5207.1.800	SENSOR PLATE ULTRAFLEX	1
07	15.5211.0.800	SENZOR HOLDER	1
08	15.5212.0.800	SENSOR PLATE	1
09	15.5213.0.800	COVER	1
10	15.5214.0.600	BEARING FLANGE	1
11	15.5215.0.800	GUIDE PLATE LEFT	1
12	15.5216.0.500	GEAR	1
13	01.7622.0.000	BEARING	2
14	12.0010.4.093	SENSOR BQ 10	2
15	12.3015.7.016	DISC SPRINGS 14x7,2x0,5	5
16	17.0013.1.415	SCREW	1
17	19.0016.3.410	NUT	1
18	19.0033.2.403	STUD 6.9/M5-5.5/8.8	5
19	19.0063.6.447	CLAMP ACL	1
20	19.0081.4.454	GUIDE PLATE RIGHT	1
21	22.0353.0.000	GEAR	1
22	06.1500.0.040	STEPPER MOTOR ULTRAFLEX - ASSEMBLY	1
23	08.6000.3.005	SCREW M3-5	5
24	08.6100.3.006	SCREW M3-6	6
25	08.6000.3.010	SCREW M3-10	4
26	08.6400.4.004	SCREW M4-4	2
27	08.6000.4.016	SCREW M4-16	1
28	08.6000.3.006	SCREW M3-6	2
29	08.6000.5.010	SCREW M5-10	2
30	08.6800.3.000	WASHER 3	1
31	08.6850.3.000	WASHER 3,2	1
32	08.6000.3.008	SCREW M3-8	1

Released 04/2012

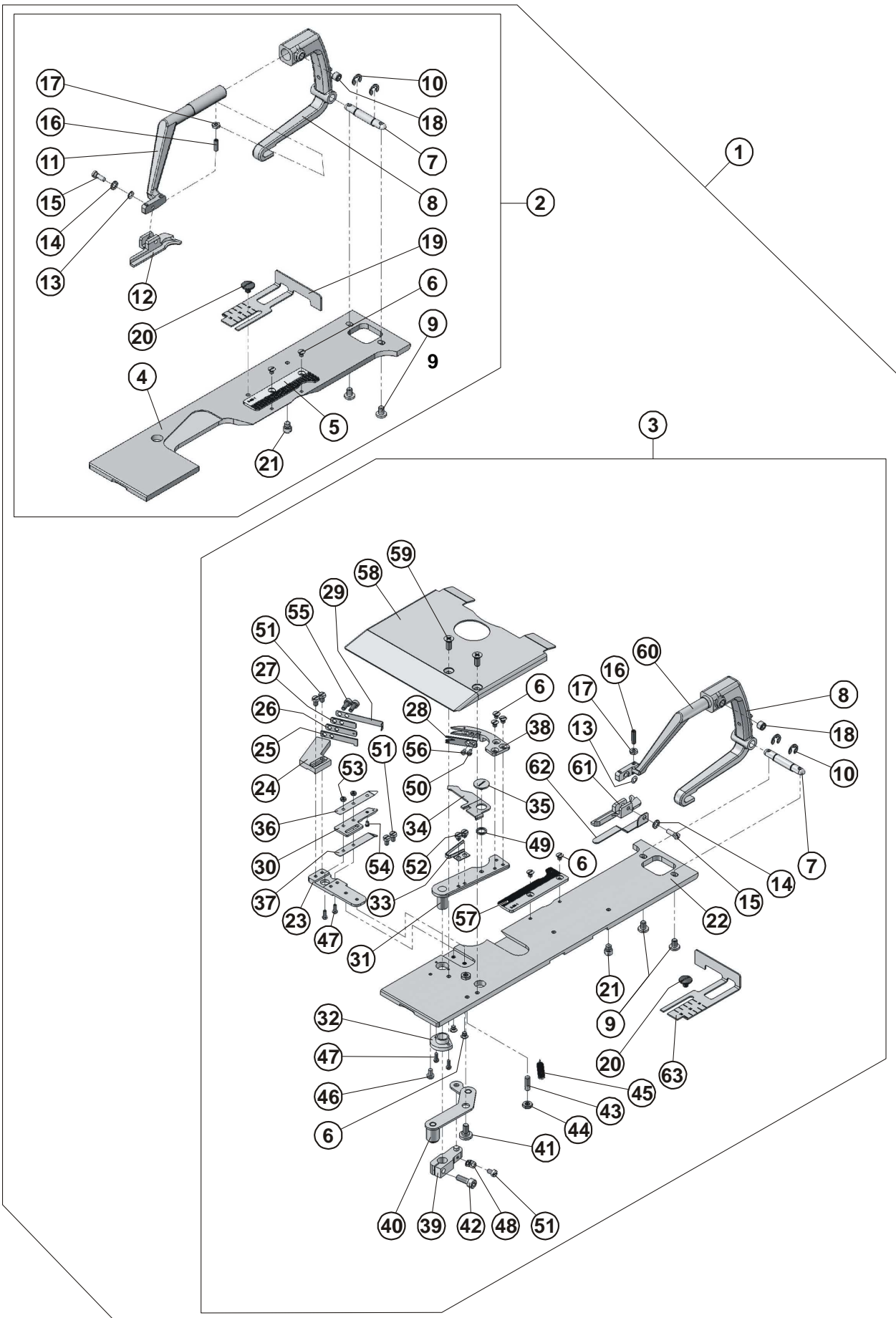
e-mail: service@amfreece.cz; parts@amfreece.cz; website: www.amfreece.com

Phone: +420 582 309 286; Fax: +420 582 360 606

LTT - ASSEMBLY



LTT + ULTRAFLEX - CLAMPING



LTT + ULTRAFLEX - CLAMPING

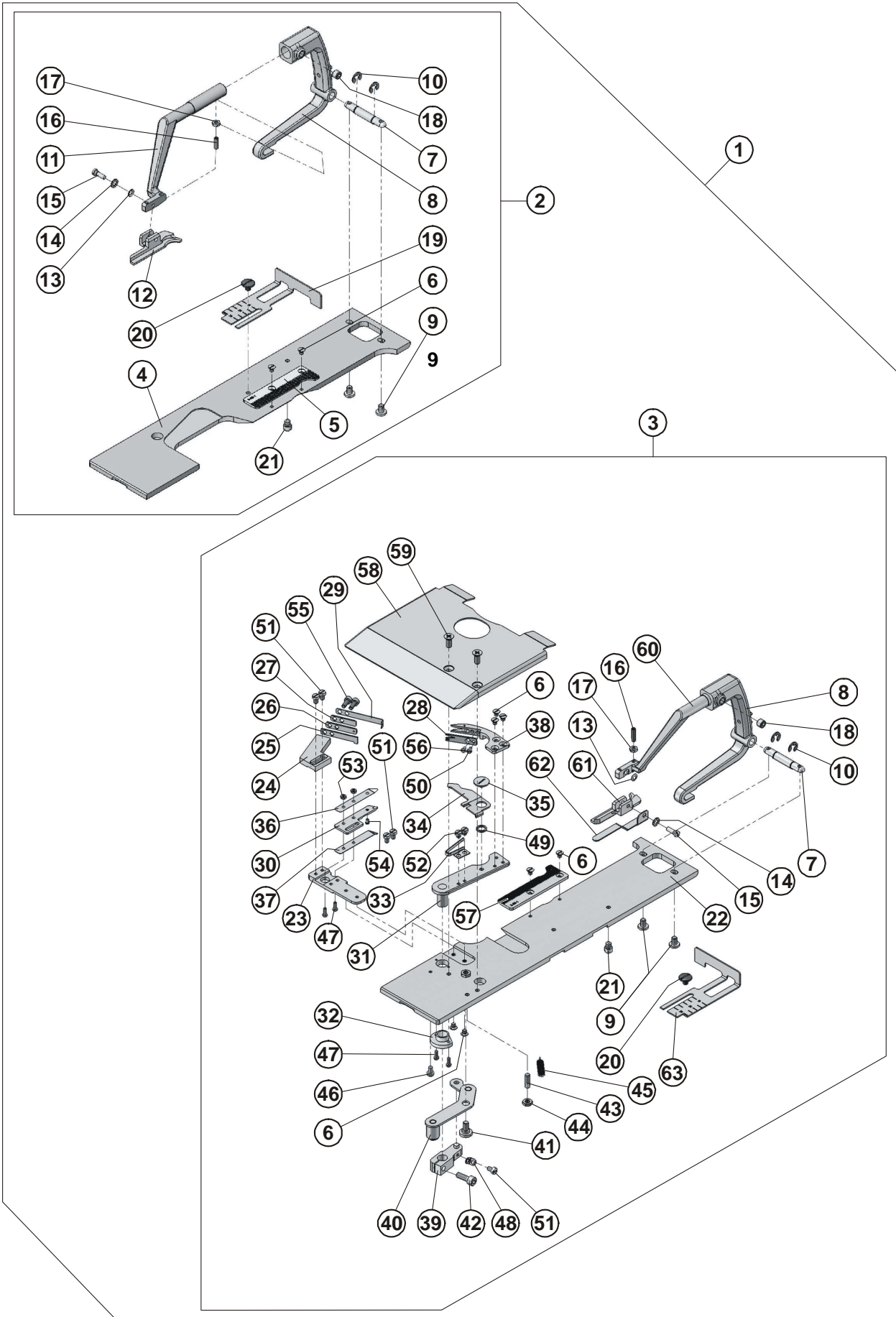

DET	PART NUMBER	DESCRIPTION	QTY.
01	15.2700.1.050	LTT CLAMPING	1
02	15.2701.0.050	LTT CLAMPING L.H. - ASSEMBLY	(1)
03	15.2702.1.050	LTT CLAMPING R.H. - ASSEMBLY	(1)
04	15.2701.0.800	PLATE LEFT - LTT	((1))
05	03.7050.0.007	CLAMP MAT L.H. 2-50-1	((1))
06	15.1431.0.100	SCREW M3-4	((2)+(7))
07	15.2503.0.300	CLAMP ARM STUD	((1)+(1))
08	15.2504.0.700	CLAMP ARM BASE	((1)+(1))
09	08.6050.4.006	SCREW M4-6	((2)+(2))
10	12.1045.0.004	RETAINING RING 4	((2)+(2))
11	15.2505.0.700	L.H.CLAMP ARM	((1))
12	SEE PAGE 3-83	CLAMP FOOT LEFT	((1))
13	17.0019.2.066	WASHER	((1)+(1))
14	08.6832.3.000	WASHER 3	((1)+(1))
15	17.0013.5.067	SCREW	((1)+(1))
16	08.6412.3.012	SCREW M3-10	((1)+(1))
17	08.6712.3.000	NUT M3	((1)+(1))
18	08.6412.6.005	SCREW M6-5	((1)+(1))
19	19.0082.6.421	L.H. CLOTH GAUGE	((1))
20	17.0012.4.106	SCREW M4	((1)+(1))
21	15.2023.0.300	SCREW 6h10-4/M4x0.5-4.5	((1)+(1))
22	15.2702.1.800	PLATE RIGHT - LTT	((1))
23	15.2719.0.600	HOLDER	((1))
24	15.2718.0.600	HOLDER KNIFE	((1))
25	15.2723.0.800	FIXING KNIFE	((1))
26	15.2724.0.800	SPRING LOWER	((1))
27	15.2725.0.800	SPRING UPPER	((1))
28	19.0082.1.405	TREATING PLATE	((1))
29	15.2726.0.800	GUIDE PLATE	((1))
30	19.0082.6.432	GRASPING FIXING PLATE	((1))
31	15.2703.1.800	LEVER	((1))
32	15.2708.1.400	BUSHING	((1))
33	15.2717.0.800	SPRING	((1))
34	15.2706.1.800	LOWER THREAD OPENER	((1))
35	15.2715.0.100	SCREW	((1))
36	19.0081.5.452	GIMP GRASPING	((1))
37	19.0082.3.438	LOWER THREAD GRASPING	((1))
38	19.0087.0.424	MOVING KNIFE	((1))
39	15.2720.0.600	LEVER	((1))
40	15.2711.0.050	LEVER - ASSEMBLY	((1))
41	15.2716.0.100	SCREW	((1))
42	08.6002.4.012	SCREW M4-12	((1))
43	15.4521.0.300	STUD	((1))
44	08.6712.4.000	NUT M4	((2))
45	17.0026.3.173	SPRING	((1))
46	08.6010.3.005	SCREW M3-5	((1))
47	15.1433.0.100	SCREW M2-6	((4))
48	15.2721.0.800	HITCH SPRING	((1))
49	15.2722.0.400	DISTANCE RING	((1))
50	15.1434.0.100	SCREW M2-4	((2))

Released 03/2012

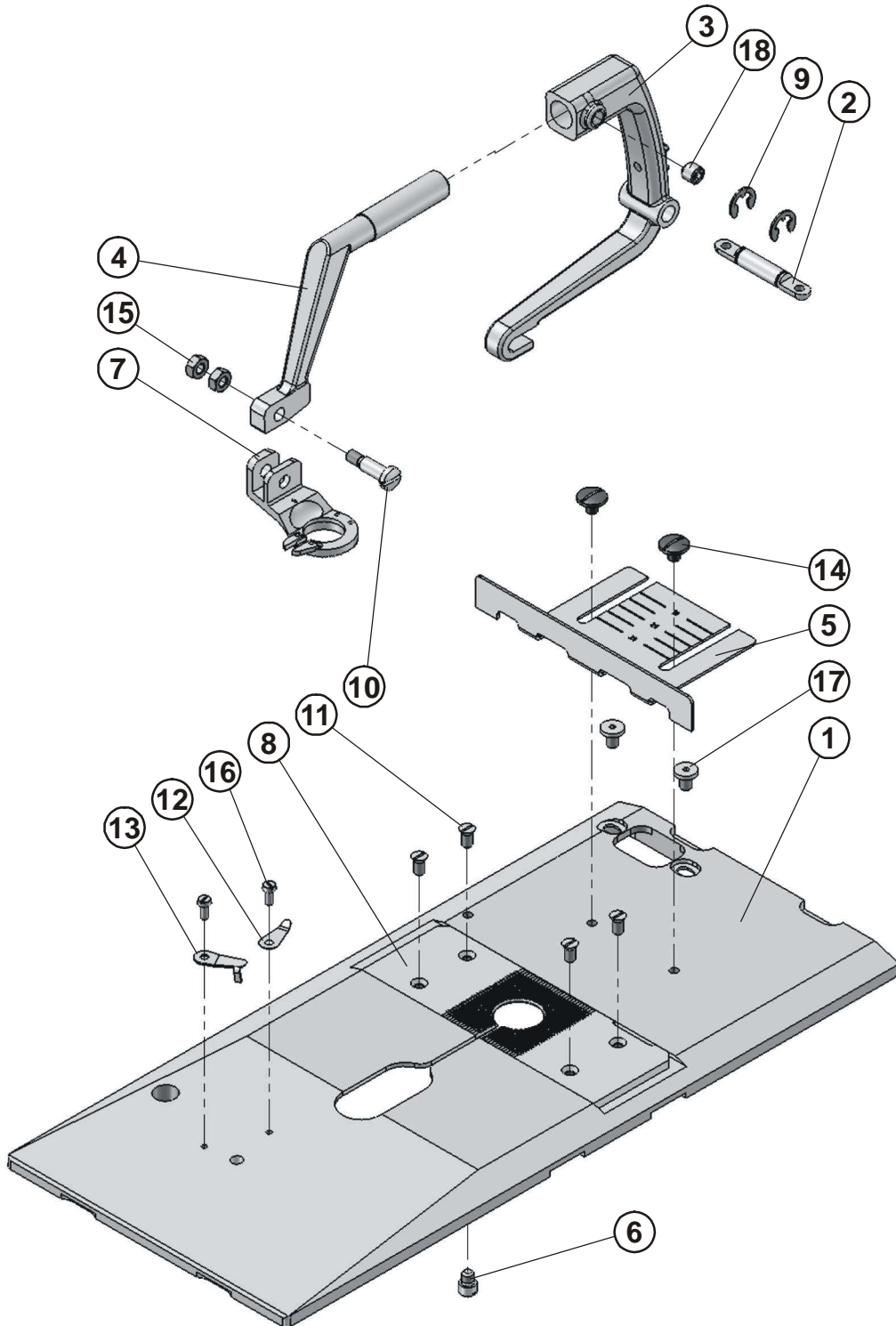
 e-mail: service@amfreece.cz; parts@amfreece.cz; website: www.amfreece.com

Phone: +420 582 309 286; Fax: +420 582 360 606

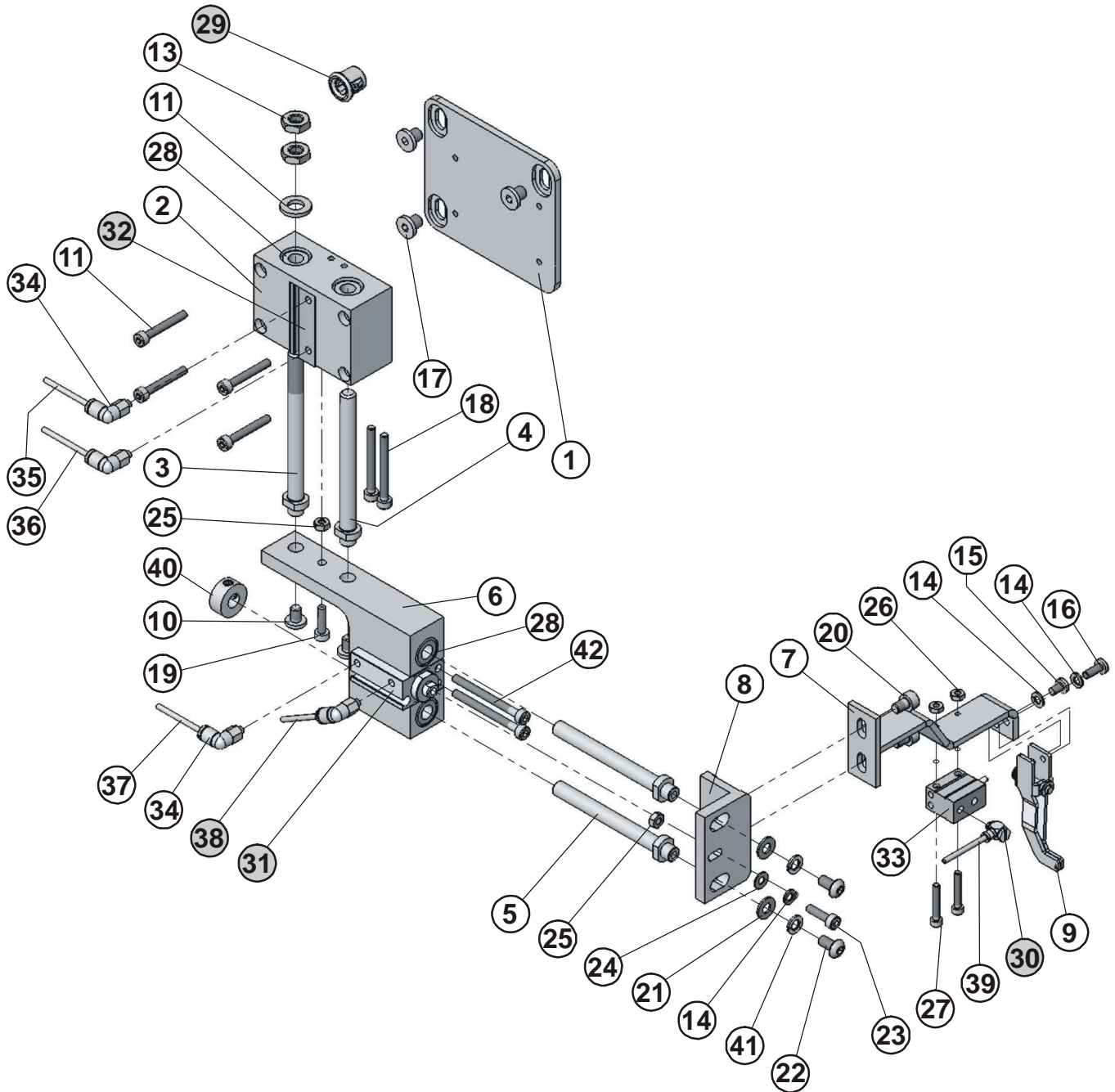
LTT + ULTRAFLEX - CLAMPING



RDE - CLAMPING - ASSEMBLY



THREAD CATCHER - ASSEMBLY



THREAD CATCHER - ASSEMBLY

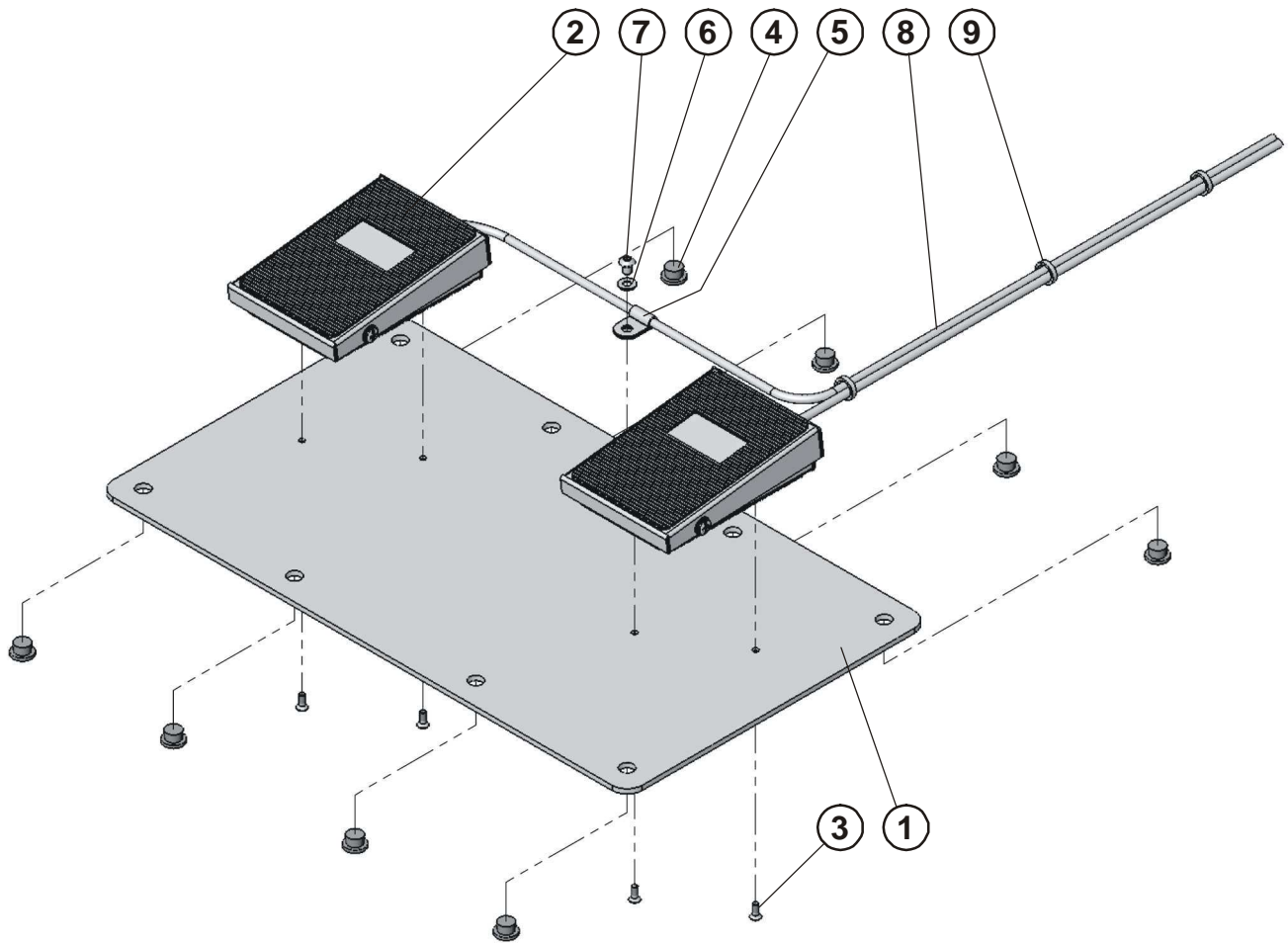
DET	PART NUMBER	DESCRIPTION	QTY.
01	15.1501.0.800	THREAD CATCHER BASE	1
02	15.1502.0.600	BLOCK	1
03	15.1503.0.300	STUD	1
04	15.1511.0.300	STUD	1
05	15.1504.0.300	STUD	2
06	15.1505.0.600	BRACKET	1
07	15.1507.0.000	HOLDER	1
08	15.1506.0.600	HOLDER	1
09	15.1508.0.050	THREAD CLAMP	1
10	08.6050.4.006	SCREW M4-6	2
11	08.6000.3.022	SCREW M3-22	4
12	08.6850.6.000	WASHER 6,4	1
13	08.6710.6.000	NUT M6	2
14	08.6802.3.000	SPRING WASHER M3	3
15	15.1422.0.100	SCREW M3-5	1
16	15.1425.0.100	SCREW M3-8	1
17	08.6050.5.006	SCREW M5-6	3
18	08.6000.3.030	SCREW M3-30	2
19	08.6000.3.012	SCREW M3-12	1
20	08.6000.4.006	SCREW M4-6	2
21	08.6852.4.000	WASHER M4	2
22	08.6202.4.008	SCREW M4-8	2
23	08.6002.3.014	SCREW M3-14	1
24	08.6852.3.000	WASHER M3	1
25	08.6702.3.000	NUT M3	2
26	08.6702.7.000	NUT M2,5	2
27	08.6000.7.016	SCREW M2,5-16	2
28	12.2070.0.020	BEARING	4
29	12.0008.4.214	BUSHING	1
30	12.0008.3.826	CONNECTOR	1
31	12.0008.3.631	CYLINDER	1
32	12.0008.3.866	CYLINDER	1
33	12.0008.3.630	CYLINDER	1
34	12.0008.3.784	CONNECTOR	2
35	12.0008.3.749	AIR TUBING J10A	1
36	12.0008.3.749	AIR TUBING J10B	1
37	12.0008.3.749	AIR TUBING J11A	1
38	12.0008.3.749	AIR TUBING J11B	1
39	12.0008.3.749	AIR TUBING J12A	1
40	15.1510.0.400	ADJUSTING RING	1
41	08.6802.4.000	SPRING WASHER M4	2
42	08.6000.3.035	SCREW M3-35	2
43	12.0008.3.815	SPEED CONTROLER	2
		PART OF THE KIT PNEU	

Released 03/2012




 e-mail: service@amfreece.cz; parts@amfreece.cz; website: www.amfreece.com




Phone: +420 582 309 286; Fax: +420 582 360 606

PEDAL







ACCESSORIES


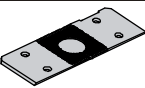
Cutting steel	Part Number	Length (mm)	AF	AF		CT		CT + I	CT + RDE	LTT	LTT + UFX	RDE
				+ UFX	+ I	14 - 26	22 - 35	14 - 26				
	03.7040.0.010	10	✓		✓					✓		
	03.7040.0.012	12	✓		✓					✓		
	03.7040.0.013	13	✓		✓	✓		✓		✓		
	03.7040.0.014	14	✓		✓	✓		✓		✓		
	03.7040.0.016	16	○		○	✓		✓		○		
	03.7040.0.018	18	✓		✓	✓		✓		✓		
	03.7040.0.019	19	●		●	●		●		●		
	03.7040.0.020	20	✓		✓	○		○		✓		
	03.7040.0.022	22	○		○	✓	✓	✓		○		
	03.7040.0.024	24	✓		✓	○	●	○		✓		
	03.7040.0.026	26	○		○	✓	✓	✓		○		
	03.7040.0.029	29	✓		✓		○			○		
	03.7040.0.032	32	○				○			✓		
	03.7040.0.035	35	✓		✓		✓			✓		
	03.7040.0.038	38	✓		✓					✓		
03.7040.0.050	50	✓		✓					✓			
	03.7042.0.030	30		●							●	
	03.7042.0.038	38		✓							✓	
	03.7041.0.005	Ø 5							✓			✓
	03.7041.0.007	Ø 7							●			●

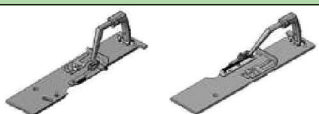
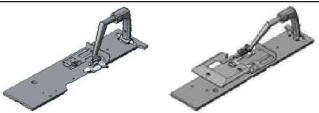
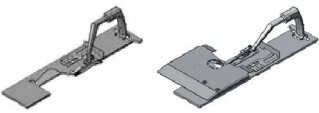

Cutting Knife	Part Number	Eye Step (mm)	Max. Cutting Length (mm)	AF	AF		CT		CT + I	CT + RDE	LTT	LTT + UFX	RDE
					+ UFX	+ I	14 - 26	22 - 35	14 - 26				
	03.7039.0.032	-	32	✓	✓	✓	✓	✓	✓		✓	✓	
	03.7039.0.038	-	38	✓	✓	✓					✓	✓	
	03.7039.0.050	-	50	✓	✓	✓					✓	✓	
	03.7030.0.038	2,2 x 3,0	38	✓	✓	✓					✓	✓	
	03.7030.0.050	2,2 x 3,0	50	✓	✓	✓					✓	✓	
	03.7032.0.030	2,8 x 4,2	30	✓	●	✓	✓	✓	✓		✓	●	
	03.7032.0.032	2,8 x 4,2	32	✓	✓	✓	✓	✓	✓		✓	✓	
	03.7032.0.038	2,8 x 4,2	38	●	✓	●	●	●	●		●	✓	
	03.7032.0.050	2,8 x 4,2	50	✓	✓	✓					✓	✓	
	03.7033.0.032	3,0 x 4,6	32	✓	✓	✓	✓	✓	✓		✓	✓	
	03.7033.0.038	3,0 x 4,6	38	✓	✓	✓					✓	✓	
	03.7033.0.050	3,0 x 4,6	50	✓	✓	✓					✓	✓	
	03.7034.0.026	3,2 x 5,0	26	✓	✓	✓	✓	✓	✓		✓	✓	
	03.7034.0.030	3,2 x 5,0	30	✓	✓	✓	✓	✓	✓		✓	✓	
	03.7034.0.038	3,2 x 5,0	38	○	✓	○					✓	✓	
	03.7034.0.050	3,2 x 5,0	50	✓	✓	✓					✓	○	
	03.7035.0.030	3,4 x 4,2	30	✓	○	✓	✓	✓	✓		✓	✓	
	03.7035.0.038	3,4 x 4,2	38	○	✓	○					○	✓	
03.7035.0.050	3,4 x 4,2	50	✓	✓	✓					✓	✓		
	17.0042.6.087	Ø 1,5								✓			✓
	17.0042.6.088	Ø 2								○			○
	17.0042.6.089	Ø 2,5								✓			✓
	17.0042.6.090	Ø 3								○			○
	17.0042.6.086	Ø 3,5								✓			✓
	17.0042.6.082	Ø 4								✓			✓
	17.0042.6.083	Ø 5								●			●
	17.0042.6.084	Ø 6								○			○
17.0042.6.085	Ø 7								○			○	

●	FACTORY SET UP
○	STANDARD ACCESSORY
✓	OPTIONAL ACCESSORY

ACCESSORIES

Clamp Foot	Part Number (Right / left)	Length (mm)	Width (mm)	AF	AF		CT		CT + I	CT +	LTT	LTT	RDE
					+ UFX	+ I	14 - 26	22 - 35	14 - 26	RDE		+ UFX	
	03.7061.0.028 / 128	28	1,5										
	19.0066.7.416 / 417	24	2,9										
	19.0066.7.418 / 419	32	2,9				●		●	●			
	19.0066.7.420 / 421	36	2,9	●	●	●	●	●					
	19.0066.7.422 / 423	40	6,5								●		
	03.7068.0.040 / 140	40	6,5									●	
	03.7068.0.040 / 140	40	6,5									✓	
	03.7069.0.040 / 140	40	6,5								✓		
	03.7067.0.105	∅5											✓
	03.7067.0.108	∅8											●

Clamp Mat	Part Number (Right / left)	Length (mm)	Width (mm)	AF	AF		CT		CT + I	CT +	LTT	LTT	RDE
					+ UFX	+ I	14 - 26	22 - 35	14 - 26	RDE		+ UFX	
	03.7050.0.002 / 001			●	●	●							
	03.7050.0.004 / 003						●		●				
	03.7050.0.008 / 007									●			
	03.7050.0.010 / 009									●			
	03.7050.0.012 / 011							●					
	03.7050.0.013 / 014												●
	10.2559.1.010												✓
	10.2559.1.104												●

Clamping assembly	Part Number		AF	CT		LTT	LTT + UFX	RDE
	Left	Right		14 - 26	22-35			
	15.2501.0.050	15.2502.0.050	X					
	15.2601.0.050	15.2602.0.050		X				
	15.2601.0.050	15.2622.0.050			X			
	15.2701.0.050	15.2702.0.050				X		
	15.2701.0.051	15.2702.1.051					X	
	15.2810.0.050							X

INDEX

PART NUMBER	PAGE	DET	QTY	PART NUMBER	PAGE	DET	QTY	PART NUMBER	PAGE	DET	QTY
01.2056.1.000				03.7040.0.029	3-65	17	1	08.6000.3.008	3-69	32	1
01.2056.1.000	3-55	02	1	03.7040.0.032	3-55	15	1	08.6000.3.008	3-75	55	((2))
01.2056.1.000	3-59	06	1	03.7042.0.030	3-67	16	1	08.6000.3.010	3-17	25	4
01.2056.1.000	3-65	04	1	03.7050.0.001	3-57	17	((1))	08.6000.3.010	3-69	25	4
01.2056.1.000	3-67	06	1	03.7050.0.002	3-57	18	((1))	08.6000.3.012	3-79	19	1
01.4549.0.000	3-13	55	(3)	03.7050.0.003	3-63	12	((1))	08.6000.3.020	3-43	27	2
01.5062.0.000	3-63	39	(1)	03.7050.0.006	3-63	13	((1))	08.6000.3.022	3-79	11	4
01.5683.0.000	3-29	68	1	03.7050.0.007	3-73	05	((1))	08.6000.3.030	3-35	37	(2)
01.6551.0.000	3-11	40	(1)	03.7067.0.105	3-77	07	1	08.6000.3.030	3-79	18	2
01.7447.1.000	3-11	44	(1)					08.6000.3.035	3-79	42	2
01.7622.0.000	3-69	13	2	04.9015.0.000				08.6000.3.050	3-15	25	2
01.7804.0.000	3-9	05	1	04.9015.0.000	3-51	01	1	08.6000.3.050	3-45	16	2
01.7805.0.000	3-9	13	2	04.9015.0.361	3-81	01	1				
01.7805.0.000	3-37	01	3	04.9015.0.900	3-51	11	1	08.6000.4.005			
								08.6000.4.005	3-21	16	2
02.0579.1.111				05.1322.0.000				08.6000.4.006	3-17	31	3
02.0579.1.111	3-7	28	(1)	05.1322.0.000	3-43	09	1	08.6000.4.006	3-31	16	1
02.0579.1.111	3-53	09	5	05.1322.0.000	3-53	05	1	08.6000.4.006	3-39	09	2
								08.6000.4.006	3-41	16	1
03.5515.0.009				06.0120.0.000				08.6000.4.006	3-79	20	2
03.5515.0.009	3-65	19	1	06.0120.0.000	3-43	31	1	08.6000.4.008	3-9	19	1
03.5515.0.009	3-67	13	1	06.1500.0.022	3-23	02	1	08.6000.4.008	3-17	06	4
03.5515.0.017	3-11	34	1	06.1500.0.023	3-25	19	1	08.6000.4.008	3-45	20	2
				06.1500.0.025	3-81	08	1	08.6000.4.008	3-61	11	2
03.7011.0.000				06.1500.0.040	3-69	22	1	08.6000.4.008	3-71	10	2
03.7011.0.000	3-29	58	1	06.8015.0.004	3-49	06	1	08.6000.4.010	3-9	39	(8)
03.7011.0.100	3-29	59	1					08.6000.4.010	3-23	21	1
03.7020.0.317	3-55	03	1	07.0000.0.024				08.6000.4.012	3-5	07	(2)
03.7020.0.317	3-65	03	1	07.0000.0.024	3-17	02	6	08.6000.4.012	3-9	42	(2)
03.7020.0.317	3-67	05	1	07.0000.0.024	3-23	01	4	08.6000.4.012	3-21	11	4
03.7021.0.319	3-59	08	1	07.6600.0.004	3-17	27	1	08.6000.4.012	3-23	11	1
03.7032.0.030	3-67	14	1	07.6600.0.004	3-61	18	3	08.6000.4.012	3-43	29	2
03.7032.0.038	3-55	08	1					08.6000.4.016	3-69	27	1
03.7032.0.038	3-59	19	1	08.6000.0.090				08.6000.4.035	3-17	47	2
03.7032.0.038	3-65	12	1	08.6000.0.090	3-39	13	2				
03.7034.0.038	3-55	09	1	08.6000.3.004	3-63	43	(1)	08.6000.5.008			
03.7035.0.030	3-67	15	1	08.6000.3.005	3-23	14	2	08.6000.5.008	3-11	18	2
03.7035.0.038	3-55	10	1	08.6000.3.005	3-27	33	4	08.6000.5.008	3-61	08	3
03.7035.0.038	3-65	13	1	08.6000.3.005	3-61	15	1	08.6000.5.010	3-9	26	2
03.7040.0.016	3-55	11	1	08.6000.3.005	3-69	23	5	08.6000.5.010	3-25	08	11
03.7040.0.016	3-65	14	1	08.6000.3.006	3-3	06	4	08.6000.5.010	3-37	11	1
03.7040.0.019	3-55	12	1	08.6000.3.006	3-3	29	(4)	08.6000.5.010	3-41	18	2
03.7040.0.019	3-59	20	1	08.6000.3.006	3-25	11	2	08.6000.5.010	3-69	29	2
03.7040.0.019	3-65	20	1	08.6000.3.006	3-31	05	2	08.6000.5.012	3-23	30	(2)
03.7040.0.020	3-59	21	1	08.6000.3.006	3-35	10	2	08.6000.5.012	3-35	20	3
03.7040.0.022	3-55	13	1	08.6000.3.006	3-41	14	3	08.6000.5.012	3-37	15	1
03.7040.0.022	3-65	15	1	08.6000.3.006	3-69	28	2	08.6000.5.012	3-43	06	2
03.7040.0.024	3-59	22	1	08.6000.3.008	3-21	19	1	08.6000.5.012	3-45	13	3
03.7040.0.026	3-55	14	1	08.6000.3.008	3-25	13	2	08.6000.5.012	3-45	13*	1
03.7040.0.026	3-65	16	1	08.6000.3.008	3-35	35	(1)	08.6000.5.016	3-25	10	3

Released 04/2012

e-mail: service@amfreece.cz; parts@amfreece.cz; website: www.amfreece.com

Phone: +420 582 309 286; Fax: +420 582 360 606

INDEX

PART NUMBER	PAGE	DET	QTY	PART NUMBER	PAGE	DET	QTY	PART NUMBER	PAGE	DET	QTY
08.6000.5.016	3-27	37	1	08.6050.5.008	3-13	51	(3)	08.6400.5.010	3-9	48	(1)
08.6000.5.016	3-35	16	4	08.6050.5.010	3-25	12	2	08.6400.5.305	3-37	43	(1)
08.6000.5.016	3-35	19	1					08.6400.6.006	3-9	49	(1)
08.6000.5.016	3-37	41	(1)	08.6100.3.006				08.6400.6.006	3-21	06	6
08.6000.5.016	3-45	28	4	08.6100.3.006	3-27	19	3	08.6400.6.006	3-23	08	2
08.6000.5.020	3-11	04	1	08.6100.3.006	3-69	24	6	08.6400.6.006	3-37	08	1
08.6000.5.020	3-21	04	4	08.6100.3.008	3-81	03	4	08.6400.6.006	3-37	42	((1)+(1))
08.6000.5.020	3-23	06	4	08.6100.5.016	3-23	12	1	08.6400.6.010	3-43	12	2
08.6000.5.020	3-61	13	1	08.6112.3.005	3-63	40	(3)	08.6400.6.030	3-37	16	1
08.6000.5.020	3-71	13	1	08.6132.4.010	3-39	06	2	08.6400.8.416	3-13	57	(1)
08.6000.5.022	3-35	33	1	08.6132.4.010	3-43	17	3	08.6402.3.010	3-57	25	((1)+(1))
08.6000.5.025	3-9	51	(1)					08.6402.6.006	3-57	28	((1)+(1))
				08.6200.3.005				08.6402.6.006	3-77	18	1
08.6000.6.016				08.6200.3.005	3-29	52	2	08.6412.3.010	3-63	22	((1)+(1))
08.6000.6.016	3-13	63	(1)	08.6200.4.006	3-27	46	1	08.6412.3.012	3-73	16	((1)+(1))
08.6000.6.016	3-37	22	4	08.6200.4.006	3-61	09	2	08.6412.6.005	3-63	21	((1)+(1))
08.6000.6.016	3-39	11	2	08.6200.4.006	3-63	42	(2)	08.6412.6.005	3-73	18	((1)+(1))
08.6000.6.020	3-13	62	(3)	08.6200.4.006	3-71	12	2	08.6420.4.025	3-37	23	1
08.6000.6.020	3-21	22	2	08.6202.4.006	3-81	07	1	08.6420.4.030	3-11	29	1
08.6000.6.030	3-11	32	1	08.6202.4.008	3-79	22	2				
08.6000.7.016	3-31	27**	2	08.6202.4.010	3-9	36	2	08.6562.0.070			
08.6000.7.016	3-79	27	2	08.6202.8.016	3-51	07	4	08.6562.0.070	3-51	04	4
08.6000.8.090	3-39	12	2					08.6562.0.090	3-51	12	4
08.6000.8.420	3-9	23	4	08.6310.3.016							
08.6002.3.014	3-79	23	1	08.6310.3.016	3-29	54	2	08.6662.3.006			
08.6002.3.030	3-31	49**	(2)	08.6310.4.006	3-37	17	1	08.6662.3.006	3-51	21	(1)
08.6002.4.012	3-73	42	((1))	08.6310.5.012	3-11	27	2	08.6663.5.025	3-51	23	(2)
				08.6310.6.012	3-11	36	1	08.6683.4.007	3-47	03	2
08.6010.3.005				08.6310.6.035	3-23	32	(1)				
08.6010.3.005	3-73	46	((1))					08.6700.3.000			
08.6010.5.012	3-17	18	4	08.6400.3.004				08.6700.3.000	3-45	18	2
08.6012.7.006	3-77	16	2	08.6400.3.004	3-37	31	((4)+(4))	08.6700.3.000	3-59	16	1
08.6017.3.003	3-75	52	((2))	08.6400.3.005	3-7	13	(2)	08.6700.3.000	3-61	10	1
08.6032.3.005	3-31	38	(2)	08.6400.3.010	3-27	22	1	08.6700.3.000	3-71	09	1
08.6032.3.005	3-31	38**	(2)	08.6400.4.004	3-5	08	(1)	08.6700.4.000	3-11	30	1
08.6032.3.008	3-23	20	2	08.6400.4.004	3-5	17	3	08.6700.4.000	3-35	36	(1)
08.6032.3.016	3-31	34**	1	08.6400.4.004	3-9	31	1	08.6700.4.000	3-37	25	1
08.6032.5.010	3-31	44	(2)	08.6400.4.004	3-35	05	1	08.6700.4.000	3-77	15	2
				08.6400.4.004	3-69	26	2	08.6700.5.000	3-15	30	2
08.6050.4.006				08.6400.4.005	3-37	39	(1)	08.6700.5.000	3-45	15	7
08.6050.4.006	3-17	35	2	08.6400.4.006	3-3	03	2	08.6700.5.000	3-45	15*	1
08.6050.4.006	3-23	28	(1)	08.6400.4.006	3-5	03	(1)	08.6700.5.000	3-61	14	1
08.6050.4.006	3-57	15	((2)+(2))	08.6400.4.010	3-17	39	1	08.6700.5.000	3-71	14	1
08.6050.4.006	3-63	25	((2)+(5))	08.6400.5.005	3-9	25	1	08.6700.6.000	3-11	38	1
08.6050.4.006	3-73	09	((2)+(2))	08.6400.5.005	3-13	61	((2)+(3))	08.6700.6.000	3-23	33	(1)
08.6050.4.006	3-77	17	2	08.6400.5.005	3-41	12	1	08.6700.6.300	3-23	29	(1)
08.6050.4.006	3-79	10	2	08.6400.5.008	3-5	24	2	08.6700.8.000	3-13	60	(1)
08.6050.5.006	3-11	24	1	08.6400.5.008	3-27	05	1	08.6702.0.000	3-51	06	8
08.6050.5.006	3-17	33	4	08.6400.5.008	3-37	06	1	08.6702.2.000	3-75	53	((4))
08.6050.5.006	3-79	17	3	08.6400.5.008	3-37	40	(1)	08.6702.3.000	3-15	37	1

Released 04/2012

e-mail: service@amfreece.cz; parts@amfreece.cz; website: www.amfreece.com

Phone: +420 582 309 286; Fax: +420 582 360 606

INDEX

PART NUMBER	PAGE	DET	QTY	PART NUMBER	PAGE	DET	QTY	PART NUMBER	PAGE	DET	QTY
08.6702.3.000	3-79	25	2	08.6850.3.000	3-61	16	1	12.0008.3.023			
08.6702.4.000	3-15	28	1	08.6850.3.000	3-69	31	1	12.0008.3.023	3-17	43	1
08.6702.7.000	3-79	26	2	08.6850.4.000	3-9	33	1	12.0008.3.023	3-35	32	1
08.6710.3.000				08.6850.4.000	3-17	21	15	12.0008.3.409	3-35	26	(2)
08.6710.3.000	3-27	23	3	08.6850.4.000	3-21	14	4	12.0008.3.409	3-61	20	3
08.6710.3.000	3-31	10	1	08.6850.4.000	3-27	47	1	12.0008.3.411	3-15	16	1
08.6710.6.000	3-79	13	2	08.6850.4.000	3-37	24	1	12.0008.3.411	3-17	30	2
08.6710.9.500	3-43	15	1	08.6850.4.000	3-43	30	2	12.0008.3.411	3-61	19	2
08.6712.3.000	3-31	47*	(1)	08.6850.4.000	3-61	12	2	12.0008.3.411	3-71	05	2
08.6712.3.000	3-57	26	((1)+(1))	08.6850.4.000	3-71	11	2	12.0008.3.413	3-15	13	1
08.6712.3.000	3-63	23	((1)+(1))	08.6850.5.000				12.0008.3.416	3-15	14	1
08.6712.3.000	3-73	17	((1)+(1))	08.6850.5.000	3-9	34	1	12.0008.3.416	3-15	15	1
08.6712.4.000	3-73	44	((2))	08.6850.5.000	3-9	50	(1)	12.0008.3.416	3-15	17	1
08.6722.3.000	3-15	26	1	08.6850.5.000	3-11	02	3	12.0008.3.416	3-17	48	1
08.6722.6.000	3-23	34	(1)	08.6850.5.000	3-21	02	4	12.0008.3.416	3-17	49	1
08.6733.3.000	3-31	36**	1	08.6850.5.000	3-21	02	4	12.0008.3.416	3-17	50	1
08.6733.3.000	3-33	51**	(2)	08.6850.5.000	3-23	04	4	12.0008.3.416	3-19	51	1
08.6742.8.000	3-51	03	4	08.6850.5.000	3-23	31	(2)	12.0008.3.416	3-19	54	1
08.6800.3.000				08.6850.5.000	3-25	09	8	12.0008.3.416	3-31	20	1
08.6800.3.000	3-15	29	2	08.6850.5.000	3-35	21	3	12.0008.3.416	3-31	29	1
08.6800.3.000	3-43	26	2	08.6850.5.000	3-37	26	1	12.0008.3.416	3-31	30**	1
08.6800.3.000	3-69	30	1	08.6850.5.000	3-41	19	2	12.0008.3.416	3-31	32**	1
08.6800.5.000	3-21	03	4	08.6850.5.000	3-61	17	3	12.0008.3.416	3-61	21	1
08.6800.5.000	3-23	05	4	08.6850.6.000	3-21	21	2	12.0008.3.416	3-61	22	1
08.6800.5.000	3-41	17	2	08.6850.6.000	3-37	21	3	12.0008.3.416	3-61	23	1
08.6800.6.000	3-11	39	1	08.6850.6.000	3-63	44	(1)	12.0008.3.416	3-61	24	1
08.6802.0.000	3-51	15	8	08.6850.6.000	3-79	12	1	12.0008.3.416	3-61	25	1
08.6802.3.000	3-15	31	1	08.6850.8.000	3-9	22	4	12.0008.3.416	3-71	06	1
08.6802.3.000	3-31	40**	(2)	08.6852.0.000				12.0008.3.416	3-71	07	1
08.6802.3.000	3-79	14	3	08.6852.0.000	3-51	05	4	12.0008.3.418	3-45	12	1
08.6802.4.000	3-5	06	(2)	08.6852.0.000	3-51	14	4	12.0008.3.426	3-17	29	1
08.6802.4.000	3-33	52**	(1)	08.6852.3.000	3-7	38	(2)	12.0008.3.426	3-47	13	1
08.6802.4.000	3-79	41	2	08.6852.3.000	3-15	27	1	12.0008.3.427	3-45	11	2
08.6802.5.000	3-11	03	1	08.6852.3.000	3-15	27	1	12.0008.3.431	3-35	07	1
08.6802.5.000	3-31	45	(2)	08.6852.3.000	3-23	19	2	12.0008.3.431	3-35	08	1
08.6802.6.000	3-11	33	1	08.6852.3.000	3-27	39	1	12.0008.3.431	3-35	13	1
08.6802.8.300	3-11	16	1	08.6852.3.000	3-31	35**	1	12.0008.3.431	3-35	14	1
08.6832.3.000	3-45	17	2	08.6852.3.000	3-33	50**	(2)	12.0008.3.431	3-35	31	1
08.6832.3.000	3-63	24	((1)+(1))	08.6852.3.000	3-79	24	1	12.0008.3.431	3-45	30	1
08.6832.3.000	3-73	14	((1)+(1))	08.6852.4.000	3-79	21	2	12.0008.3.431	3-45	31	1
08.6832.4.000	3-45	19	2	08.6852.4.000	3-81	06	1	12.0008.3.431	3-45	32*	1
08.6832.5.000	3-45	14	11	08.6852.5.000	3-31	43	(2)	12.0008.3.431	3-47	12	1m
08.6832.5.000	3-45	14*	1	08.6852.8.000	3-51	26	4	12.0008.3.444	3-31	19	1
08.6850.3.000				08.6887.0.500	3-11	21	1	12.0008.3.445	3-45	33	1
08.6850.3.000	3-21	18	1	08.6887.0.501	3-29	65	1	12.0008.3.563			
08.6850.3.000	3-41	15	3	08.6887.5.000	3-29	60	1	12.0008.3.563	3-59	03	1
08.6850.3.000	3-43	25	2	10.1021.2.000				12.0008.3.615	3-45	23*	1
				10.1021.2.000	3-7	12	(2)	12.0008.3.630	3-31	26**	1
				10.2559.1.104	3-77	08	1	12.0008.3.630	3-79	33	1

Released 04/2012

e-mail: service@amfreece.cz; parts@amfreece.cz; website: www.amfreece.com

Phone: +420 582 309 286; Fax: +420 582 360 606

INDEX

PART NUMBER	PAGE	DET	QTY	PART NUMBER	PAGE	DET	QTY	PART NUMBER	PAGE	DET	QTY
12.0008.3.631	3-79	31	1	12.0008.3.857	3-47	09	2	12.0010.4.005	3-39	15	1
12.0008.3.661	3-47	02	1	12.0008.3.858	3-47	10	1	12.0010.4.025	3-21	20	1
12.0008.3.734	3-17	36	2	12.0008.3.859	3-45	27*	1	12.0010.4.025	3-23	17	1
12.0008.3.736	3-19	52	1	12.0008.3.860	3-33	53	(1)	12.0010.4.025	3-31	11	1
12.0008.3.736	3-31	31**	1	12.0008.3.866	3-79	32	1	12.0010.4.067	3-49	19	1
12.0008.3.736	3-61	27	2	12.0008.3.874	3-35	27	(1)	12.0010.4.071	3-49	08	1
12.0008.3.739	3-19	60	2	12.0008.3.880	3-61	28	1	12.0010.4.078	3-49	11	1
12.0008.3.741	3-45	08	5	12.0008.3.880	3-71	15	1	12.0010.4.093	3-9	37	1
12.0008.3.741	3-45	08*	2	12.0008.3.894	3-15	19	1	12.0010.4.093	3-37	13	1
12.0008.3.745	3-35	11	1	12.0008.3.895	3-45	07	1	12.0010.4.093	3-69	14	2
12.0008.3.746	3-15	18	2	12.0008.3.897	3-45	29*	1	12.0010.4.094	3-3	17	5
12.0008.3.746	3-31	28**	1	12.0008.3.899	3-61	26	1	12.0010.4.134	3-49	15*	1
12.0008.3.747	3-35	12	1					12.0010.4.146	3-51	17	(1)
12.0008.3.749	3-79	35	1	12.0008.4.050				12.0010.4.161	3-49	14**	1
12.0008.3.749	3-79	36	1	12.0008.4.050	3-49	05	1	12.0010.4.161	3-49	16	3
12.0008.3.749	3-79	37	1	12.0008.4.052	3-39	21	1	12.0010.4.162	3-49	12	1
12.0008.3.749	3-79	38	1	12.0008.4.100	3-23	18	2	12.0010.4.168	3-49	10	1
12.0008.3.749	3-79	39	1	12.0008.4.214	3-3	27	(1)	12.0010.4.174	3-81	02	2
12.0008.3.754	3-35	30	1	12.0008.4.214	3-79	29	1	12.0010.4.184	3-3	19	1
12.0008.3.754	3-45	26*	1	12.0008.4.222	3-39	20	1	12.0010.4.191	3-3	30	(1)
12.0008.3.784	3-79	34	2	12.0008.4.277	3-81	05	1	12.0010.4.200	3-49	22	1
12.0008.3.785	3-45	24*	1	12.0008.4.280	3-19	53	2				
12.0008.3.792	3-45	06	1	12.0008.4.290	3-81	09	3	12.0010.6.901			
				12.0008.4.571	3-3	18	1	12.0010.6.901	3-39	19	1
12.0008.3.806				12.0008.4.612	3-49	01	1	12.0010.6.902	3-3	10	3
12.0008.3.806	3-13	59	(1)	12.0008.4.615	3-49	02	1	12.0010.6.903	3-3	11	1
12.0008.3.815	3-79	43	2	12.0008.4.664	3-49	04	4	12.0010.6.904	3-3	12	1
12.0008.3.816	3-35	39	(1)	12.0008.4.665	3-49	03	2	12.0010.6.905	3-3	23	1
12.0008.3.819	3-45	10	3	12.0008.4.682	3-49	18*	1	12.0010.6.906	3-43	16	2
12.0008.3.820	3-35	04	2	12.0008.4.761	3-49	07	2	12.0010.6.907	3-3	39	1
12.0008.3.826	3-79	30	1	12.0008.4.770	3-49	13	2	12.1010.0.030	3-5	16	4
12.0008.3.828	3-47	07	3	12.0008.4.777	3-39	16	4	12.1010.0.206	3-15	20	1
12.0008.3.829	3-47	06	1	12.0008.4.833	3-49	09	1	12.1010.0.430	3-17	34	2
12.0008.3.830	3-47	05	1	12.0008.4.850	3-49	17*	1	12.1010.0.830	3-39	14	2
12.0008.3.831	3-47	04	1	12.0008.4.862	3-3	24	1	12.1010.2.003	3-15	12	1
12.0008.3.840	3-17	15	2					12.1010.2.027	3-37	30	((2)+(2))
12.0008.3.841	3-17	38	2	12.0008.6.001				12.1016.0.000	3-3	16	2
12.0008.3.842	3-45	03	1	12.0008.6.001	3-53	02	1	12.1016.0.000	3-43	21	2
12.0008.3.843	3-45	04	1	12.0008.6.005	3-53	01	1				
12.0008.3.844	3-41	10	1	12.0008.6.215	3-53	03	1	12.1040.1.002			
12.0008.3.845	3-53	04	1	12.0008.6.230	3-43	14	1	12.1040.1.002	3-11	09	2
12.0008.3.846	3-45	21	1	12.0008.6.812	3-43	10	1	12.1040.1.002	3-25	15	3
12.0008.3.849	3-45	22*	1	12.0008.6.901	3-51	08	1	12.1040.1.011	3-7	32	(2)
12.0008.3.851	3-31	01	1	12.0008.6.968	3-53	08	1	12.1040.1.012	3-29	66	1
12.0008.3.852	3-45	02	3	12.0008.6.977	3-35	34	1	12.1045.0.004	3-63	26	((2)+(2))
12.0008.3.852	3-45	02*	1	12.0008.6.992	3-3	13	1	12.1045.0.004	3-73	10	((2)+(2))
12.0008.3.853	3-45	05	1	12.0008.6.998	3-43	05	1	12.1045.0.005	3-57	14	((2)+(2))
12.0008.3.854	3-45	09	1					12.1045.0.005	3-77	09	2
12.0008.3.855	3-45	25*	1	12.0010.3.001				12.1045.0.009	3-7	34	(1)
12.0008.3.856	3-47	08	2	12.0010.3.001	3-31	48	(1)	12.1045.0.009	3-25	16	1

Released 04/2012

e-mail: service@amfreece.cz; parts@amfreece.cz; website: www.amfreece.com

Phone: +420 582 309 286; Fax: +420 582 360 606

INDEX

PART NUMBER	PAGE	DET	QTY	PART NUMBER	PAGE	DET	QTY	PART NUMBER	PAGE	DET	QTY
12.1050.0.001	3-9	15	1	15.1102.0.600	3-9	08	1	15.1401.0.050			
12.1050.0.001	3-37	07	2	15.1103.0.800	3-41	01	1	15.1401.0.050	3-3	02	1
				15.1104.0.991	3-41	02	1	15.1401.0.700	3-3	33	(1)
12.2010.0.011				15.1108.0.400	3-9	16	1	15.1402.1.700	3-15	21	1
12.2010.0.011	3-11	10	2	15.1110.0.050	3-9	30	1	15.1403.0.800	3-3	07	1
12.2010.0.011	3-25	14	2	15.1114.0.400	3-7	21	(1)	15.1404.0.800	3-3	09	1
12.2010.0.024	3-7	14	(2)	15.1115.0.600	3-7	22	(1)	15.1405.0.050	3-3	22	1
12.2010.0.032	3-29	64	2	15.1116.0.400	3-7	20	(2)	15.1405.0.800	3-3	31	(1)
12.2010.1.004	3-7	31	(1)	15.1117.0.100	3-9	09	2	15.1406.0.800	3-3	26	(1)
12.2050.0.007	3-23	24	(2)	15.1117.0.100	3-29	69	1	15.1407.0.800	3-3	04	1
12.2050.0.010	3-9	44	(1)	15.1123.0.800	3-9	18	1	15.1408.0.800	3-3	05	1
12.2050.1.005	3-63	41	(1)	15.1124.0.050	3-41	03	1	15.1409.0.000	3-7	37	(1)
12.2050.1.013	3-9	46	(1)	15.1125.0.050	3-41	04	1	15.1410.0.992	3-3	37	(1)
12.2070.0.004	3-21	07	4	15.1128.0.050	3-9	29	1	15.1414.0.992	3-3	21	1
12.2070.0.020	3-79	28	4	15.1128.0.050	3-11	25	1	15.1416.0.000	3-3	34	(1)
				15.1128.0.050	3-37	14	1	15.1418.0.200	3-15	34	1
				15.1130.0.400	3-41	05	2				
12.3011.0.010				15.1131.0.991	3-41	06	1	15.1420.0.100			
12.3011.0.010	3-17	28	1	15.1134.0.991	3-9	32	1	15.1420.0.100	3-3	08	10
12.3011.0.011	3-27	26	1	15.1136.0.800	3-41	07	1	15.1420.0.100	3-9	03	9
12.3015.7.016	3-13	52	(1)	15.1137.0.100	3-7	26	((2))	15.1420.0.100	3-15	35	2
12.3015.7.016	3-29	63	1	15.1138.0.800	3-9	10	1	15.1420.0.100	3-19	55	12
12.3015.7.016	3-69	15	5	15.1139.0.500	3-9	17	1	15.1420.0.100	3-31	24	2
12.4010.0.004	3-51	10	8	15.1140.0.500	3-9	24	1	15.1420.0.100	3-39	03	7
12.4030.0.514	3-9	20	1	15.1142.0.400	3-9	14	1	15.1421.0.100	3-3	14	6
12.4030.0.514	3-37	10	1	15.1143.1.400	3-9	38	1	15.1422.0.100	3-3	20	4
				15.1144.0.000	3-9	21	1	15.1422.0.100	3-3	36	(2)
12.5050.2.019				15.1145.0.800	3-9	35	1	15.1422.0.100	3-7	16	(1)
12.5050.2.019	3-25	18	1	15.1146.0.400	3-9	27	1	15.1422.0.100	3-7	18	(2)
12.5050.2.021	3-25	17	1	15.1146.0.800	3-37	44	1	15.1422.0.100	3-7	39	(2)
12.5050.2.026	3-11	26	1					15.1422.0.100	3-15	22	2
12.5050.2.027	3-9	28	1	15.1201.0.050				15.1422.0.100	3-41	13	15
12.5050.2.028	3-37	18	1	15.1201.0.050	3-9	06	1	15.1422.0.100	3-79	15	1
				15.1201.0.600	3-9	47	(1)	15.1423.0.100	3-3	35	(2)
12.8000.0.436				15.1205.0.400	3-9	11	1	15.1424.0.100	3-3	28	(4)
12.8000.0.436	3-3	32	(1)	15.1207.0.800	3-9	40	(4)				
12.8000.0.437	3-3	41	2	15.1209.0.600	3-9	43	(1)	15.1425.0.000			
12.8000.0.437	3-5	02	(2)	15.1211.0.800	3-9	41	(2)	15.1425.0.00	3-7	36	(3)
12.8000.0.437	3-39	17	2					15.1425.0.100	3-15	36	1
12.8000.0.438	3-43	24	1	15.1302.0.800				15.1425.0.100	3-31	13	6
12.8000.1.032	3-3	15	1	15.1302.0.800	3-15	01	1	15.1425.0.100	3-79	16	1
12.8000.1.037	3-43	22	1	15.1303.0.800	3-15	02	1	15.1426.0.100	3-51	20	(3)
12.9900.9.000	3-51	25	1	15.1305.1.800	3-15	33	1	15.1427.0.100	3-17	41	3
				15.1306.0.300	3-15	04	1	15.1427.0.100	3-75	59	((2))
14.1025.3.000				15.1307.0.800	3-31	15	1	15.1428.0.100	3-17	37	2
14.1025.3.000	3-7	07	(2)	15.1313.0.100	3-15	05	1	15.1429.0.100	3-47	11	2
14.1032.3.000	3-7	19	(1)	15.1314.1.800	3-15	06	1	15.1430.0.100	3-57	21	((2))
				15.1316.0.800	3-15	07	1	15.1431.0.100	3-57	29	((3)+(3))
15.1001.1.700				15.1317.0.300	3-15	23	1	15.1431.0.100	3-63	20	((2)+(2))
15.1001.1.700	3-3	01	1	15.1320.0.050	3-15	24	1	15.1431.0.100	3-73	06	((2)+(7))
15.1101.0.300	3-9	07	1								

Released 04/2012

e-mail: service@amfreece.cz; parts@amfreece.cz; website: www.amfreece.com

Phone: +420 582 309 286; Fax: +420 582 360 606

INDEX

PART NUMBER	PAGE	DET	QTY	PART NUMBER	PAGE	DET	QTY	PART NUMBER	PAGE	DET	QTY
15.1432.0.100	3-75	51	((5))	15.2501.0.800	3-57	04	((1))	15.2701.0.050	3-73	02	(1)
15.1433.0.100	3-73	47	((4))	15.2501.0.800	3-63	04	((1))	15.2701.0.800	3-73	04	((1))
15.1434.0.100	3-73	50	((2))	15.2502.0.050	3-57	03	(1)	15.2702.1.050	3-73	03	(1)
15.1434.0.100	3-75	56	((2))	15.2502.0.800	3-57	05	((1))	15.2702.1.800	3-73	22	((1))
				15.2503.0.300	3-57	13	((1)+(1))	15.2703.1.800	3-73	31	((1))
15.1501.0.800				15.2503.0.300	3-63	07	((1)+(1))	15.2706.1.800	3-73	34	((1))
15.1501.0.800	3-79	01	1	15.2503.0.300	3-73	07	((1)+(1))	15.2708.1.400	3-73	32	((1))
15.1502.0.600	3-79	02	1	15.2503.0.300	3-77	02	1	15.2711.0.050	3-73	40	((1))
15.1503.0.300	3-79	03	1	15.2504.0.700	3-57	08	((1)+(1))	15.2715.0.100	3-73	35	((1))
15.1504.0.300	3-79	05	2	15.2504.0.700	3-63	06	((1)+(1))	15.2716.0.100	3-73	41	((1))
15.1505.0.600	3-79	06	1	15.2504.0.700	3-73	08	((1)+(1))	15.2717.0.800	3-73	33	((1))
15.1506.0.600	3-79	08	1	15.2504.0.700	3-77	03	1	15.2718.0.600	3-73	24	((1))
15.1507.0.000	3-79	07	1	15.2505.0.700	3-57	09	((1))	15.2719.0.600	3-73	23	((1))
15.1508.0.050	3-79	09	1	15.2505.0.700	3-63	08	((1))	15.2720.0.600	3-73	39	((1))
15.1510.0.400	3-79	40	1	15.2505.0.700	3-73	11	((1))	15.2721.0.800	3-73	48	((1))
15.1511.0.300	3-79	04	1	15.2506.0.700	3-57	10	((1))	15.2722.0.400	3-73	49	((1))
				15.2506.0.700	3-63	09	((1))	15.2723.0.800	3-73	25	((1))
15.2001.1.600				15.2506.0.700	3-75	60	((1))	15.2724.0.800	3-73	26	((1))
15.2001.1.600	3-17	01	1					15.2725.0.800	3-73	27	((1))
15.2002.0.800	3-17	09	2	15.2600.0.050				15.2726.0.800	3-73	29	((1))
15.2003.0.800	3-17	10	2	15.2600.0.050	3-59	01	1	15.2728.0.300	3-75	54	((1))
15.2004.0.300	3-17	13	2	15.2600.0.051	3-59	02	1	15.2810.0.800	3-77	01	1
15.2004.0.400	3-9	45	(1)	15.2602.0.800	3-63	05	((1))	15.2812.0.700	3-77	04	1
15.2005.0.800	3-17	17	2	15.2603.0.800	3-63	27	(1)	15.2814.0.800	3-77	05	1
15.2007.0.600	3-17	20	2	15.2604.0.800	3-63	28	(1)				
15.2008.0.600	3-17	07	2	15.2605.0.600	3-63	29	(1)	15.3001.1.700			
15.2009.0.700	3-17	46	2	15.2606.0.600	3-63	32	(1)	15.3001.1.700	3-39	01	1
15.2010.0.300	3-17	03	4	15.2607.0.800	3-63	30	(1)	15.3002.0.300	3-21	09	1
15.2011.0.600	3-17	23	2	15.2608.0.600	3-63	31	(1)	15.3004.0.600	3-21	10	2
15.2012.0.600	3-17	24	2	15.2609.0.100	3-63	33	(1)	15.3005.0.000	3-23	16	1
15.2013.0.600	3-17	45	2	15.2610.0.100	3-63	34	(1)	15.3006.0.600	3-21	13	1
15.2015.0.800	3-17	19	2	15.2611.0.600	3-63	35	(1)	15.3008.0.600	3-35	15	1
15.2016.1.800	3-17	40	1	15.2617.0.800	3-61	01	1	15.3010.0.300	3-23	03	2
15.2017.1.800	3-19	56	1	15.2617.0.800	3-71	01	1	15.3011.0.300	3-21	12	2
15.2018.1.800	3-19	57	1	15.2618.0.800	3-61	02	1	15.3012.0.050	3-23	15	1
15.2019.0.600	3-17	05	2	15.2618.0.800	3-71	02	1	15.3012.0.800	3-23	22	(1)
15.2020.0.992	3-17	42	1	15.2619.0.300	3-15	03	1	15.3013.0.600	3-23	09	1
15.2021.0.991	3-17	44	4	15.2619.0.300	3-61	03	1	15.3014.0.600	3-23	10	1
15.2022.0.100	3-17	12	4	15.2619.0.300	3-71	03	1	15.3015.0.800	3-23	13	1
15.2023.0.300	3-57	16	((1)+(1))	15.2620.0.800	3-61	04	1	15.3016.0.050	3-35	01	1
15.2023.0.300	3-63	16	((1)+(1))	15.2620.0.800	3-71	04	1	15.3016.0.800	3-35	40	(1)
15.2023.0.300	3-73	21	((1)+(1))	15.2623.0.800	3-63	30*	(1)	15.3017.0.800	3-21	15	1
15.2023.0.300	3-77	06	1	15.2624.0.800	3-61	05	1	15.3018.0.800	3-39	02	2
15.2024.0.800	3-19	58	1					15.3019.0.300	3-25	01	1
15.2026.0.600	3-19	59	2	15.2700.0.051				15.3020.1.500	3-25	20	1
				15.2700.0.051	3-65	02	1	15.3021.0.800	3-25	02	1
15.2500.0.050				15.2700.0.051	3-67	01	1	15.3022.0.050	3-25	03	1
15.2500.0.050	3-55	01	1	15.2700.1.050	3-65	01	1	15.3024.0.800	3-47	01	1
15.2500.0.050	3-57	01	1	15.2700.1.050	3-73	01	1	15.3025.0.300	3-35	38	(1)
15.2501.0.050	3-57	02	(1)	15.2700.1.052	3-67	17	1	15.3026.0.800	3-43	13	1

Released 04/2012

e-mail: service@amfreece.cz; parts@amfreece.cz; website: www.amfreece.com

Phone: +420 582 309 286; Fax: +420 582 360 606

INDEX

PART NUMBER	PAGE	DET	QTY	PART NUMBER	PAGE	DET	QTY	PART NUMBER	PAGE	DET	QTY
15.3029.0.800	3-21	17	1	15.4002.0.500	3-7	02	(1)	15.4500.0.050			
15.3030.0.300	3-21	08	1	15.4003.0.400	3-7	06	(1)	15.4500.0.050	3-25	06	1
15.3031.0.500	3-21	05	1	15.4004.0.800	3-9	02	1	15.4500.1.000	3-27	01	1
15.3032.0.600	3-39	04	1	15.4005.0.400	3-7	30	(1)	15.4501.1.800	3-27	02	1
15.3033.0.500	3-23	26	(1)	15.4006.0.400	3-7	33	(1)	15.4502.0.400	3-27	03	1
15.3034.0.500	3-23	07	1	15.4007.0.800	3-7	17	(1)	15.4503.0.991	3-27	04	1
15.3035.0.500	3-25	04	2	15.4008.0.400	3-7	35	(1)	15.4504.0.700	3-27	06	1
15.3036.1.500	3-27	35	1	15.4009.0.400	3-7	10	(1)	15.4505.0.600	3-27	40	1
15.3037.0.800	3-39	05	1	15.4010.0.050	3-7	29	1	15.4506.0.700	3-27	13	1
15.3039.0.800	3-41	08	1	15.4010.0.050	3-9	04	1	15.4507.0.400	3-27	15	1
15.3040.0.800	3-39	08	1	15.4011.0.050	3-25	05	2	15.4508.0.400	3-27	42	1
15.3043.0.800	3-39	10	1	15.4017.0.800	3-7	23	(2)	15.4509.0.600	3-27	16	1
				15.4019.0.400	3-7	04	(2)	15.4510.0.600	3-27	17	1
15.3200.1.050				15.4020.0.400	3-7	24	(2)	15.4511.0.600	3-29	57	1
15.3200.1.050	3-31	21	1	15.4021.0.800	3-7	40	(1)	15.4512.0.800	3-27	18	1
15.3200.1.800	3-31	37	(1)	15.4022.0.800	3-7	41	(1)	15.4514.0.050	3-27	21	2
15.3201.1.800	3-33	54	(1)					15.4516.0.800	3-55	04	1
15.3202.0.800	3-31	39**	(1)	15.4401.0.400				15.4516.0.800	3-65	05	1
15.3204.0.400	3-31	41	(1)	15.4401.0.400	3-11	11	1	15.4516.0.800	3-67	02	1
15.3205.0.800	3-31	04	2	15.4402.0.600	3-11	12	1	15.4519.0.200	3-27	24	1
15.3205.0.800	3-31	42	(2)	15.4403.0.000	3-11	13	1				
15.3206.0.300	3-31	22**	1	15.4404.0.300	3-11	08	1	15.4520.0.300			
15.3207.0.800	3-31	23	1	15.4405.0.050	3-11	31	1	15.4520.0.300	3-27	25	1
15.3210.0.000	3-31	12	1	15.4409.0.400	3-11	01	1	15.4521.0.300	3-27	27	1
15.3210.0.400	3-31	03	1	15.4410.0.400	3-37	19	1	15.4521.0.300	3-73	43	((1))
15.3212.1.800	3-31	06	1	15.4412.0.050	3-11	28	1	15.4522.0.800	3-27	31	1
15.3213.0.800	3-31	07	1	15.4412.0.600	3-11	45	(1)	15.4523.0.800	3-27	32	1
15.3214.0.100	3-31	08	1	15.4413.0.300	3-11	43	(1)	15.4524.0.800	3-59	04	1
15.3215.0.200	3-31	09	1	15.4415.1.400	3-11	37	1	15.4524.0.800	3-65	09	2
15.3216.0.000	3-31	18	1	15.4416.0.800	3-11	19	1	15.4524.0.800	3-67	10	2
15.3217.0.100	3-31	46	(1)	15.4417.0.800	3-11	20	1	15.4525.0.000	3-27	34	1
15.3219.0.100	3-31	02	1	15.4418.0.700	3-11	07	1	15.4526.0.800	3-27	38	1
15.3220.0.000	3-33	55*	(1)	15.4419.0.300	3-13	58	(1)	15.4530.0.200	3-27	28	1
				15.4420.0.600	3-13	56	(1)	15.4531.0.200	3-27	29	1
15.3801.0.000				15.4421.0.400	3-11	46	(1)	15.4532.0.800	3-27	45	1
15.3801.0.000	3-43	01	1	15.4423.0.400	3-11	00	(1)	15.4537.0.990	3-27	50	1
15.3804.0.800	3-45	01	1	15.4423.0.500	3-11	22	1	15.4539.0.990	3-29	51	1
15.3805.0.700	3-43	04	1	15.4426.0.500	3-9	12	1	15.4541.0.800	3-29	56	1
15.3806.0.300	3-43	07	2	15.4427.0.000	3-13	50	(1)	15.4543.0.600	3-37	38	(2)+(2)
15.3807.0.300	3-43	02	2	15.4427.0.050	3-11	23	1	15.4545.0.400	3-29	61	1
15.3809.0.400	3-43	03	2	15.4428.0.100	3-13	49	(1)	15.4546.0.600	3-59	05	1
15.3810.0.990	3-43	11	3	15.4429.0.300	3-13	48	(1)	15.4548.0.100	3-27	10	1
15.3811.0.993	3-43	19	1	15.4431.0.400	3-11	47	(1)	15.4549.0.100	3-27	14	2
15.3812.0.800	3-43	23	1	15.4433.0.400	3-11	00	(1)	15.4555.0.400	3-27	12	2
15.3813.0.600	3-43	28	1	15.4434.0.400	3-11	00	(1)				
				15.4435.1.100	3-11	41	(1)	15.4601.0.300			
15.4001.0.000				15.4437.0.990	3-13	54	(1)	15.4601.0.300	3-37	02	1
15.4001.0.000	3-7	09	(1)	15.4439.0.400	3-11	14	1	15.4602.1.400	3-37	03	1
15.4001.0.050	3-7	01	1	15.4440.0.100	3-11	15	1	15.4604.0.500	3-37	09	1
15.4001.0.050	3-9	01	1	15.4442.1.400	3-11	35	1	15.4605.0.050	3-37	04	1

Released 04/2012

e-mail: service@amfreece.cz; parts@amfreece.cz; website: www.amfreece.com

Phone: +420 582 309 286; Fax: +420 582 360 606

INDEX

PART NUMBER	PAGE	DET	QTY	PART NUMBER	PAGE	DET	QTY	PART NUMBER	PAGE	DET	QTY
15.4606.0.050	3-37	05	1	15.5212.0.800	3-69	08	1	17.0012.4.106	3-77	14	2
15.4606.0.600	3-37	27	(1)	15.5213.0.800	3-69	09	1	17.0012.6.110	3-17	16	6
15.4607.0.300	3-37	32	(1)+(1)	15.5214.0.600	3-69	10	1	17.0012.6.400	3-77	11	4
15.4608.0.300	3-37	28	(1)	15.5215.0.800	3-69	11	1				
15.4608.0.300	3-37	36	(1)	15.5216.0.500	3-69	12	1	17.0013.1.259			
15.4609.0.300	3-37	35	(1)					17.0013.1.259	3-59	17	1
15.4610.0.400	3-37	33	(1)	15.6002.0.050				17.0013.1.259	3-65	10	1
15.4611.0.400	3-37	00	0	15.6002.0.050	3-51	16	1	17.0013.1.259	3-67	11	1
15.4612.0.400	3-37	00	0	15.6002.0.800	3-51	24	(1)	17.0013.1.415	3-35	23	1
15.4613.0.400	3-37	00	0	15.6004.0.000	3-49	23	1	17.0013.1.415	3-69	16	1
15.4614.0.600	3-37	20	1	15.6005.0.990	3-51	13	4	17.0013.1.482	3-59	10	1
15.4615.0.800	3-37	12	1					17.0013.1.485	3-77	10	1
15.4616.0.400	3-37	34	(1)	15.7001.0.000				17.0013.5.067	3-57	24	((1)+(1))
15.4617.0.400	3-37	00	0	15.7001.0.000	3-35	02	1	17.0013.5.067	3-63	17	((1)+(1))
15.4618.0.400	3-37	00	0	15.7001.0.051	3-43	18	1	17.0013.5.067	3-73	15	((1)+(1))
15.4619.0.400	3-37	00	0	15.7001.0.052	3-39	07	1	17.0014.1.178	3-59	12	1
				15.7002.0.000	3-35	09	1	17.0016.1.054	3-29	62	1
15.5001.0.600								17.0016.1.190	3-11	06	1
15.5001.0.600	3-5	20	1	15.8001.0.001				17.0016.1.401	3-59	11	1
15.5002.0.600	3-5	22	1	15.8001.0.001	3-49	20	1				
15.5003.0.600	3-5	21	1	15.8001.0.002	3-49	21*	1	17.0019.0.226			
15.5004.0.600	3-5	19	1	15.8001.0.002	3-49	21**	1	17.0019.0.226	3-29	67	3
15.5005.0.300	3-5	18	1					17.0019.0.228	3-29	55	2
15.5006.0.300	3-5	15	1	17.0004.9.894				17.0019.0.228	3-31	17	1
15.5008.0.300	3-5	09	(1)	17.0004.9.894	3-27	43	1	17.0019.0.230	3-11	42	(1)
15.5009.0.050	3-5	01	1	17.0004.9.895	3-27	44	1	17.0019.0.602	3-37	37	(2)+(2)
15.5009.0.050	3-5	14	(1)	17.0011.1.148	3-13	53	(1)	17.0019.0.680	3-63	47	(1)
15.5009.0.050	3-5	23	1	17.0011.2.072	3-17	32	2	17.0019.1.088	3-27	41	2
15.5009.0.600	3-5	04	(1)					17.0019.2.066	3-57	22	((1)+(1))
15.5011.0.400	3-5	10	(1)	17.0012.0.117				17.0019.2.066	3-63	19	((1)+(1))
15.5012.0.600	3-5	11	(1)	17.0012.0.117	3-27	09	3	17.0019.2.066	3-73	13	((1)+(1))
15.5013.0.100	3-5	05	(1)	17.0012.0.118	3-17	22	2	17.0019.5.040	3-57	23	((1)+(1))
15.5014.0.800	3-5	13	(1)	17.0012.0.118	3-27	20	3				
15.5015.0.050	3-65	18	1	17.0012.0.404	3-27	11	2	17.0021.1.073			
15.5015.0.700	3-35	17	1	17.0012.0.543	3-7	27	((1))	17.0021.1.073	3-35	24	1
15.5019.0.800	3-35	25	1	17.0012.0.571	3-35	18	1	17.0026.0.218	3-59	13	1
15.5020.0.100	3-5	12	(1)	17.0012.0.605	3-55	06	1	17.0026.1.084	3-7	05	(2)
15.5021.0.300	3-35	06	1	17.0012.0.605	3-63	38	(1)	17.0026.2.020	3-59	18	1
15.5024.0.992	3-35	28*	1	17.0012.0.605	3-65	06	1	17.0026.2.020	3-65	11	1
				17.0012.0.605	3-67	07	1	17.0026.2.020	3-67	12	1
15.5201.1.990				17.0012.0.688	3-59	09	1	17.0026.2.054	3-15	11	1
15.5201.1.990	3-69	01	1	17.0012.1.142	3-63	37	(1)	17.0026.2.072	3-15	32	1
15.5202.1.600	3-69	02	1	17.0012.2.400	3-27	30	1	17.0026.2.078	3-31	33	1
15.5204.0.800	3-69	03	1	17.0012.4.106	3-55	07	1	17.0026.3.173	3-73	45	((1))
15.5205.1.300	3-69	04	1	17.0012.4.106	3-57	27	((1)+(1))	17.0027.1.223	3-53	06	1
15.5206.0.050	3-67	03	1	17.0012.4.106	3-59	07	1	17.0027.4.085	3-43	08	4
15.5206.0.051	3-67	04	1	17.0012.4.106	3-63	18	((1)+(1))				
15.5206.1.600	3-69	05	1	17.0012.4.106	3-65	08	1	17.0031.3.027			
15.5207.1.800	3-69	06	1	17.0012.4.106	3-67	09	1	17.0031.3.027	3-7	03	(2)
15.5211.0.800	3-69	07	1	17.0012.4.106	3-73	20	((1)+(1))	17.0033.1.109	3-11	05	1

Released 04/2012

e-mail: service@amfreece.cz; parts@amfreece.cz; website: www.amfreece.com

Phone: +420 582 309 286; Fax: +420 582 360 606

INDEX

PART NUMBER	PAGE	DET	QTY	PART NUMBER	PAGE	DET	QTY	PART NUMBER	PAGE	DET	QTY
17.0043.6.351	3-7	11	(1)	19.0044.1.623	3-37	29	(1)+(2)				
17.0066.7.420	3-57	12	(1)	19.0063.6.441	3-17	04	2				
17.0066.7.421	3-57	11	(1)	19.0063.6.445	3-35	22	1				
17.0081.5.047	3-17	26	2	19.0063.6.447	3-69	19	1				
17.0082.5.884	3-57	20	((1))	19.0064.7.420	3-53	07	1				
17.0082.5.884	3-77	12	1	19.0064.8.409	3-17	08	2				
17.0082.5.898	3-29	53	1								
17.0082.8.017	3-15	08	2	19.0081.4.454							
17.0087.0.169	3-57	19	((1)+(1))	19.0081.4.454	3-69	20	1				
17.0087.0.169	3-77	13	1	19.0081.5.452	3-73	36	((1))				
17.0087.0.204	3-55	05	1	19.0082.1.405	3-73	28	((1))				
17.0087.0.204	3-65	07	1	19.0082.1.414	3-7	25	(1)				
17.0087.0.204	3-67	08	1	19.0082.3.438	3-73	37	((1))				
17.0094.0.029	3-81	04	8	19.0082.3.439	3-63	46	(1)				
17.0094.0.200	3-51	09	4	19.0082.3.439	3-75	62	((1))				
17.0095.1.329	3-41	11	2	19.0082.6.420	3-59	14	1				
17.0097.5.174	3-3	25	2	19.0082.6.421	3-57	06	((1))				
17.0097.5.174	3-39	18	1	19.0082.6.421	3-63	10	((1))				
17.0097.5.174	3-43	20	1	19.0082.6.421	3-73	19	((1))				
				19.0082.6.422	3-57	07	((1))				
18.0011.2.400				19.0082.6.422	3-63	11	((1))				
18.0011.2.400	3-7	08	(2)	19.0082.6.422	3-75	63	((1))				
				19.0082.6.432	3-73	30	((1))				
19.0004.1.402				19.0087.0.420	3-59	15	2				
19.0004.1.402	3-75	58	((1))	19.0087.0.424	3-73	38	((1))				
19.0005.2.218	3-61	07	3	19.0094.2.412	3-41	20	0				
19.0007.9.462	3-21	01	1	19.0094.2.418	3-35	28	1				
19.0008.3.415	3-35	29	1	19.0094.5.412	3-41	21	0				
19.0011.1.401	3-7	15	(1)	19.0095.1.406	3-61	06	1				
19.0014.3.405	3-35	03	2	19.0095.1.406	3-71	08	1				
19.0014.7.003	3-51	22	(1)								
19.0016.1.402	3-17	14	2	22.0229.0.000							
19.0016.3.410	3-69	17	1	22.0229.0.000	3-41	09	8				
19.0017.2.403	3-15	09	1	22.0353.0.000	3-69	21	1				
19.0017.2.404	3-15	10	1								
19.0019.0.682	3-25	07	2	23.2044.0.050							
19.0019.0.682	3-27	36	1	23.2044.0.050	3-31	14	1				
19.0019.0.685	3-23	27	(1)	23.2044.0.050	3-31	25	1				
19.0019.0.686	3-27	48	2								
19.0019.6.402	3-63	45	(1)	24.0084.0.000							
				24.0084.0.000	3-51	02	4				
19.0033.1.406				24.0168.0.000	3-51	18	(3)				
19.0033.1.406	3-17	11	2	24.0169.0.000	3-51	19	(1)				
19.0033.2.403	3-69	18	5	24.4068.0.005	3-11	17	1				
19.0033.5.403	3-23	23	(1)								
19.0033.8.407	3-27	07	1								
19.0033.8.408	3-27	08	1								
19.0041.0.675	3-23	25	(1)								
19.0041.1.400	3-63	36	(1)								
19.0043.6.441	3-27	49	1								

Released 04/2012

e-mail: service@amfreece.cz; parts@amfreece.cz; website: www.amfreece.com

Phone: +420 582 309 286; Fax: +420 582 360 606

