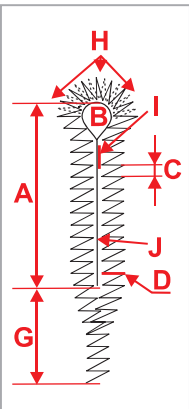
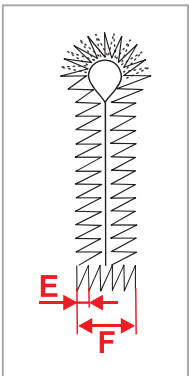



Flybar



Crossbar



Round eyelet



B

Technical Specifications

	100	101	105	
Stitch Type	401 Single Needle double chainstitch with or without Gimp			
Sewing Speed	1,750 spm	1,600 spm	1,800 spm	
Buttonhole Length	10 to 32 mm**	13 to 32 mm**	12 to 38 mm	A
Eye Shape (X:Y) mm	No Eye; 3.0 x 5.0 CA 3.0 x 5.0 CB RDE models only 2.0 to 7.0 mm	No Eye; 2.7 x 4.3	No Eye; 2.8 x 4.2; 3.4 x 4.2	B
Stitch Density	6 to 16 s/cm	3 to 16 s/cm	6 to 16 s/cm	C
Stitch Bite	2.0 to 2.6 mm 2.7 to 3.3 mm 3.4 to 4.0 mm	2 to 4 mm	1.8 to 3 mm	D
Crossbar Density	8 to 16 s/cm	N/A		E
Crossbar Length	4 to 8 mm	N/A		F
Flybar Length	3 to 7 mm	4 to 8 mm	3 to 12 mm	G
Number of Stitches in the Eye	4 to 8	4 to 12	4 to 12	H
Cutting Space	- 0.5 to 0.7 mm	± 0.5 mm		I
Buttonhole Cutting	cut before (CB), cut after (CA), no cut			J
Automatic Thread Trimming	top thread			
Electrical Supply	230V, 50/60Hz, 3Ph 400V, 50/60Hz, 3Ph 230V, 50/60Hz, 1Ph 110V, 60Hz, 1Ph		230V, 50/60 Hz 1phase	
Compressed Air	Not required			
Dimensions (crated) Head and Table Weight	700 mm (W) x 550 mm (D) x 750 mm (H) 86 kg			
Overall Dimensions Floor Plan Table Height	110 x 60 cm 70 cm adjustable to 90 cm			

www.promelectroavtorat.ru

Accuracy of illustration and description of equipment shown herein apply to products as manufactured at time of publication.

** for open end buttonholes the buttonhole length is up to 38 mm