

# Technical Specifications S-311

<b>Stitch Type</b>	Single needle double chainstitch with or without gimp (401)	
<b>Sewing Speed</b>	1,000 to 2,000 spm adjustable	
<b>Buttonhole Length</b> <b>AF Model</b> <b>LTT Model</b> <b>CT Model</b>  <b>RDE Model</b>	Adjustable in increments of 1 mm 10 to 50 mm ( $\frac{3}{8}''$ to $1\frac{31}{32}''$ ); 2 to 7 mm ( $\frac{5}{64}''$ to $\frac{9}{32}''$ )* 10 to 36 mm ( $\frac{3}{8}''$ to $1\frac{13}{32}''$ ) 16 to 32 mm ( $\frac{5}{8}''$ to $1\frac{1}{4}''$ ) with change of clamp kits: 16-20 mm; 20-24 mm; 24-28 mm; 28-32 mm $(\frac{5}{8}'' - \frac{25}{32}''; \frac{25}{32}'' - \frac{15}{16}''; \frac{15}{16}'' - 1\frac{1}{8}''; 1\frac{1}{8}'' - 1\frac{1}{4}'')$ 2 to 7 mm ( $\frac{5}{64}''$ to $\frac{9}{32}''$ ) - diameter	<b>A</b>    <b>B</b>

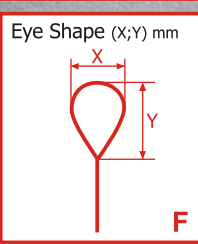
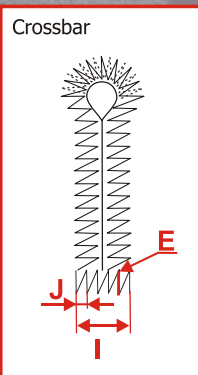
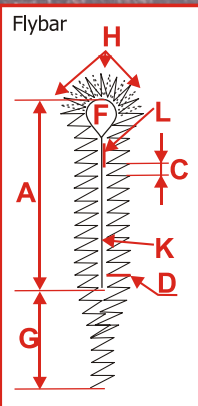
<b>Buttonhole Types</b>	
-------------------------	--

<b>Automatic Cutting Length</b>	Sliding block range: 13 - 38 mm Optional: Eye or No Eye (only AF, LTT)	
<b>Stitch Density</b>	0,5 - 2,0 mm adjustable in increments of 0,1 mm	<b>C</b>
<b>Stitch Bite in Buttonhole</b>	2,1+/- 0.3 mm (electronic adjustment); 2,7+/- 0.3 mm (electronic adjustment)	<b>D</b>
<b>Stitch Bite in CRB</b>	2,1+/- 0.5 mm (electronic adjustment); 2,7+/- 0.5 mm (electronic adjustment)	<b>E</b>
<b>Eye Shape (X;Y) mm</b>	No Eye / 2,2 x 3,0 / 2,8 x 4,2 / 3,0 x 4,6 / 3,2 x 5,0 / 3,4 x 4,2	<b>F</b>
<b>Fly Bar Length</b>	3,0 - 20,0 mm	<b>G</b>
<b>Number of Eye Stitches</b>	4 to 20	<b>H</b>
<b>Number of Stitches in the round end</b>	4 to 20	

<b>Length of Crossbar</b>	4 - 8 mm	<b>I</b>
<b>Crossbar density</b>	0,5 - 1,5 mm adjustable in increments of 0,1 mm	<b>J</b>
<b>Clamp Foot Height</b>	12 mm	
<b>Sewing Thickness</b>	8 mm	
<b>Buttonhole Cutting</b>	Cut Before, Cut After, No Cut	<b>K</b>
<b>Cutting Space</b>	- 0,5 to 1,2 mm	<b>L</b>

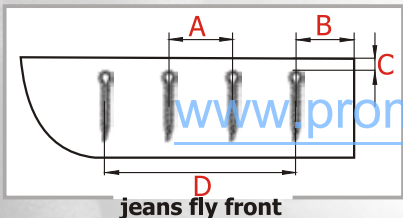
<b>Thread Trimming</b>	AF, RDE top thread only CT all threads LTT all threads
<b>Recommended Needle</b>	AMF Reece Series 558; size Nm 90, 100, 110
<b>Recommended Thread</b>	High Quality Core Spun Polyester; size 80, 100, 120; gimp size 30 and higher
<b>Air Requirement</b>	0,45 MPa (4,5 bar) (65 psi)
<b>Electrical Supply</b>	230V, 50/60 Hz 1 phase (according to EN 60947-2)

<b>Dimensions Head and Table Weight</b>	1100 mm (w) x 700 mm (D) x 1140 mm (H); 43'' (w) x 27 1/2'' (D) x 45'' (H) 175 kg (386 lbs.)
<b>Dimensions Packed Weight</b>	1150 mm (w) x 790 mm (D) x 1300 mm (H); 45'' (w) x 31'' (D) x 51'' (H) 240 kg (529 lbs.)



[www.promelectroavtomat.ru](http://www.promelectroavtomat.ru)

Machine Model	AF	CT	CT
Applications	jacket sleeve		jeans fly front
Stitch Type	single chainstitch	double chainstitch with or without gimp	
Thread Nipper	Yes		No
Number of Buttonholes	1-6 buttonholes		
Distance between Buttonholes	A	8 - 160 mm	
Distance from Fabric Edge (horizontal)	B	31 mm	
Distance from Fabric Edge (vertical)	C	9 -19 mm	
Max. Horizontal Feed Amount	D	160 mm	



[www.promelectroavtomat.ru](http://www.promelectroavtomat.ru)