

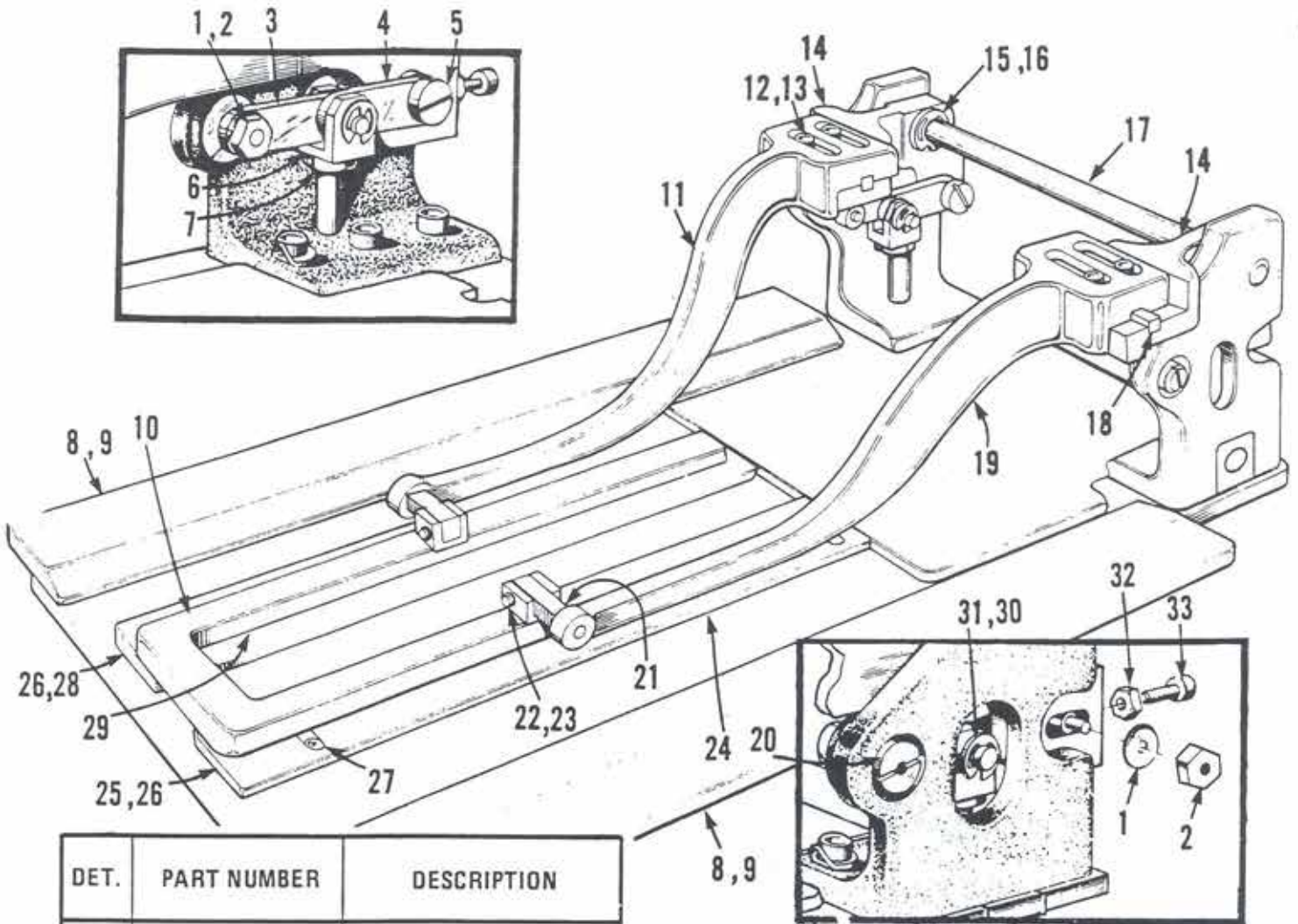
# ILLUSTRATED PARTS SECTION

---

## CONTENTS

Clamping . . . . .	1-3	Automatic Patch Loading . . . . .	35-39
Patch Folding . . . . .	4-6	Patch Trays & Stay Material Dispenser . . . . .	40
Clamping & Patch Folding Chart . . . . .	7		
Positioning of Patch Folding Brushes . . . . .	8-9	Manifold . . . . .	41-43
Patch Guides . . . . .	10	Hydraulic Pump . . . . .	44-45
Patch Guides, Needle Holders & Throat Plates . . . . .	11	Hydraulic Lines & Components . . . . .	46
Clamp Table Travel . . . . .	12-13		
Clamping & Patch Folding Cylinder . . . . .	14	Electrical Harness . . . . .	47
		Control Panel & Compartment . . . . .	48-49
Work Locating & Drill Hole Lanterns . . . . .	15	Electrical Components . . . . .	50-51
Thread Tensions & Controls . . . . .	16-19	Pedal . . . . .	52
Center Knife Cutting . . . . .	19	Electrical Wires . . . . .	53
Needles . . . . .	20		
Needle Bar Drive & Throat Plate . . . . .	21	Bedplate Mounting . . . . .	56
Needle Guards . . . . .	22	Hinging & Latching . . . . .	54
		Damping & Hinging . . . . .	55
Looper Drive . . . . .	23	Table Frame . . . . .	58-59
Drive Shaft . . . . .	24	Panels . . . . .	57
Intermittent Valve . . . . .	25		
Handwheel . . . . .	26	Supplies, Tools & Accessories . . . . .	61-65
Stop Motion . . . . .	27-29	Parts Index . . . . .	I-XIV
		Electrical Schematic . . . . .	Envelope at back of Manual.
Tab Cutting . . . . .	30-33		
Slide Safety Plate . . . . .	34		





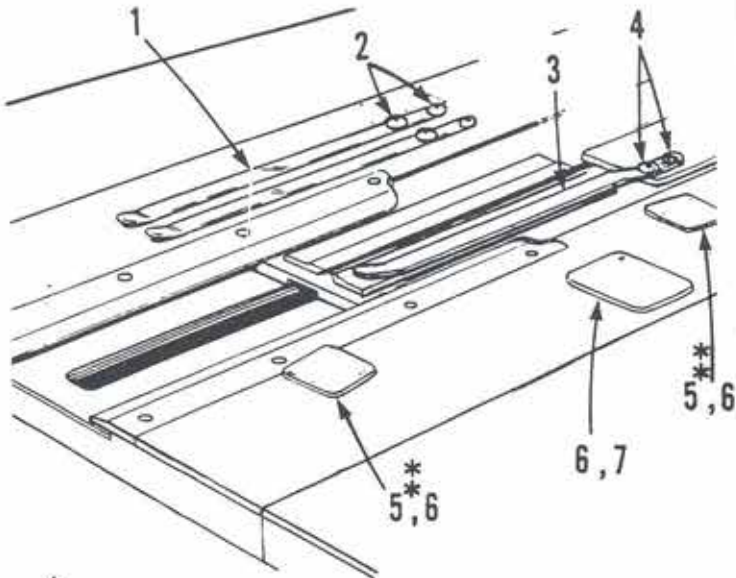
DET.	PART NUMBER	DESCRIPTION
1	01-3404	Nut
2	01-4441	Washer
3	40-0085	Lever
4	40-0079	Lever
5	01-1419	Screw
6	40-0087	Link
7	01-3415	Nut
8	40-0332	Slide Plate Cover (pair)
9	01-2451	Screw
10	see page 7*	Clamp Foot
11	42-0071-0-004	Clamp Arm (left, front)
12	01-2447	Screw
13	01-4402	Washer
14	42-0071-0-007	Clamp Arm (Rear)
15	01-4484	Spacer
16	01-6561	Retaining Ring
17	41-0080	Slide Bar
18	01-7530	Key
19	42-0071-0-003	Clamp Arm (right, front)

20	01-1418	Screw
21	40-0072-0-002	Pivot Block
22	01-6477	Pin
23	01-6368	Retaining Ring
24	40-0676	Spacer (used with 3/8"-1/2" support plate)
25	see page 7	Plate Cover
26	see page 7	Support Plate (R.H.)
27	01-2461	Screw
28	see page 7	Support Plate (L.H.)
29	see page 7	Sole
30	01-6489	Pin
31	01-6558	Retaining Ring
32	01-3402	Nut
33	01-2482	Screw

\*Assembly, refer to Parts Index for Components.

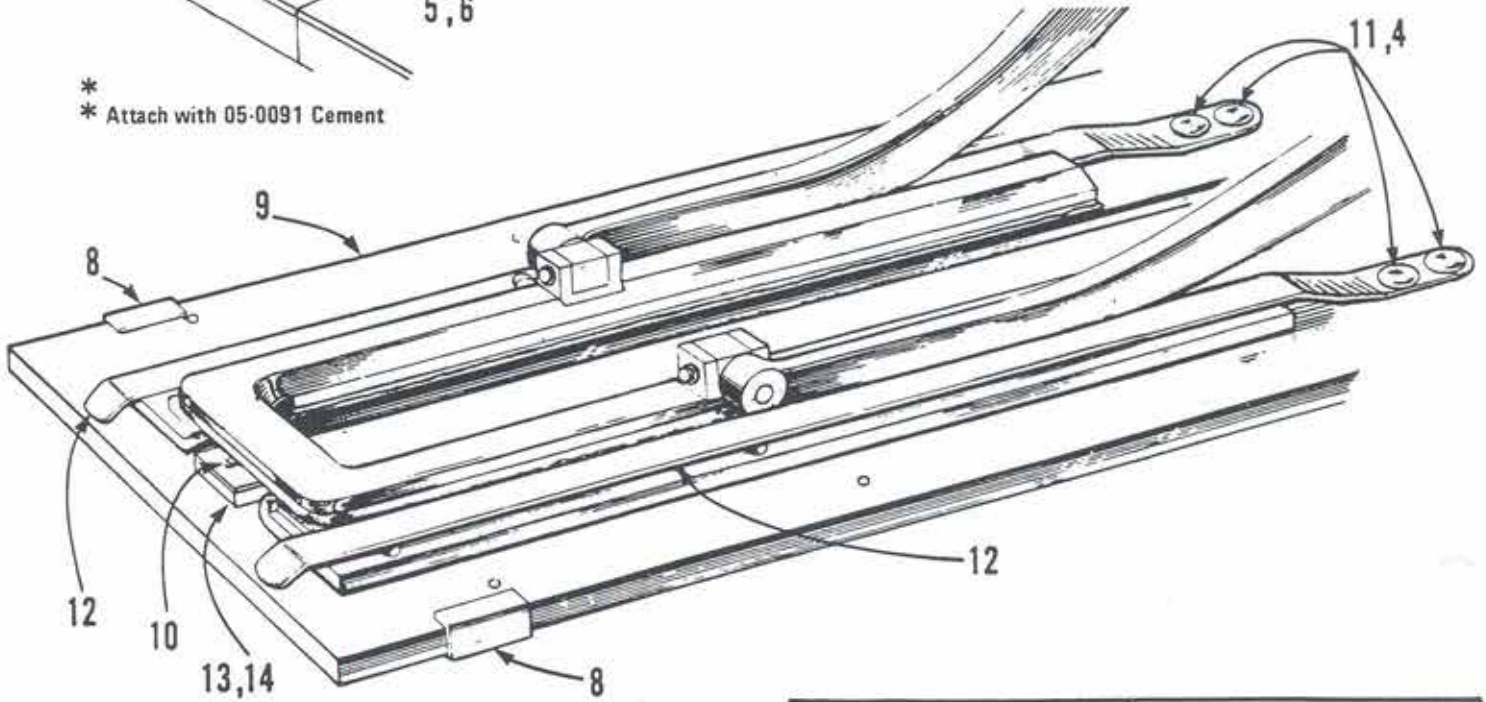
# CLAMPING

## TROUSER UNIT SETUP



\* Attach with 05-0091 Cement

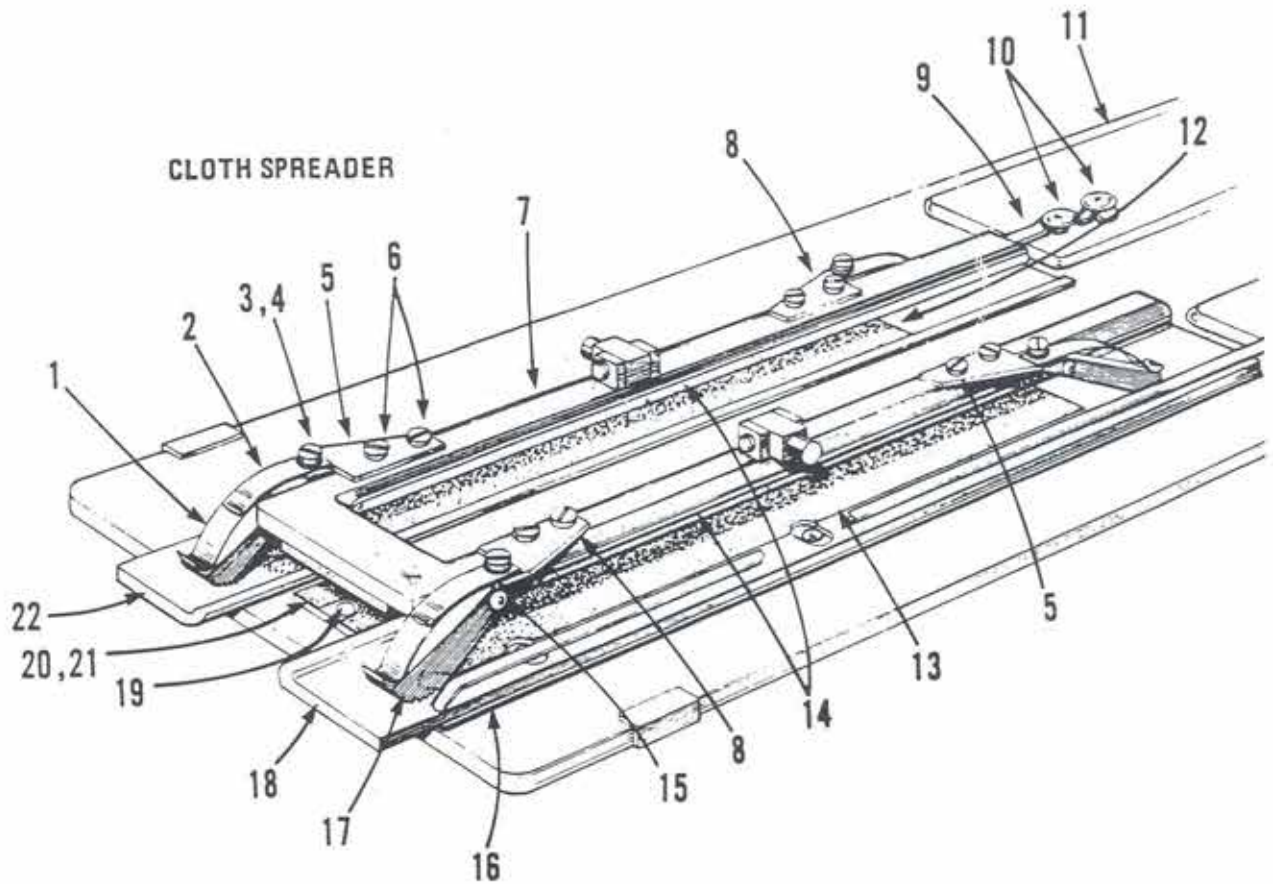
8	40-0573 40-0573-1	Slide Block Slide Block (over-sized)
9	41-0099	Clamp Plate
10	01-2523	Screw
11	01-4489	Lockwasher
12	42-0595	Hold Down



DET.	PART NUMBER	DESCRIPTION
1	40-0596	Hold Down, Long
2	01-2536	Screw
3	40-0597-0-001	Hold Down
4	01-2633	Screw
5	40-0613	Gauge
6	05-0041	Contact Cement
7	40-0614	Gauge

13	40-0716-1-050 *	Block (3/8"-7/16")
	40-0716-1-051 *	Block (1/2"-7/8")
14	40-0717-1-375	Block Cover (3/8"-7/16")
	40-0717-1-500	Block Cover (1/2"-7/8")

\* Assembly, refer to Parts Index for Components.

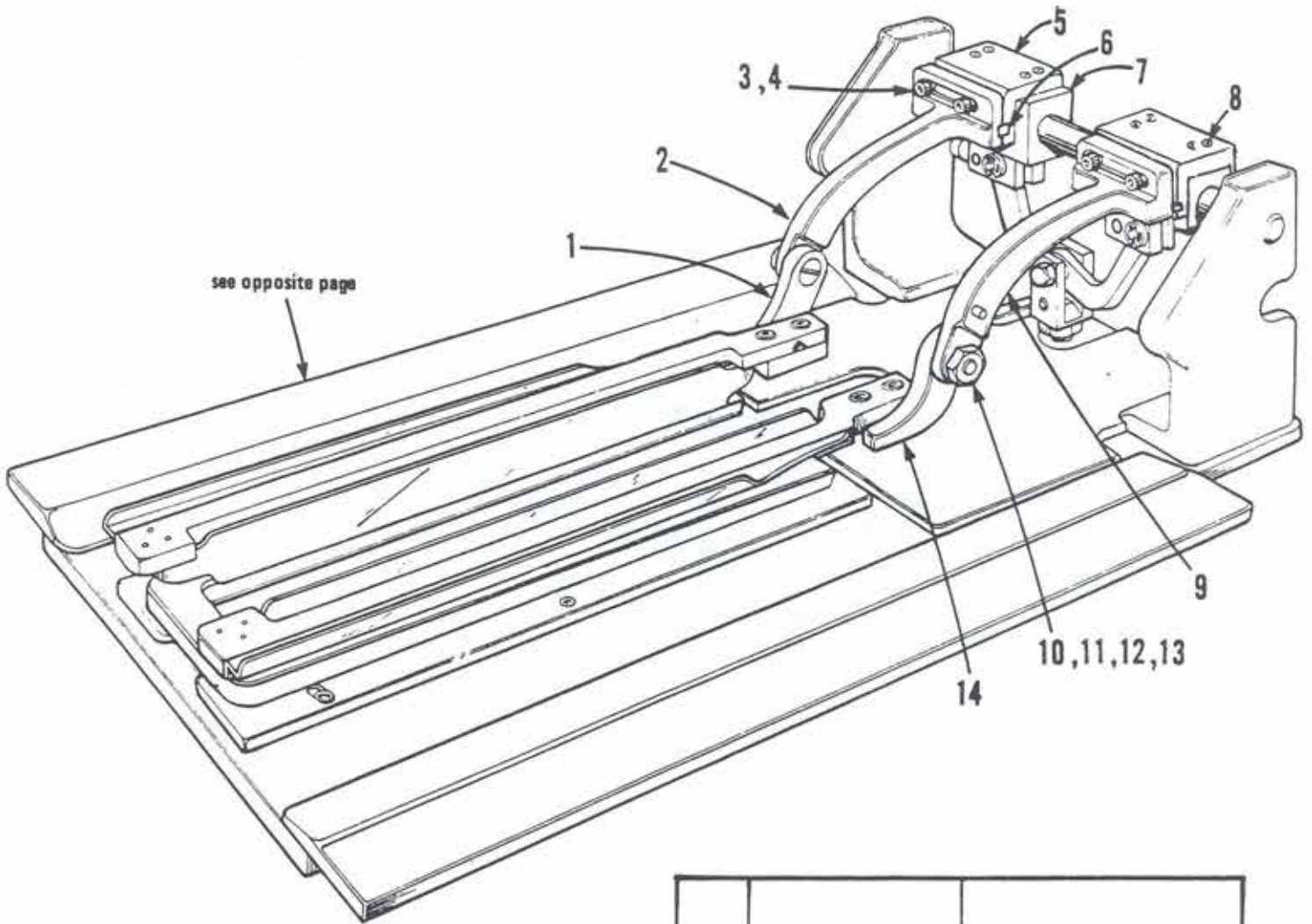


DET.	PART NUMBER	DESCRIPTION
1	01-5479	Spreader Spring
2	01-5480	Support Spring
3	01-2667	Screw
4	01-4494	Washer
5	40-0700-0-152*	Foot Asm.
	40-0767-1-102	Spring Support
6	01-2597	Screw
7	see page 7*	Clamp Foot
8	40-0700-0-151*	Foot Asm.
	40-0767-1-101	Spring Support
9	42-0595-0-002	Hold Down (L.H.)
	42-0597-0-002	Hold Down (R.H.)
10	01-2545	Screw
11	41-0680	Stiffner Plate
12	see page 7	Plate Cover
13	see page 7	Plate Cover
14	see page 7	Sole
15	01-6519	Rollpin

16	40-0676	Spacer
17	40-0700-2-100	Spreader Foot
18	see page 7*	Support Plate (R.H.)
19	01-2523	Screw
20	40-0716-1-050*	Block (3/8"-7/16")
	40-0716-1-051*	Block (1/2"-7/8")
21	40-0717-1-375	Block Cover (3/8"-7/16")
	40-0717-1-500	Block Cover (1/2"-7/8")
22	see page 7	Support Plate (L.H.)

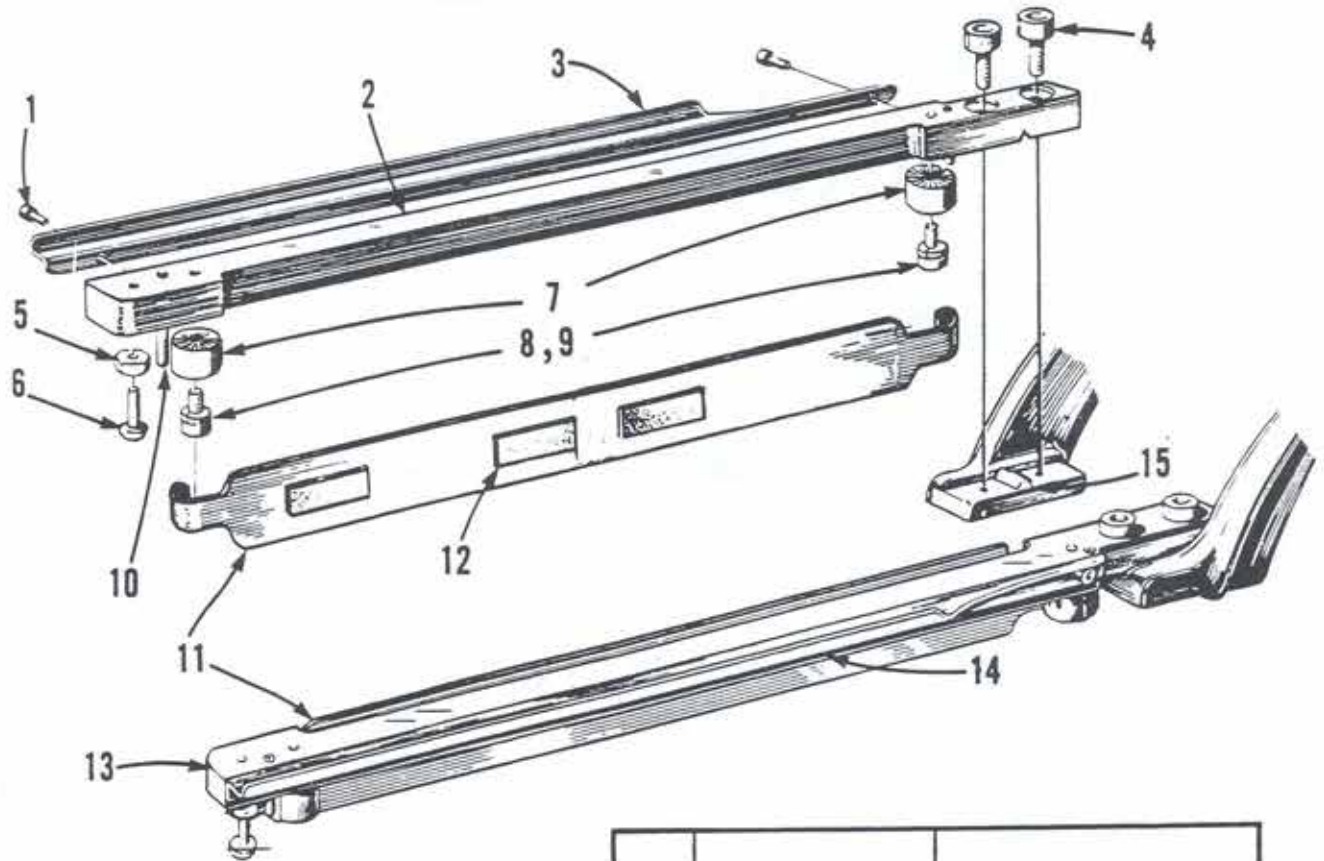
\*Assembly, refer to Parts Index for Components.

# PATCH FOLDING BRUSHES



DET.	PART NUMBER	DESCRIPTION
1	42-0073-0-004	Brush Arm (Lower L.H.)
2	42-0073-0-002	Brush Arm (Upper L.H.)
3	01-2412	Screw
4	01-4446	Washer
5	42-0846-1	Slide Block Cover
6	01-7530	Key
7	41-0433	Slide Block
8	01-2413	Screw
9	42-0073-0-001	Brush Arm (Upper R.H.)

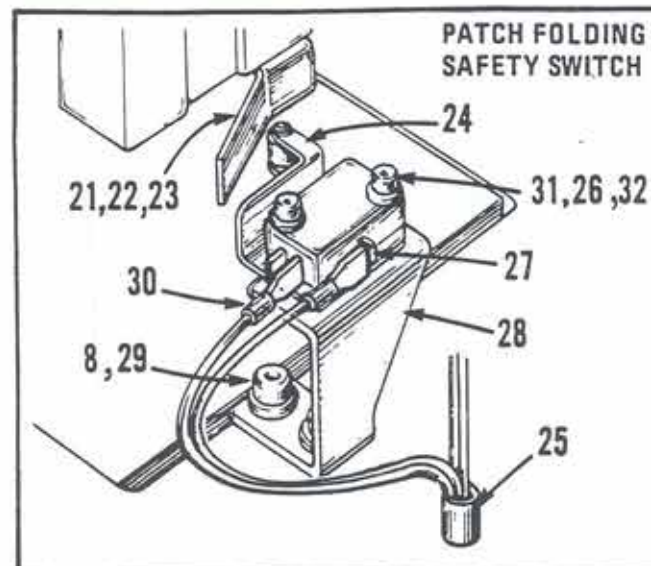
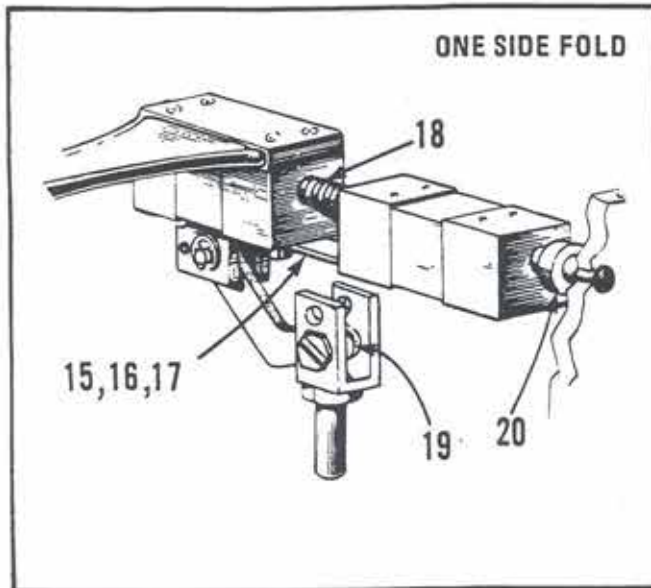
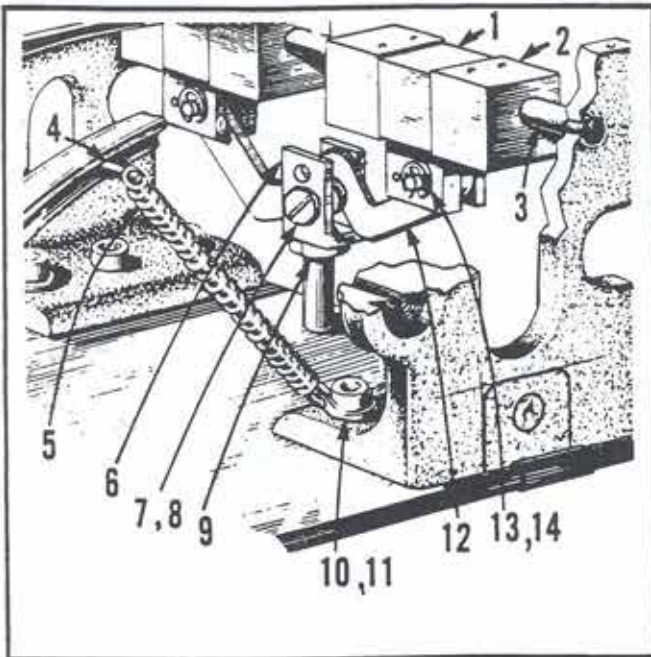
10	01-1486	Screw
11	01-4044	Washer
12	01-3415	Nut
13	01-4672-0-003	Lockwasher
14	42-0073-0-003	Brush Arm (Lower R.H.)



DET.	PART NUMBER	DESCRIPTION
1	01-2415	Screw
2	40-0070-0-072	Brush (L.H. 3/8"-1/2")
	41-0070-0-071	Brush (L.H. 5/8"-7/8")
3	chart, page 7	Patch Locator (L.H.)
4	01-2407	Screw
5	01-3426	Nut
6	01-2569	Screw
7	40-0468	Pivot (3/8"-1/2")
	41-0468	Pivot (5/8"-7/8") plus all models using Automatic Patch Loaders
8	01-2413	Screw
9	01-4406	Washer
10	01-6521	Rollpin

11	— 41-0089-0-570 41-0089-0-670 41-0089-0-770	Brush Blades for Heavy Weight Mat. Medium Weight Mat. Med./Light Weight Mat. used on all models equipped with Automatic Patch Loaders
	41-0089-0-870	Light Weight Mat.
12	40-0762	Pad, self adhesive when working with silk lining or similar material, pads may be attached to brush blade as shown
13	40-0070-0-071 41-0070-0-072	Brush (R.H. 3/8"-1/2") Brush (R.H. 5/8"-7/8")
14	see chart, pg. 7	Patch Locator (R.H.)
15	40-0476	Leveling Pin

## PATCH FOLDING



DET.	PART NUMBER	DESCRIPTION
1	41-0081	Slide Bracket
2	41-0433	Slide Block
3	41-0080	Slide Bar
4	01-6015	Pin
5	01-5419	Spring
6	41-0088	Clevis
7	01-2580	Screw
8	01-4003	Lockwasher
9	01-3434	Nut
10	01-2404	Screw
11	40-0434	Anchor
12	41-0086	Spreader Arm
13	01-6483	Pin
14	01-6474	Retaining Ring
15	41-0796	Link
16	01-2693	Screw
17	01-4411	Lockwasher
18	01-5486	Spring
19	01-4533	Spacer
20	01-4534	Spacer
21	40-0809	Actuator
22	01-2413	Screw
23	01-4406	Lock Washer
24	04-0342-0-005	Actuator, repl. part
25	42-0262-1-116	Head Harness
26	01-4405	Lock Washer
27	04-0250	Switch
28	40-0808	Bracket
29	01-2425	Screw
30	04-0258-0-187	Wire Terminal
31	01-2748	Screw
32	60-0079	Nut Plate



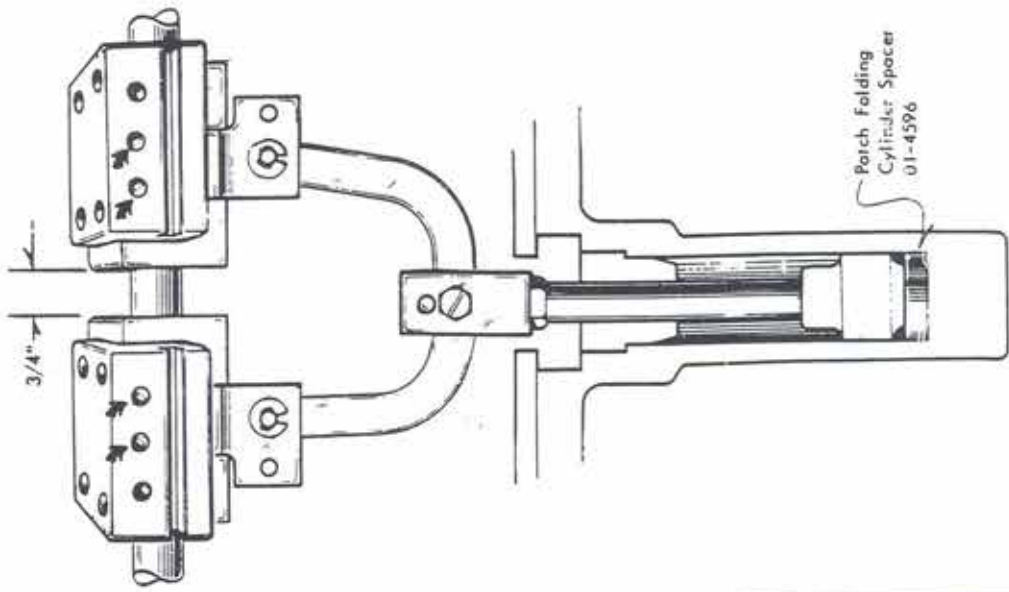
# CLAMPING & PATCH FOLDING REPLACEMENT PARTS

MODELS		CLAMPFOOT ASSEMBLY			SUPPORT PLATES		PATCH LOCATORS (4)		NOTES
SIZE	STYLE OF WELT	part	sole (2)	left	right	left	right		
3/8	Double	40-0069-0-050(8)	40-0070-0-000	40-0069-1-052(8)	40-0069-1-051(8)	40-0470-0-074(5)	40-0470-0-073	1. Cloth Spreader models 2. Attach with 05-0091-0-000 cement. 3. Furnished in multiples of one foot. 4. Not used on models equipped with Automatic Patch Loader. 5. Use 40-0470-0-072 for trouser applications. 6. Insert 01-4436-0-000 washers between Patch Locator and Brush Substitute 01-2402-0-000 screw for regular ones. 7. Use with 5 1/4" wide patch. 8. Use Spacer 40-0676 under each Support Plate when using these Clampfoot Assemblies.	
	Single	42-0069-0-150(11)	40-0090-2-101	40-0090-3-152(11)	40-0090-3-151(11)		"		
	Offset						40-0470-0-072		"
7/16	Offset					40-0470-0-074	"		
	Double	41-0069-0-053	41-0090-0-372				"		
	Single	42-0069-0-152(1)	40-0720-0-000(3)				"		
1/2	Double	41-0069-0-053(8)				40-0470-0-072	40-0470-0-071		
	Single	42-0069-0-153(1)	40-0070-0-076				"		
	Offset		40-0720-0-000(3)				"		
5/8	Double	42-0069-0-154(1)				6	40-0470-0-073		
	Single	41-0069-0-052					"		
	Offset						"		
3/4	Double	41-0069-0-052					40-0470-0-071		
	Single						40-0470-0-073		
	Offset	41-0069-1-100					"		
7/8	Overlapping			41-0090-0-054	41-0090-0-052	40-0470-0-074	40-0470-0-073		
	Double	41-0069-0-152(1)				41-0436-0-000(1)	41-0470-0-071(7)		
	Single	41-0069-0-051				40-0470-0-072	40-0470-0-071		
7/8	Single								
	Offset	41-0069-0-151(1)				41-0436-0-000(1)	41-0470-0-071		

# POSITIONING OF PATCH FOLDING BRUSHES

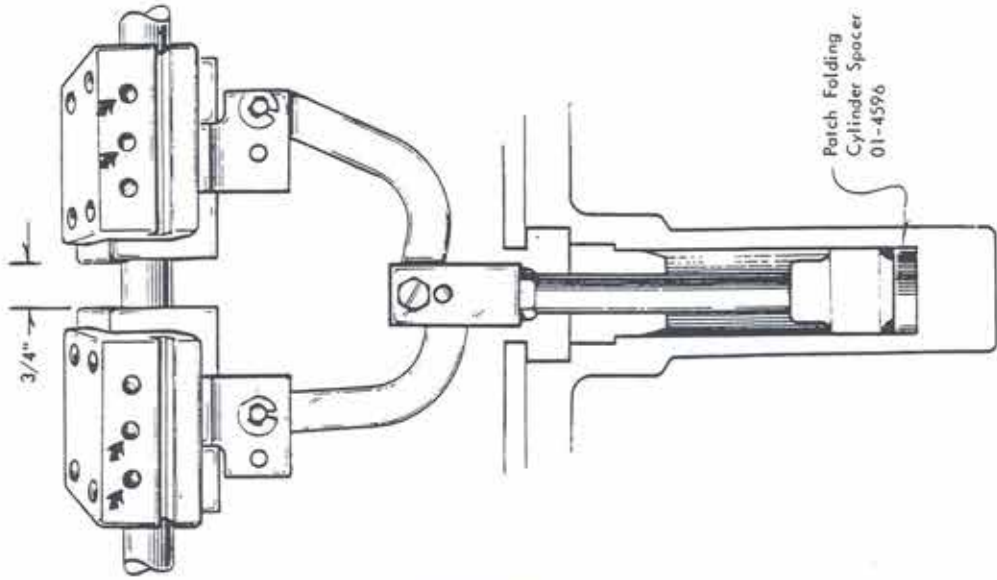
## MODELS

5/8" Double	100	5/8" Offset	151
5/8" Double	148	5/32-15/32 Double	350



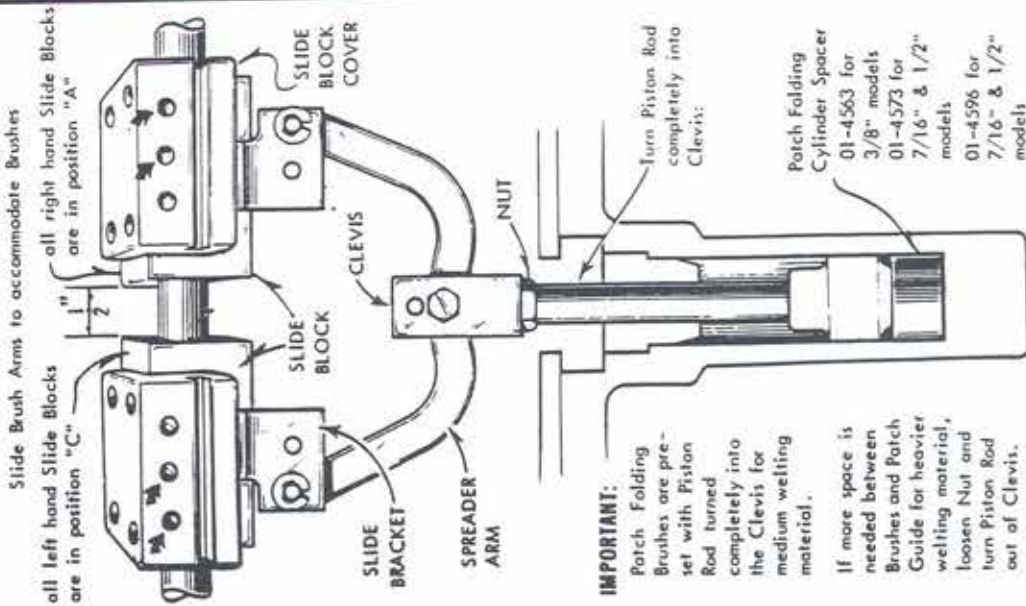
## MODELS

1/2" Single, left	.932
-------------------	------



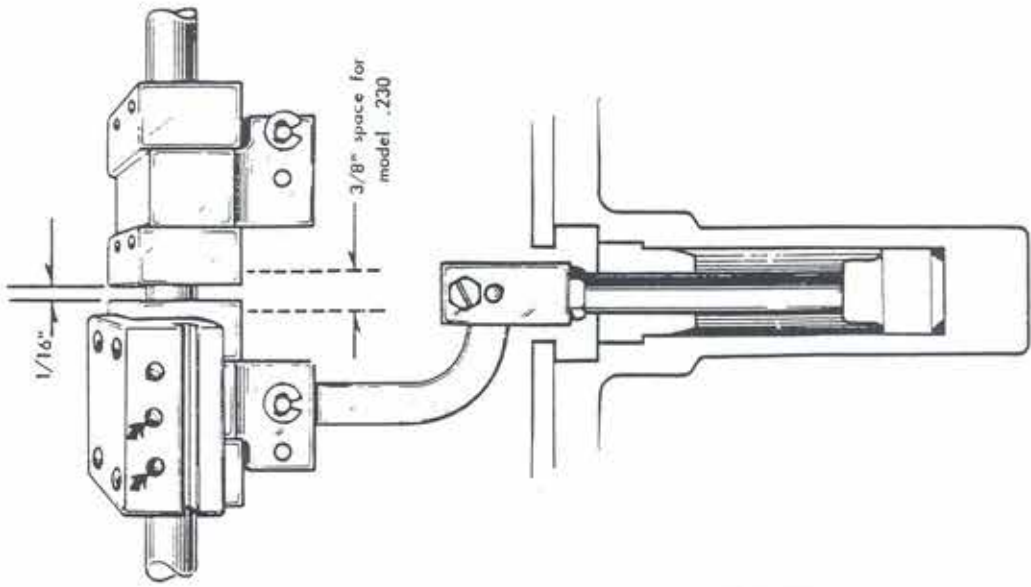
## MODELS

3/8" Single	.649	7/16" Double	.730
3/8" Single	.650	1/2" Double	.786
3/8" Double	.625	1/2" Double	.850
3/8" Double	.648	7/16" Single	.744
7/16" Double	.690	1/2" Single	.787



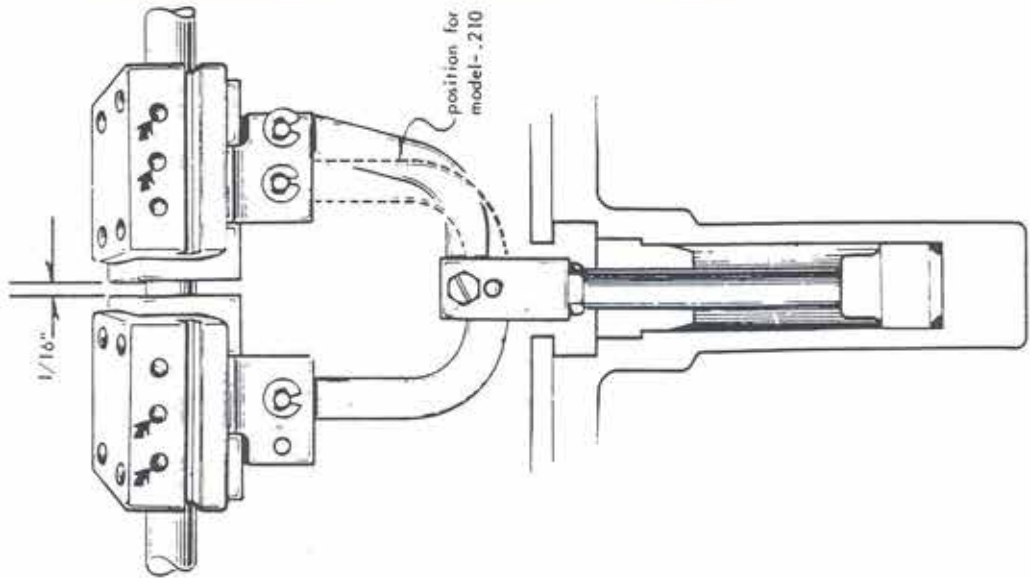
**MODELS**

3/4" Single	.470	5/8"	Single	.230
7/8" Single	.654			



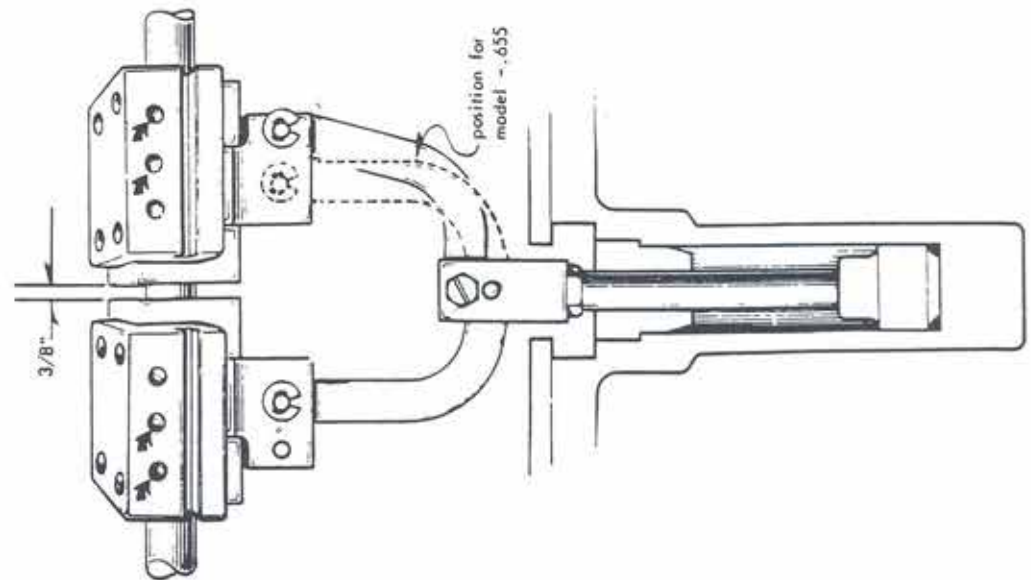
**MODELS**

7/8" Single	.654	3/4"	Overlapping Single, left and right	.210
7/8" Offset	7/32-21/32			
3/4" Single	.470			

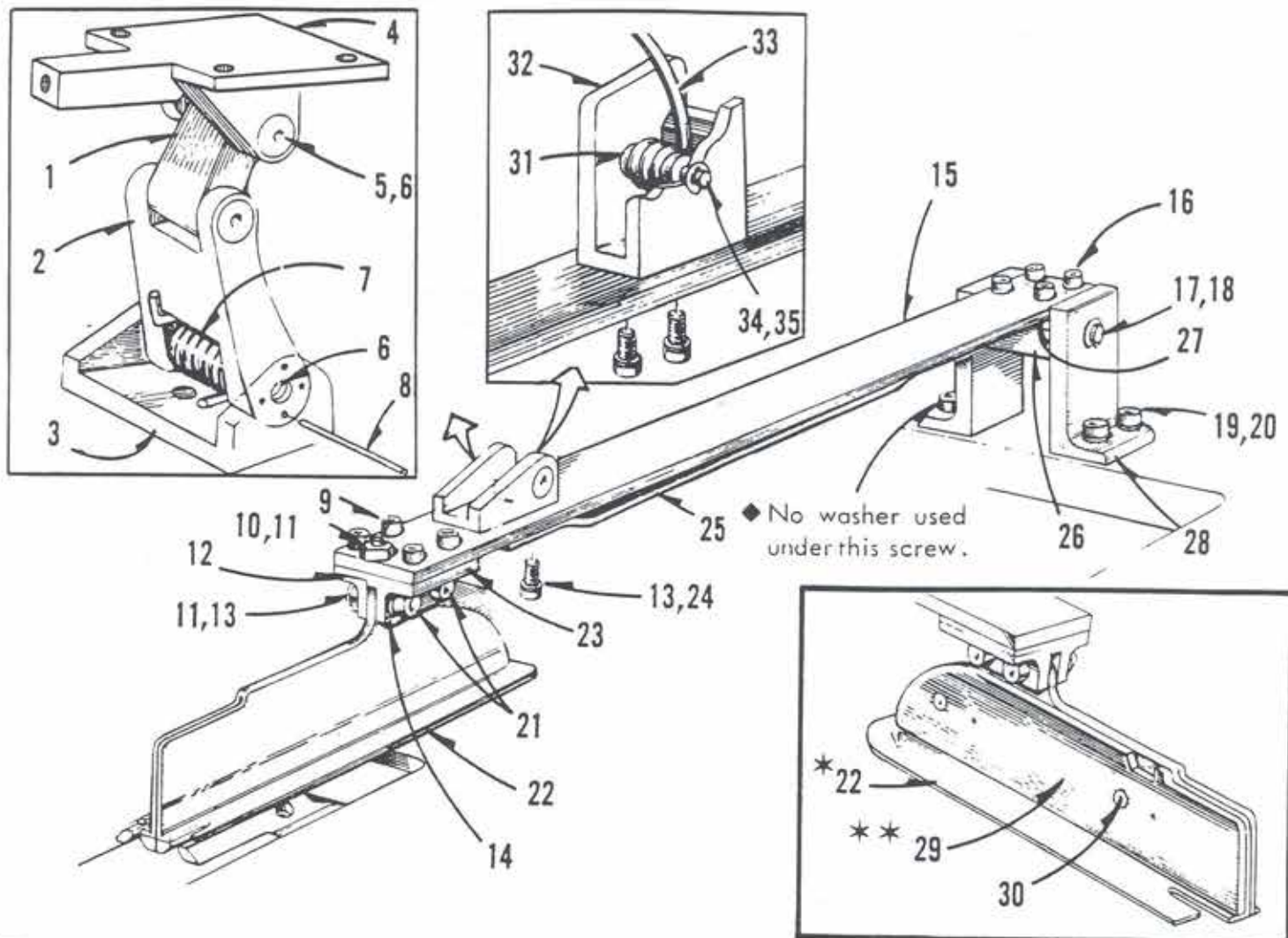


**MODELS**

3/4" Offset	3/16-9/16	.400	5/8" Single	.230
			7/8" Double	.655



PATCH GUIDES

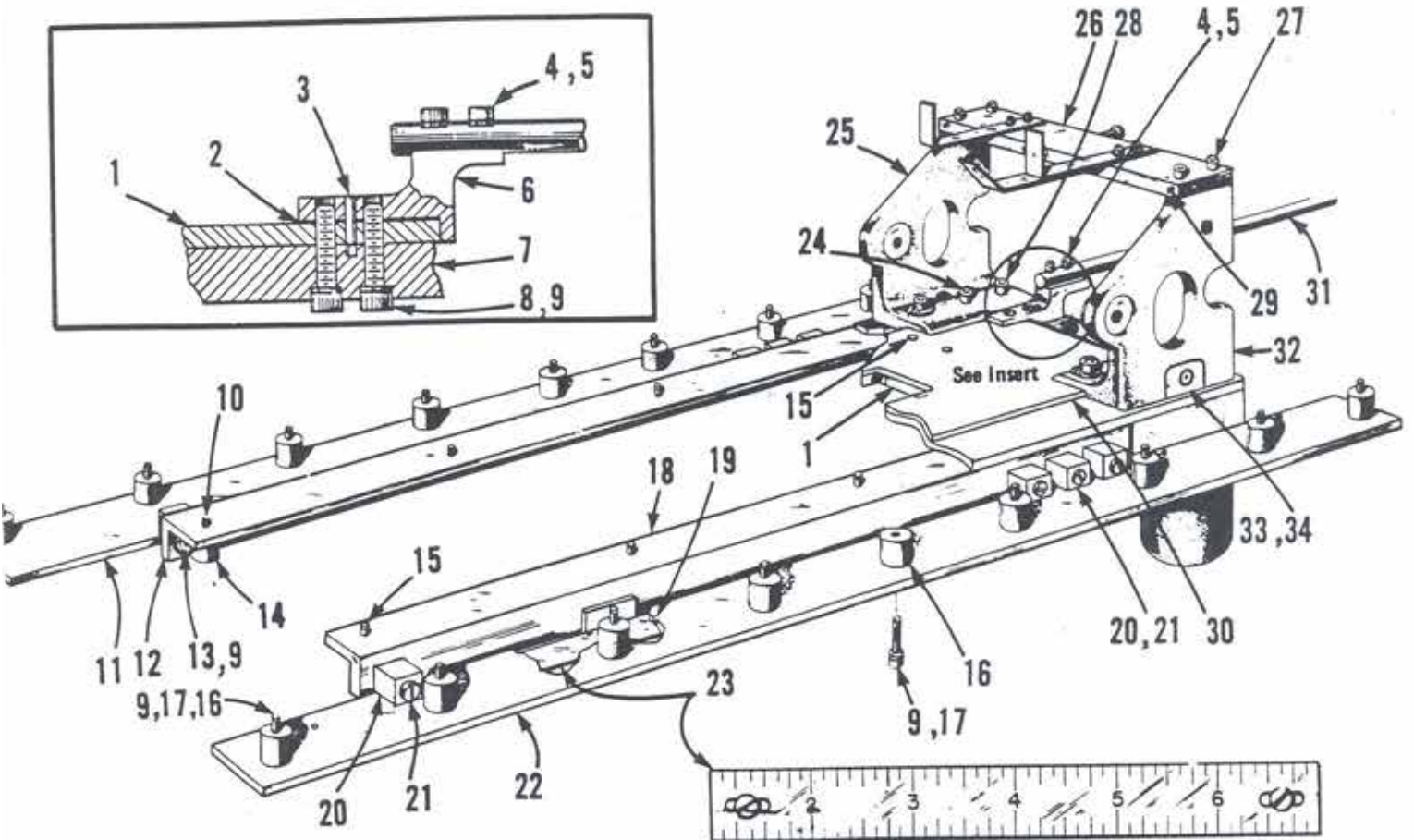


DET.	PART NUMBER	DESCRIPTION
1	42-0829	Lower Link
2	42-0828	Upper Link
3	41-0615	Bracket
4	41-0427-1	Guide Block, front
5	01-2713	Screw
6	01-7482	Heli-Coil
7	01-5490	Spring
8	01-6633	Pin
9	01-2411	Screw
10	01-2409	Screw
11	01-3426	Nut
12	40-0648	Nut Plate
13	01-4406	Lock Washer
14	01-4470	Spacer

19	01-2425	Screw
20	01-4003	Washer
21	01-2448	Screw
22	see page 11	Patch Guide
23	40-0414-1	Patch Guide Block
24	01-2531	Screw
25	40-0708	Cam Plate
	41-0708	Cam Plate, single welt
26	40-0053	Pivot Block
27	41-0683	Spacer (5/8"-7/8" only)
28	40-0412	Bracket
29	40-0051	Spacer (3/8"-1/2")
	41-0051	Spacer (5/8"-7/8")
30	01-2472	Screw
	01-2488	Screw (for 2 spacers)
31	01-7445	Bushing
32	40-0615	Spring Holder
33	01-5438	Spring
34	01-6544	Pin
35	01-6368	Retaining Ring

MODELS			NEEDLE HOLDER & PIN page 21	THROAT PLATE page 21
SIZE	STYLE OF WELT	PATCH GUIDE page 10		
<b>3/8</b> <i>9.5 mm</i>	DOUBLE	40-0054-2-625	40-0005-2-375 & 01-6546-0-000	40-0103-0-375
	DOUBLE	40-0054-0-648	"	"
	SINGLE	40-0054-0-649	"	"
	OFFSET 1/16" - 1/4"	40-0054-0-650	"	"
<b>7/16</b> <i>41 mm</i>	DOUBLE	40-0054-0-690	40-0005-2-437 & 01-6546-0-000	40-0103-0-437
	DOUBLE	40-0054-0-730	"	"
	SINGLE	40-0054-0-744	"	"
<b>1/2</b> <i>42 mm</i>	DOUBLE	40-0054-0-786	40-0005-2-500 & 01-6546-0-000	40-0103-0-500
	DOUBLE	40-0054-0-850	"	"
	SINGLE	40-0054-0-787	"	"
	SINGLE	40-0054-0-932	"	"
<b>5/8</b> <i>46 mm</i>	DOUBLE	41-0054-0-100	41-0005-1-625 & 01-6612-0-000	41-0103-0-625
	DOUBLE	41-0054-0-148	"	"
	SINGLE	41-0054-0-230	"	"
	OFFSET 5/32" - 15/32"	41-0054-0-151	"	"
<b>3/4</b> <i>49 mm</i>	DOUBLE	41-0054-0-350	41-0005-1-750 & 01-6614-0-000	41-0103-0-750
	SINGLE	41-0054-0-470	"	"
	OFFSET 3/16" - 9/16"	41-0054-0-400	"	"
	OVERLAPPING SINGLE (Left or Right)	41-0054-0-210	"	"
<b>7/8</b> <i>22 mm</i>	DOUBLE	41-0054-0-655	41-0005-1-875 & 01-6562-0-000	41-0103-0-875
	SINGLE	41-0054-0-654	"	"
	OFFSET 7/32" - 21/32"	41-0054-0-687	"	"

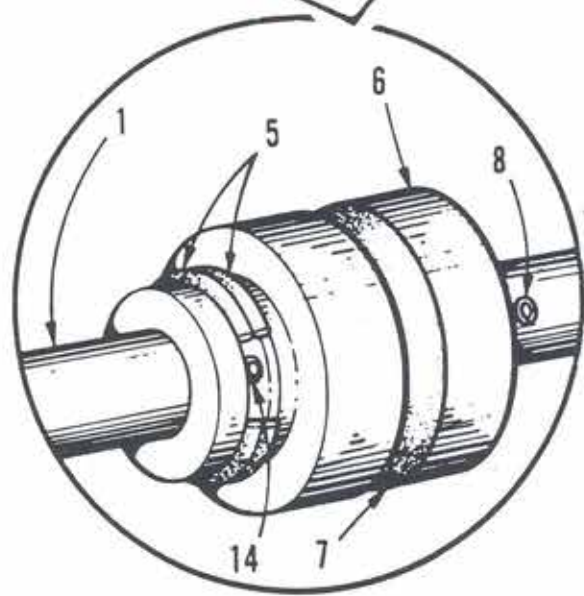
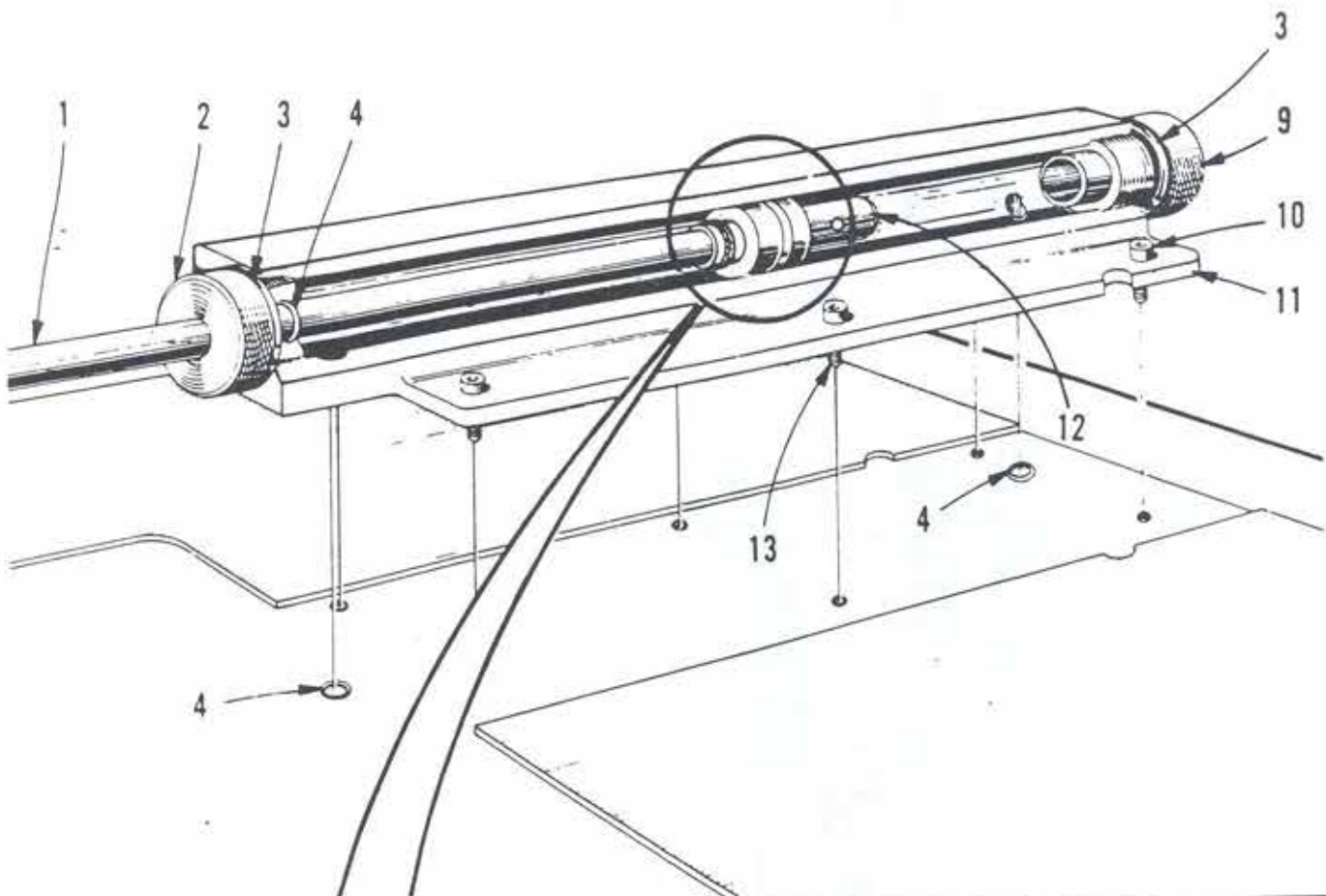
## CLAMP TABLE TRAVEL



DET.	PART NUMBER	DESCRIPTION
1	42-0099-0-001	Clamp Plate
2	42-1600	Shim
3	01-6652	Pin
4	01-2531	Screw
5	01-4406	Lockwasher
6	42-0100	Bracket
7	41-0229-2-050	Cylinder Asm.
8	01-2446	Screw
9	01-4003	Lockwasher
10	01-2450	Screw
11	41-0452-0-002	Track (L.H.)
12	41-0451-0-002	Bracket (L.H.)
13	01-3404	Nut
14	40-0547	Actuator
15	01-2534	Screw
16	01-4442	Spacer
17	01-2490	Screw
18	41-0451-0-001	Bracket
19	01-2481	Screw
20	41-0699	Slide

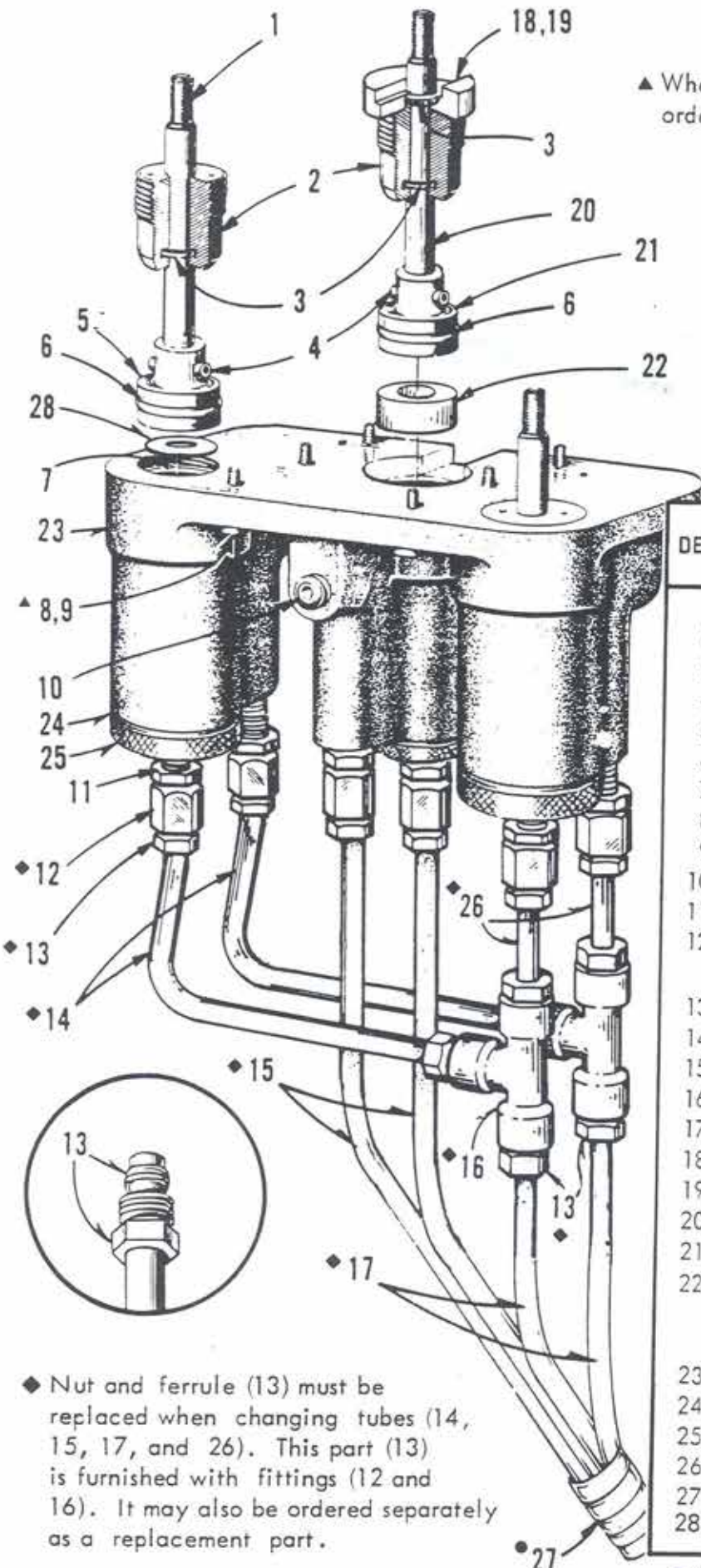
21	01-1444	Screw
22	41-0452-0-001	Track (R.H.)
23	41-0540	Scale (Inches)
	41-0540-0-071	Scale (Metric)
	41-0540-0-070	Scale (7-1/2")
	41-0540-0-017	Scale (Metric, Extra Long)
24	01-2407	Screw
25	41-0076-0-002	Bracket (L.H.)
26	41-0075	Plate
27	01-2448	Screw
28	01-2447	Screw
29	01-2591	Screw
30	41-0680	Stiffener Plate
31	40-0252	Piston Rod
32	41-0076-0-001	Bracket (R.H.)
33	43-2502	Access Plate
34	01-2652	Screw

When replacing thread insert in the bedplate, order part #01-7419.



DET.	PART NUMBER	DESCRIPTION
1	40-0252	Piston Rod
2	40-0473	Cap
3	30-0194	Gasket
4	01-4480	"O" Ring
5	01-4450	"O" Ring
6	40-0472-1	Piston
7	01-4451	"O" Ring
8	01-6501	Roll Pin
9	40-0453-1	End Cap
10	01-2430	Screw (2 used)
11	42-0253	Cylinder
12	40-0528	Sleeve
13	01-2447	Screw (4 used)
14	01-6652	Roll Pin

# CLAMPING & PATCH FOLDING CYLINDER



▲ When replacing thread insert in clamp plate, order part no. 01-7419.

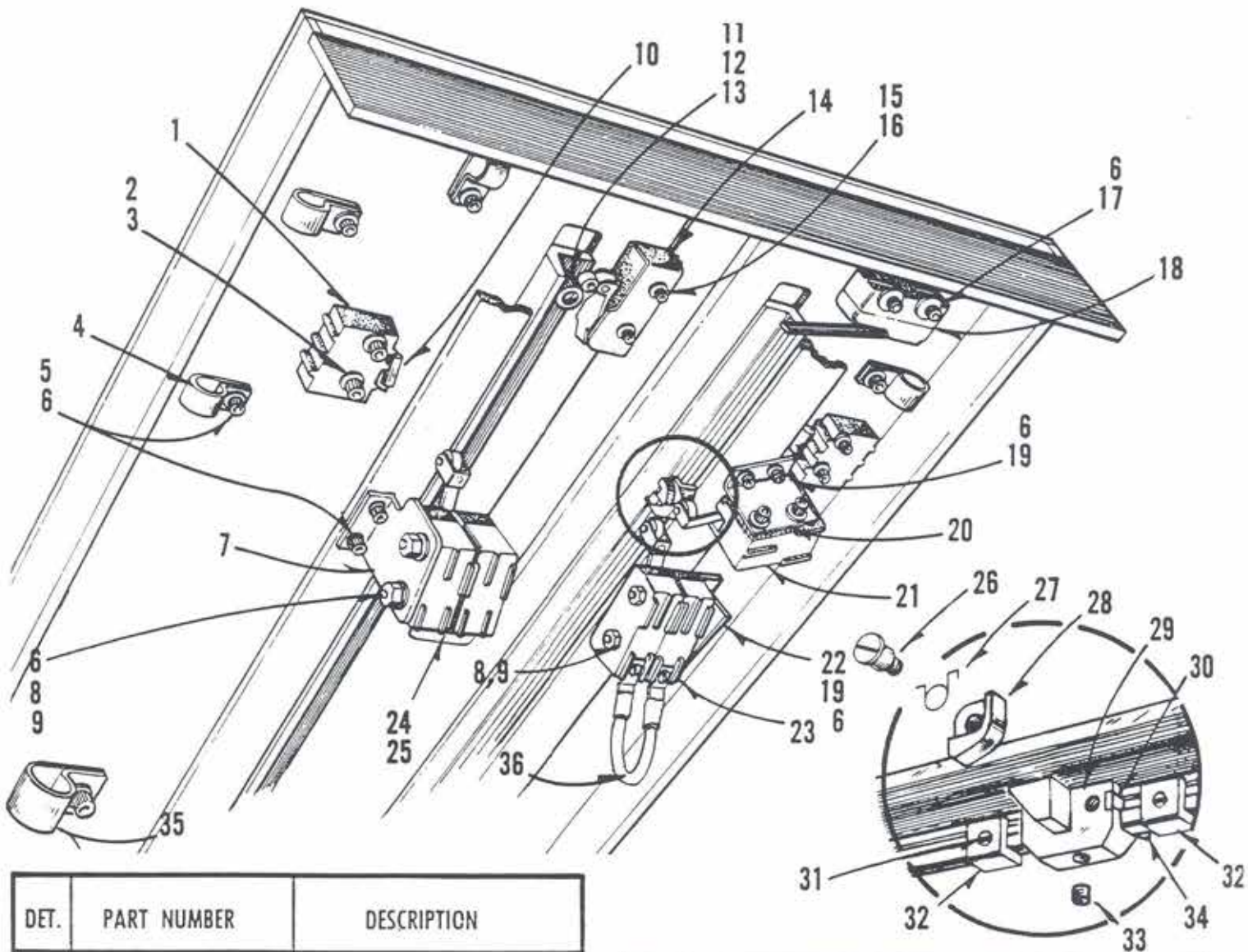
DET.	PART NUMBER	DESCRIPTION
1	40-0190	Piston Rod
2	40-0193	Cap
3	01-4480	"O" Ring
4	01-6470	Roll Pin
5	40-0191	Piston
6	01-4451	"O" Ring
7	01-4438	"O" Ring
8	01-2425	Screw
9	01-4003	Lock Washer
10	01-2438	Screw
11	01-3424	Lock Nut
12	40-0310-1	Nut, Ferrule & Fitting
13	40-0575-2	Nut and Ferrule
14	42-0516	Copper Tube
15	40-0825	Tubing, 3/4" ●
16	40-0519-2	"T" Fitting
17	40-0825	Tubing, 3/8" ●
18	41-0681	Cap Retainer
19	01-6555	Roll Pin
20	41-0202	Piston Rod
21	40-0203	Piston
22	01-4563	Spacer
	01-4573	"
	01-4596	"
23	41-0229-1	Cylinder Housing
24	30-0194	Gasket
25	40-0744	Cap
26	40-0823	Copper Tube
27	40-0586	"Spirap", 45" ●
28	01-4439	Washer / Spacer

see pages 8&9

◆ Nut and ferrule (13) must be replaced when changing tubes (14, 15, 17, and 26). This part (13) is furnished with fittings (12 and 16). It may also be ordered separately as a replacement part.

● Available only in multiples of one foot.

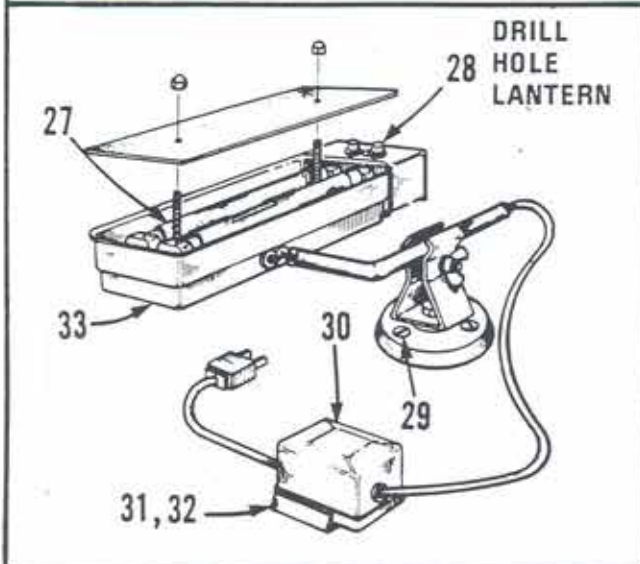
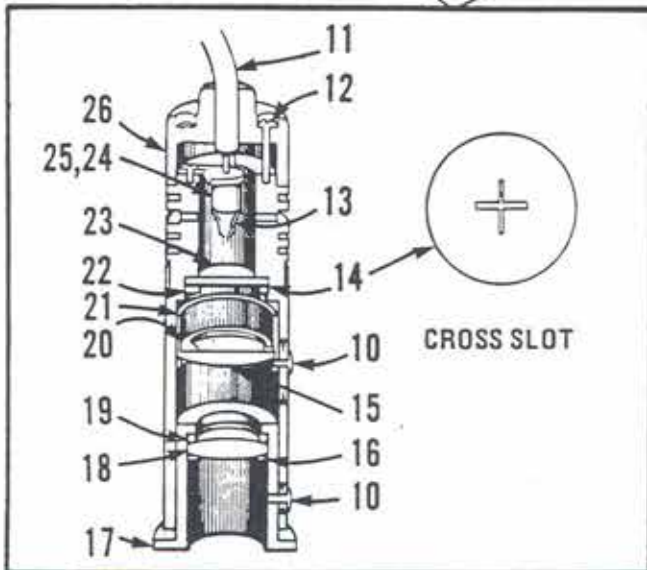
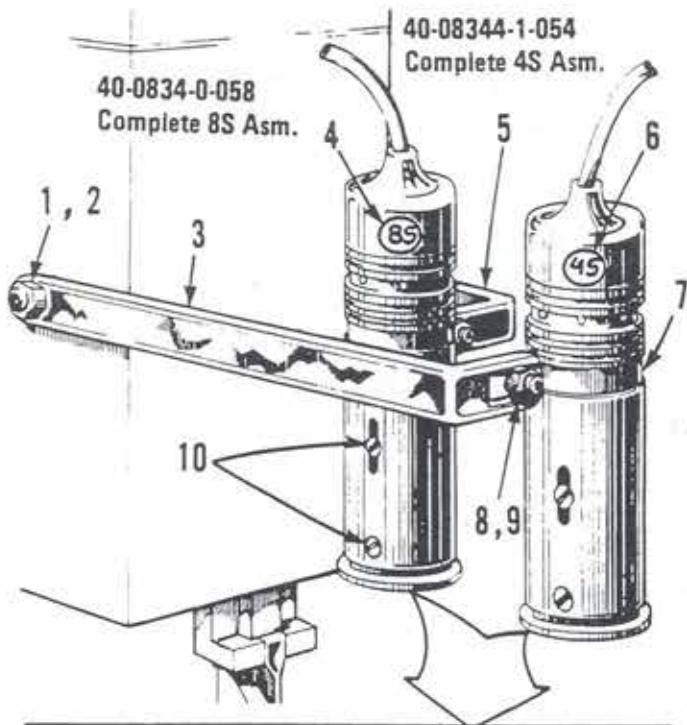




DET.	PART NUMBER	DESCRIPTION
1	04-1123	Terminal Block
2	01-4406	Washer
3	01-2604	Screw
4	04-1215	Wire Clip
5	01-2413	Screw
6	01-4411	Washer
7	40-0459-0-003	Bracket
8	01-2519	Screw
9	01-3401	Nut
10	04-1124	Fuse
11	01-4572	Washer
12	01-2450	Screw
13	40-0547	Actuator
14	40-0539	Switch
15	01-2530	Screw
16	01-4511	Washer
17	01-2433	Screw
18	40-0533	Switch

19	01-2411	Screw
20	41-0702-0-070	Bracket
21	30-0259	Switch
22	41-0456-0-070	Bracket
23	40-0578	Switch
24	42-0578	Switch
25	01-2481	Terminal Screw
26	01-1436	Screw
27	01-5515	Spring
28	40-0580-1	Actuator
29	41-0579	Block
30	41-0677	Retainer
31	01-2611	Screw
32	42-0715	Stop
33	01-2557	Screw
34	41-0682	Pointer
35	04-1223	Wire Clip
36	42-0262-0-130	Jumper



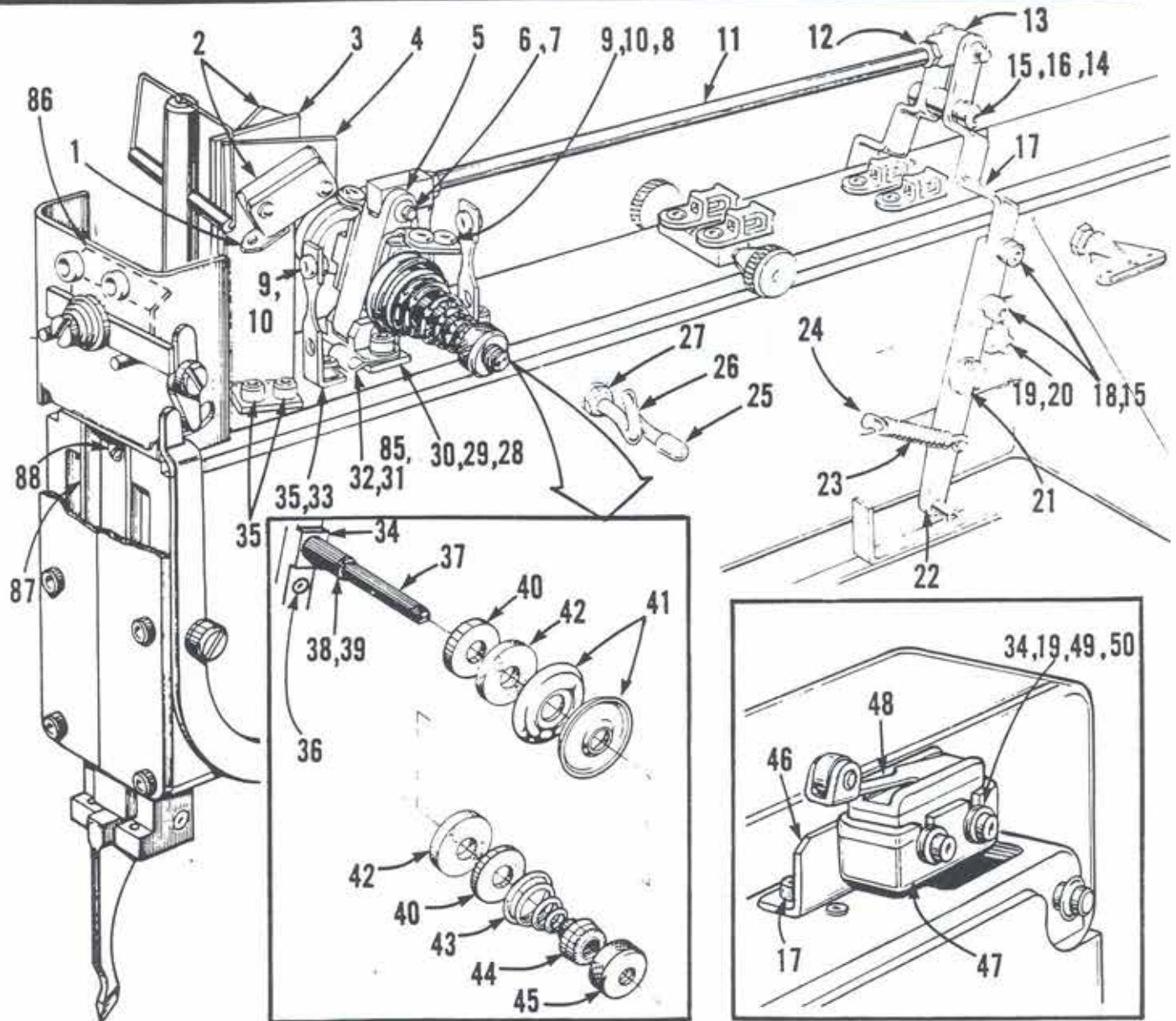


DET.	PART NUMBER	DESCRIPTION
1	40-1005	Stud
2	01-3417	Nut
3	42-1002-0-002	Arm (Long)
4	05-1085-0-002	Decal (8S)
5	42-1002-0-001	Arm (Short)
6	05-1085-0-001	Decal (4S)
7	40-0791	Brace
8	01-2531	Screw
9	01-3401	Jam Nut
10	01-2481	Screw
11	40-0478-0-008**	Sleaving (18")
12	01-2653	Screw
13	40-0788	Lamp (GE #261)
14	40-0834-0-004	Reticle Cross Slot (4S)
	40-0834-0-008	Reticle Cross Slot (8S)
15	40-0786-1	Lens
16	01-6628	Retaining Ring
17	40-0787-1	Carrier
18	40-0803-1	Lens
19	01-4507	"O" Ring
20	01-6629	Retaining Ring
21	40-0785	Carrier
22	01-6621	Retaining Ring
23	40-0782-1	Glass Disc
24	40-0789-0-050	Lamp Holder
25	01-2518	Screw
26	40-0781	End Cap
27	05-0381	Lamp
28	05-0096	Switch
29	01-2444	Screw
30	05-0383-0-110	Ballast
31	01-2858	Screw
32	01-4411	Washer
33	05-0450-0-050*	Lantern Assembly (complete assembly)

\*Assembly, refer to Parts Index for Components.

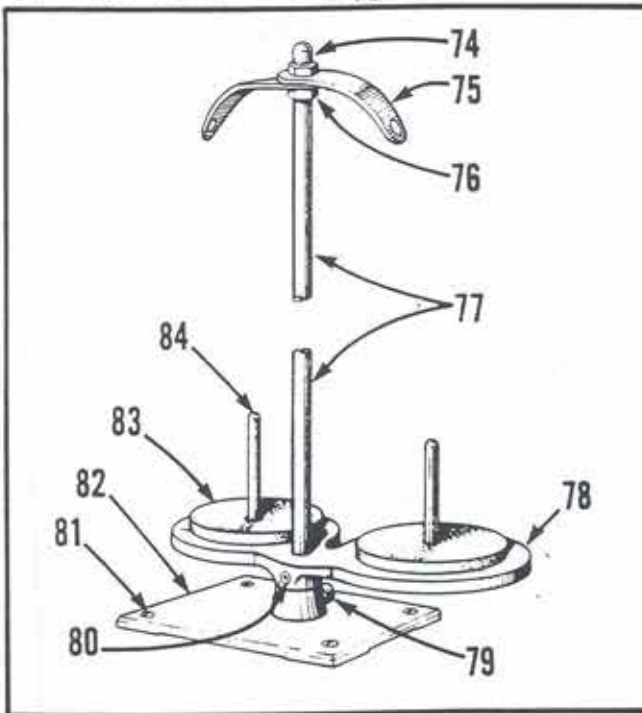
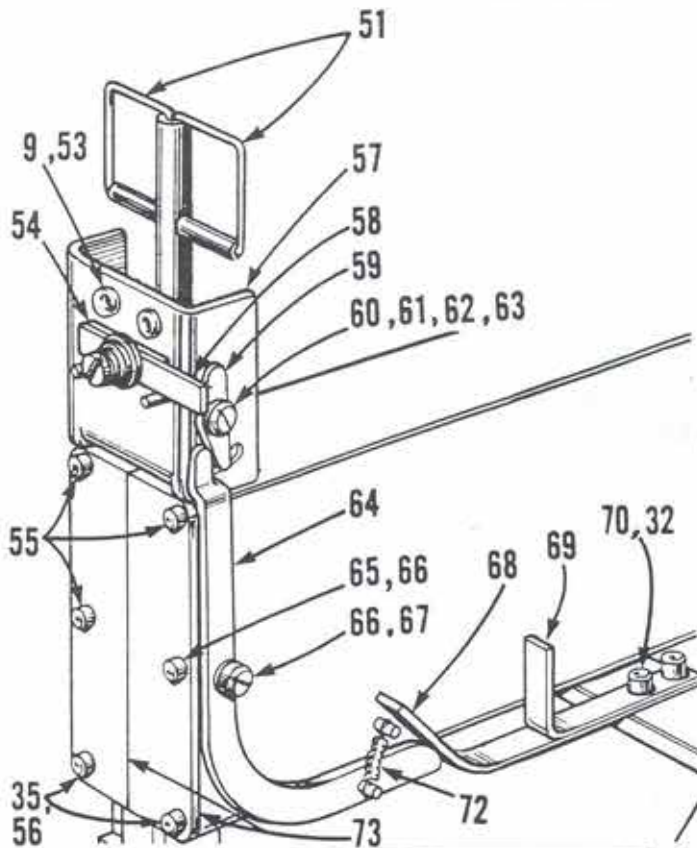
\*\*Available only in multiples of one foot.

THREAD TENSIONS & CONTROLS



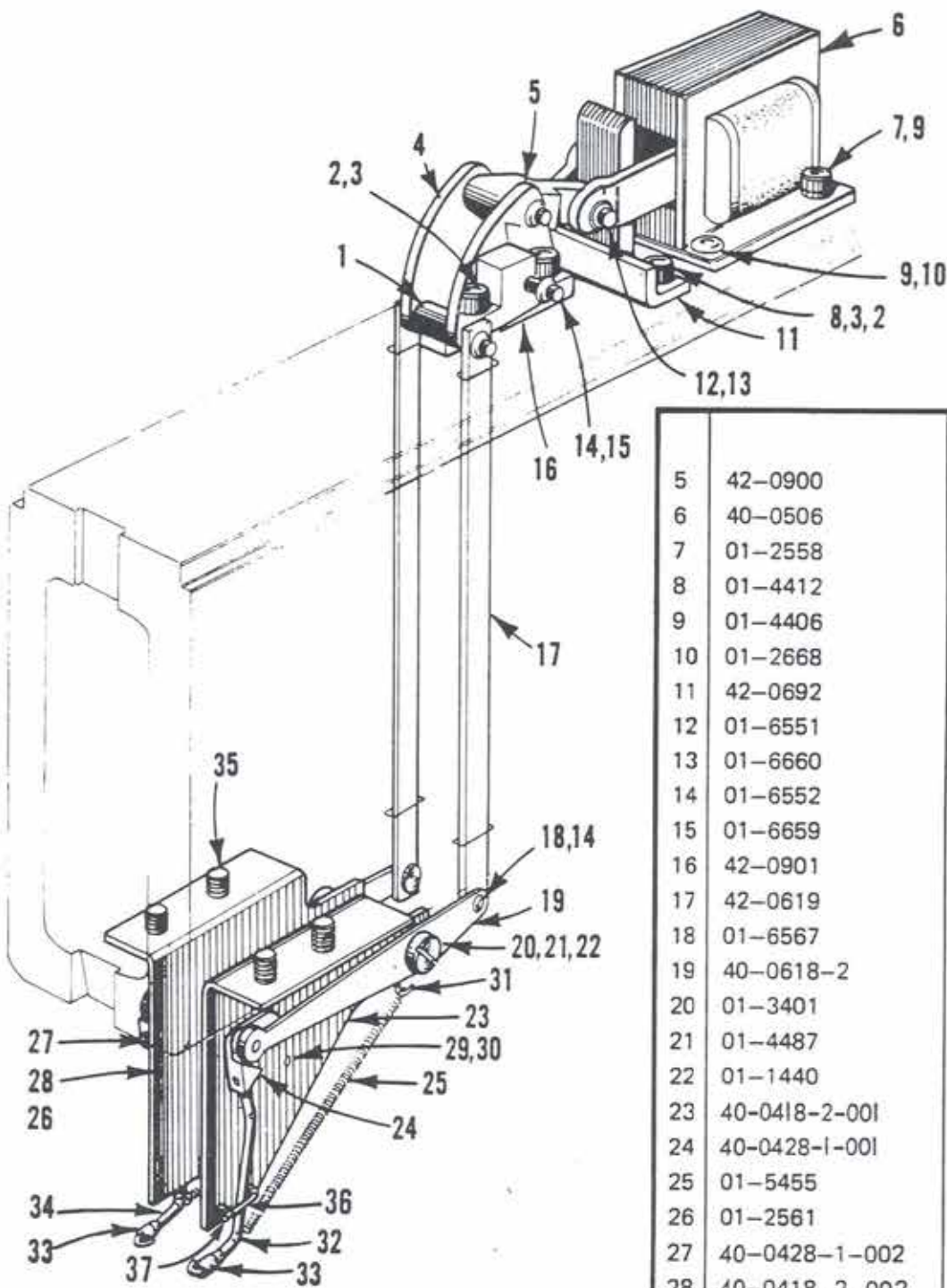
DET.	PART NUMBER	DESCRIPTION
1	04-1359	Actuator
2	04-1358-1	Switch
3	42-0896-0-002	Bracket (L.H.)
4	42-0896-0-001	Bracket (R.H.)
5	42-1008-1	Tension Rocker
6	01-6592-1	Pin
7	01-6552	Retaining Ring
8	42-1262	Thread Guide
9	01-7447	Rover
10	01-6551	Retainer
11	42-1011	Rod
12	01-3414	Nut
13	42-1009-1	Rod End
14	01-2508	Screw
15	01-4406	Lockwasher

16	42-1027	Spacer
17	42-1006	Lever
18	01-2411	Screw
19	42-1208	Eccentric
20	01-2413	Screw
21	01-1410	Screw
22	30-0032	Lever
23	01-5418	Spring
24	01-6452	Pin
25	05-0360	Cap
26	30-0038-1	Thread Guide
27	01-3408	Nut
28	42-1012	Bracket
29	01-6704	Pin
30	01-6368	Retaining Ring
31	04-1215	Clip
32	01-4411	Washer



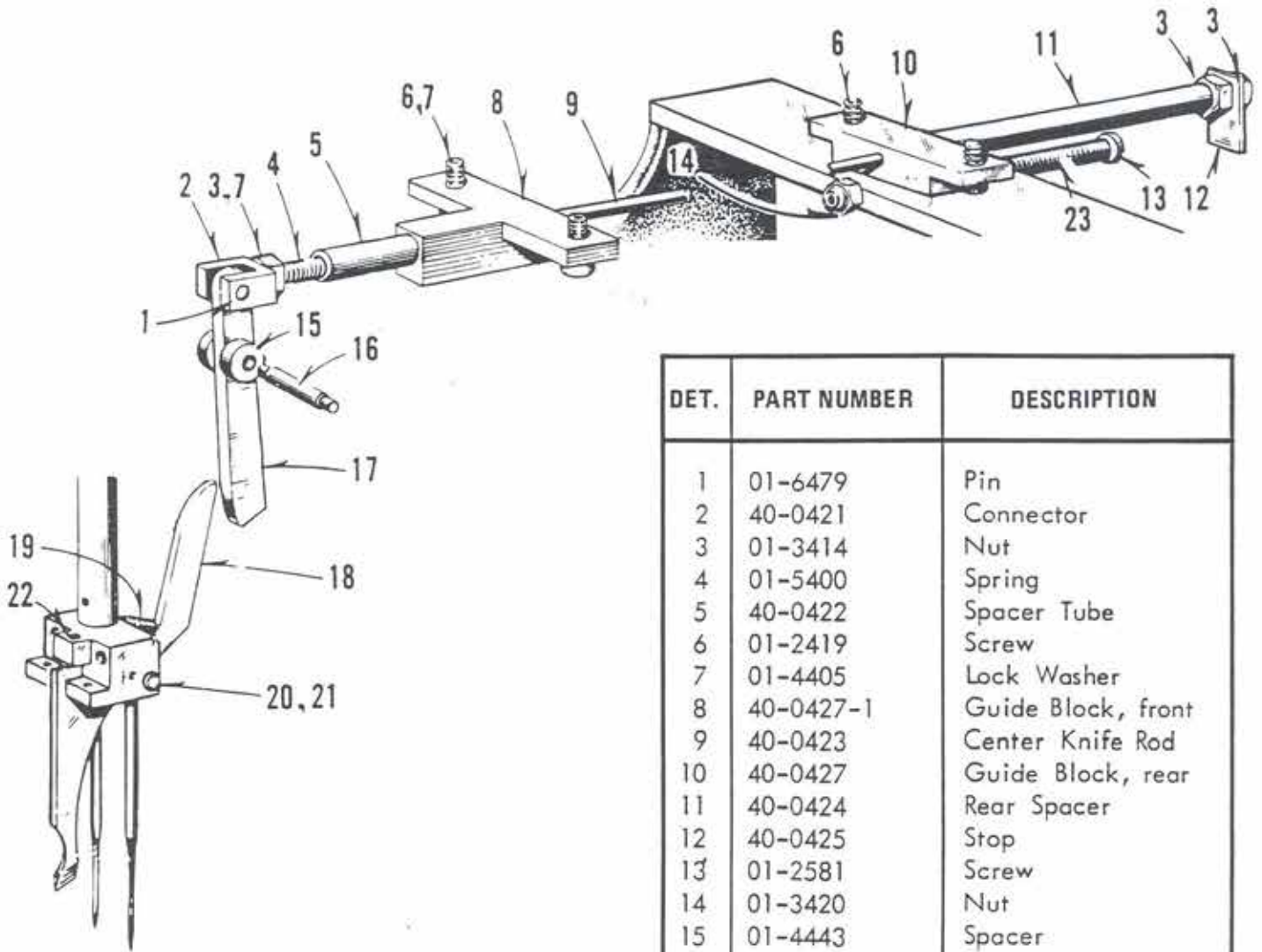
33	42-0898	Thread Guide
34	42-1007	Rocker Bracket
35	01-2419	Screw
36	01-2630	Screw
37	01-1433	Stud
38	01-7448	Post
39	01-6474	Retaining Ring

40	01-4005	Washer
41	40-0475	Tension Disc
42	01-4424	Felt Washer
43	01-5001	Spring
44	20-0603	Check Collar
45	01-3036	Nut
46	42-0955	Bracket
47	70-0148	Enclosure
48	41-0257	Switch
49	01-2628	Screw
50	01-3401	Nut
51	42-0031-1	Thread Take-up
52		
53	01-6551	Retaining Ring
54	42-0035	Spacer Plate
55	01-2401	Screw
56	01-4405	Lockwasher
57	42-0036-1	Tension Plate
58	43-0035	Plate
59	42-0511	Lever
60	01-3016	Nut
61	01-1420	Screw
62	01-4452	Washer
63	01-4029	Spacer
64	42-0507	Lever
65	01-2484	Screw
66	01-4446	Washer
67	01-1423	Screw
68	40-0509	Actuator
69	41-0034-0-001	Actuator (R.H.)
	41-0034-0-002	Actuator (L.H.)
70	01-2695	Screw
71		
72	01-5426	Spring
73	30-0033	Front Cover
74	01-3052	Acorn Nut
75	05-0004-2	Arm
76	01-3026	Nut
77	05-0005	Post
78	05-0002-1	Shelf
79	01-2492	Screw
80	01-2028	Screw
81	01-2795	Screw
82	05-0001-1	Base
83	05-0006	Felt Pad
84	01-6138-1	Stand Post
85	01-2448	Screw
86	40-0558	Adjusting Plate
87	30-0030-1	Guide
88	01-2406	Screw



5	42-0900	Link
6	40-0506	Solenoid
7	01-2558	Screw
8	01-4412	Washer
9	01-4406	Lock Washer
10	01-2668	Screw
11	42-0692	Stop
12	01-6551	Retainer
13	01-6660	Pin
14	01-6552	Retainer
15	01-6659	Shaft
16	42-0901	Block
17	42-0619	Link
18	01-6567	Pin
19	40-0618-2	Link
20	01-3401	Nut
21	01-4487	Spacer
22	01-1440	Screw
23	40-0418-2-001	Bracket (R.H.)
24	40-0428-1-001	Holder (R.H.)
25	01-5455	Spring
26	01-2561	Screw
27	40-0428-1-002	Holder (L.H.)
28	40-0418-2-002	Bracket (L.H.)
29	01-4420	Washer
30	01-6480	Shaft
31	40-0759	Hook
32	40-0436-2-001	Arm (R.H.)
33	40-0437	Sleeve
34	40-0436-2-002	Arm
35	01-2419	Screw
36	40-0760-1	Retainer
37	01-6569	Spring Pin

DET.	PART NUMBER	DESCRIPTION
1	01-6658	Shaft
2	01-2506	Screw
3	01-4407	Lock Washer
4	42-0899	Lever

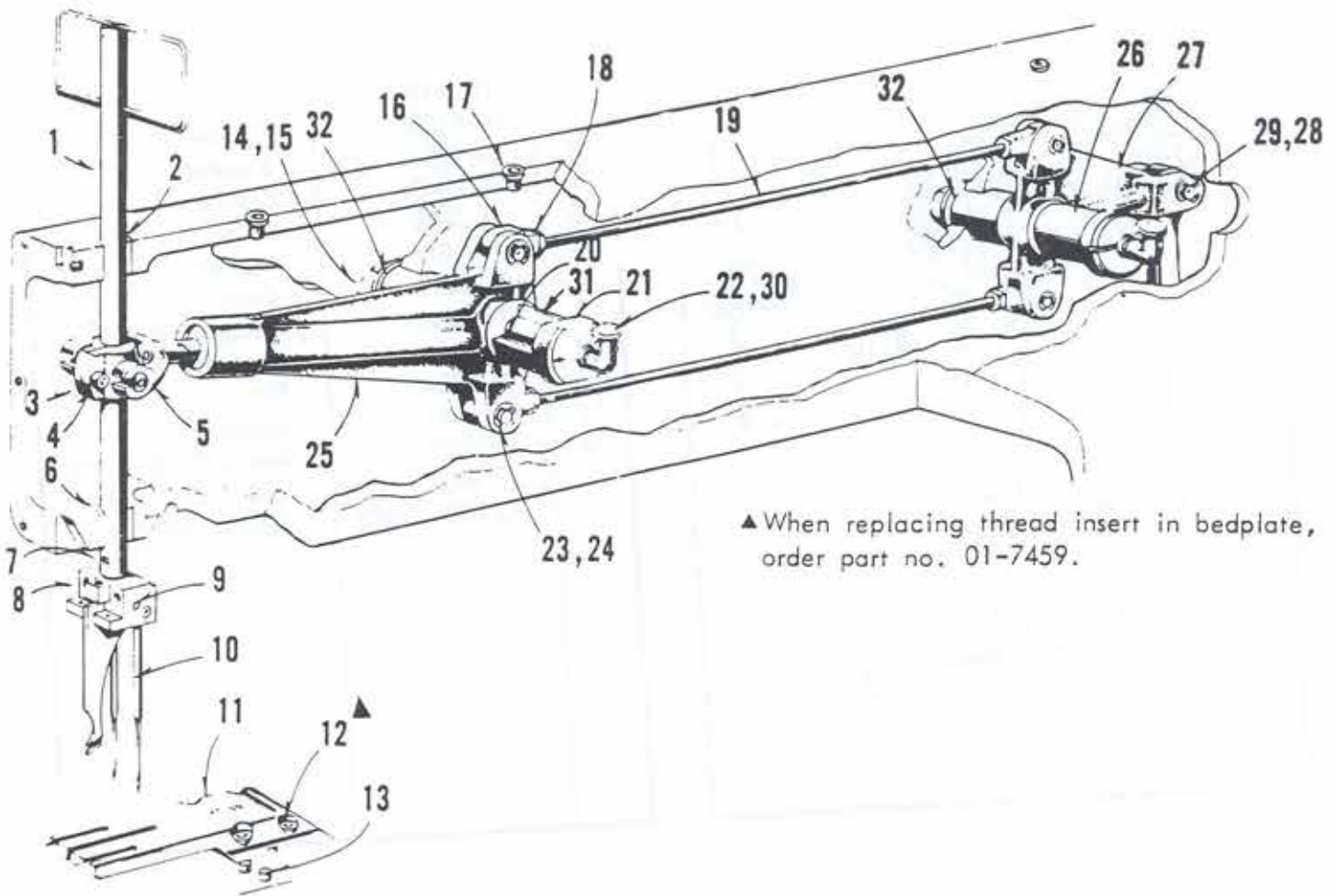


DET.	PART NUMBER	DESCRIPTION
1	01-6479	Pin
2	40-0421	Connector
3	01-3414	Nut
4	01-5400	Spring
5	40-0422	Spacer Tube
6	01-2419	Screw
7	01-4405	Lock Washer
8	40-0427-1	Guide Block, front
9	40-0423	Center Knife Rod
10	40-0427	Guide Block, rear
11	40-0424	Rear Spacer
12	40-0425	Stop
13	01-2581	Screw
14	01-3420	Nut
15	01-4443	Spacer
16	01-6480	Pin
17	40-0420	Lever
18	40-0021-I-035	Center Knife
	40-0012-I-045	Center Knife
19	01-5401	Spring
20	01-6552	Retaining Ring
21	see pg. 11	Pin
22	01-2591	Set Screw
23	01-5454	Spring

Needles for the Reece Series 42 Welting Machine are packaged in boxes of 100, in the sizes and types listed. These needles are of superior struck groove construction, and chromium plated. When ordering, specify quantity and needle part number. The last group in part number indicates needle size.

PART NUMBER	SIZE	CHARACTERISTICS	APPLICATIONS
02-0950-0-100 02-0950-0-110 02-0950-0-111 02-0950-0-112	Very fine (00) Fine (0) Medium (1) Heavy (2)	Sharp point Sharp point (spotted) " "	Standard for the majority of fibers and materials of average weight and texture, including knit goods.
02-0951-0-110  02-0951-0-111	Fine (0)  Medium (1)	Sharp point, Ball eye (spotted)  "	Applicable to closely woven fabrics or sewing over heavy seams, particularly in cottons. The ball eye produces a hole slightly larger than the needle blade diameter. This results in less needle heat than with needles of uniform diameter.
02-0952-0-100 02-0952-0-110 02-0952-0-111	Very fine (00) Fine (0) Medium (1)	Ball point Ball point (spotted) "	Use on synthetic fabrics, particularly if tightly woven or tightly knitted where the fibers of the material are subject to damage by the conventional sharp pointed needle.
02-0953-0-110  02-0953-0-111	Fine (0)  Medium (1)	Sharp point, double groove (spotted)  "	Applicable to materials that tend to trap needle thread as it descends into work, thereby disturbing thread take-up or causing thread breakage at needle eye.  NOTE: Use double groove needles only when conditions warrant, as loop cast is smaller and may introduce skipping. Set looper points extremely close to needle blade.
02-0955-0-110  02-0955-0-111	Fine (0)  Medium (1)	Wedge point, Ball eye (spotted)  "	Applicable to leather and similar materials where conventional sharp pointed needles tend to leave excessive punctures. The slit made by the wedge point tends to close after penetration. This needle cuts at right angles to line of stitching, permitting higher stitch density where desirable. The ball eye tends to reduce needle heat.
02-0956-0-110  02-0956-0-111	Fine (0)  Medium (1)	Wedge point, ball eye, double groove (spotted)  "	Some application as type 955 needles, except double groove is desirable on thick leather and similar materials that tend to close on blade and trap needle thread as it descends into work. Refer to NOTE above on 953 needle application.
02-0958-0-110  02-0958-0-111	Fine (0)  Medium (1)	Spear point, ball eye, double groove (spotted)  "	Applicable to closely woven or heavily starched fabrics, leather, and similar materials that offer considerable resistance to needle penetration. The ball eye tends to reduce needle heating. Double groove minimizes tendency of material to trap the needle thread during descent into work, but the loopers must be set extremely close to needles to avoid skipping.



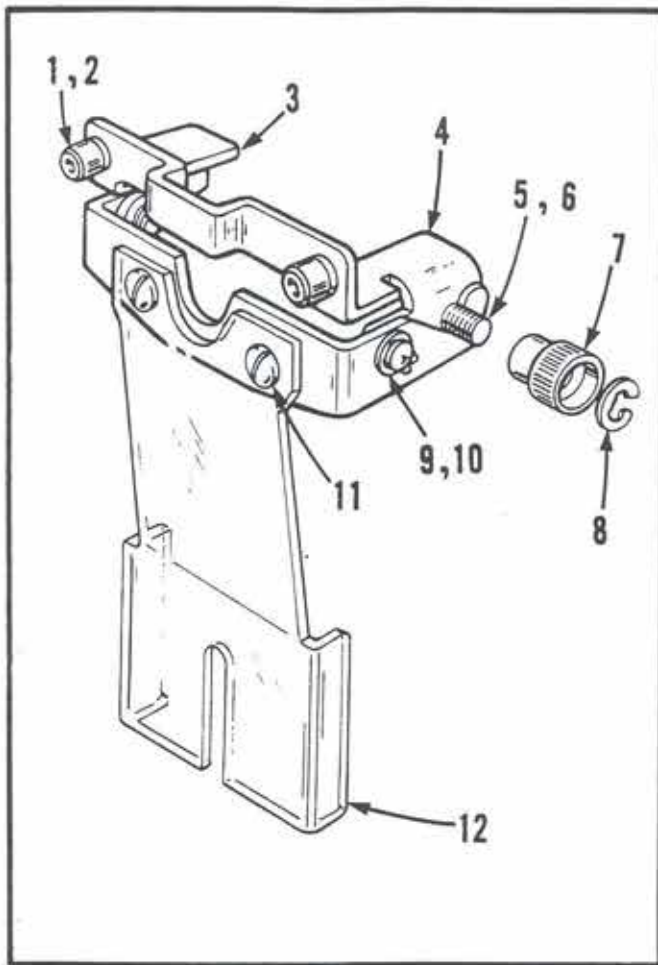


▲ When replacing thread insert in bedplate, order part no. 01-7459.

DET.	PART NUMBER	DESCRIPTION
1	42-0025-1-050	Needle Bar Asm.
2	01-7401	Bushing
3	30-0008	Gimbals
4	01-2402	Screw
5	30-0009	Yoke
6	01-7442	Bushing
7	01-2515	Set Screw
8	see pg. 11	Needle Holder
9	01-2561	Set Screw
10	see pg. 20	Needles
11	see pg. 11	Throat Plate
12	01-2484	Screw
13	01-6543	Pin
14	01-3400	Nut
15	01-4439	Washer

16	40-0466	Rod Connector
17	40-0593	Oil Inlet
18	01-3016	Nut
19	40-0467	Rod
20	01-8401	Key
21	40-0566	Front Shaft
22	30-0011	Oil Cup
23	01-6407	Pin
24	01-6454	Retaining Ring
25	40-0050-1-050	Front Lever
26	40-0010	Rear Shaft
27	40-0465	Rear Lever
28	01-6504	Pin
29	01-6475	Retaining Ring
30	01-6551	Plastic Ring
31	40-0567	Eccentric Bushing
32	30-0007	Bushing

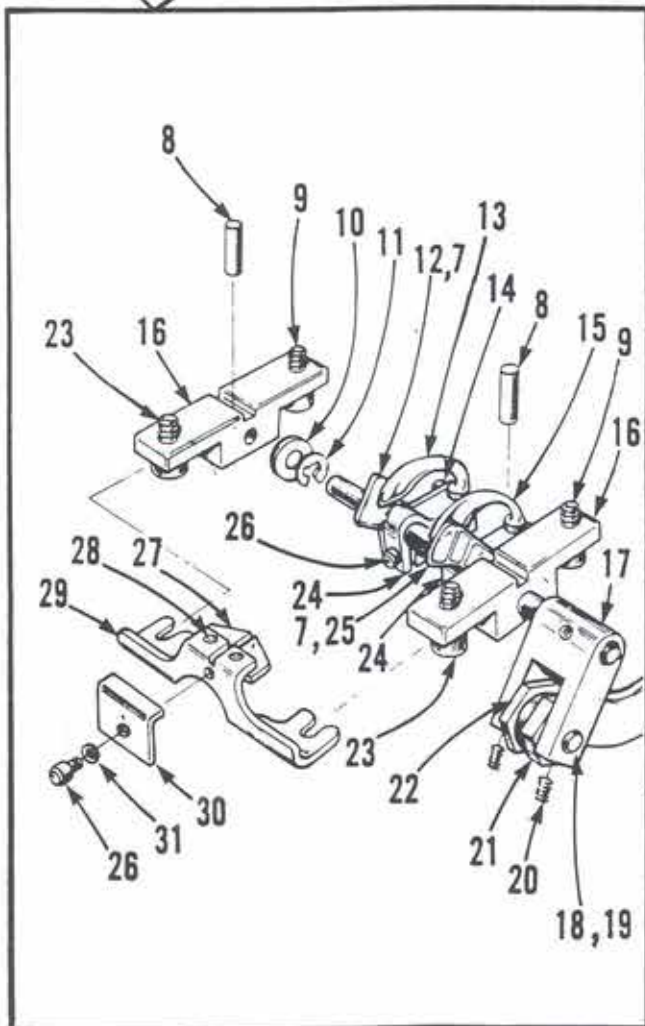
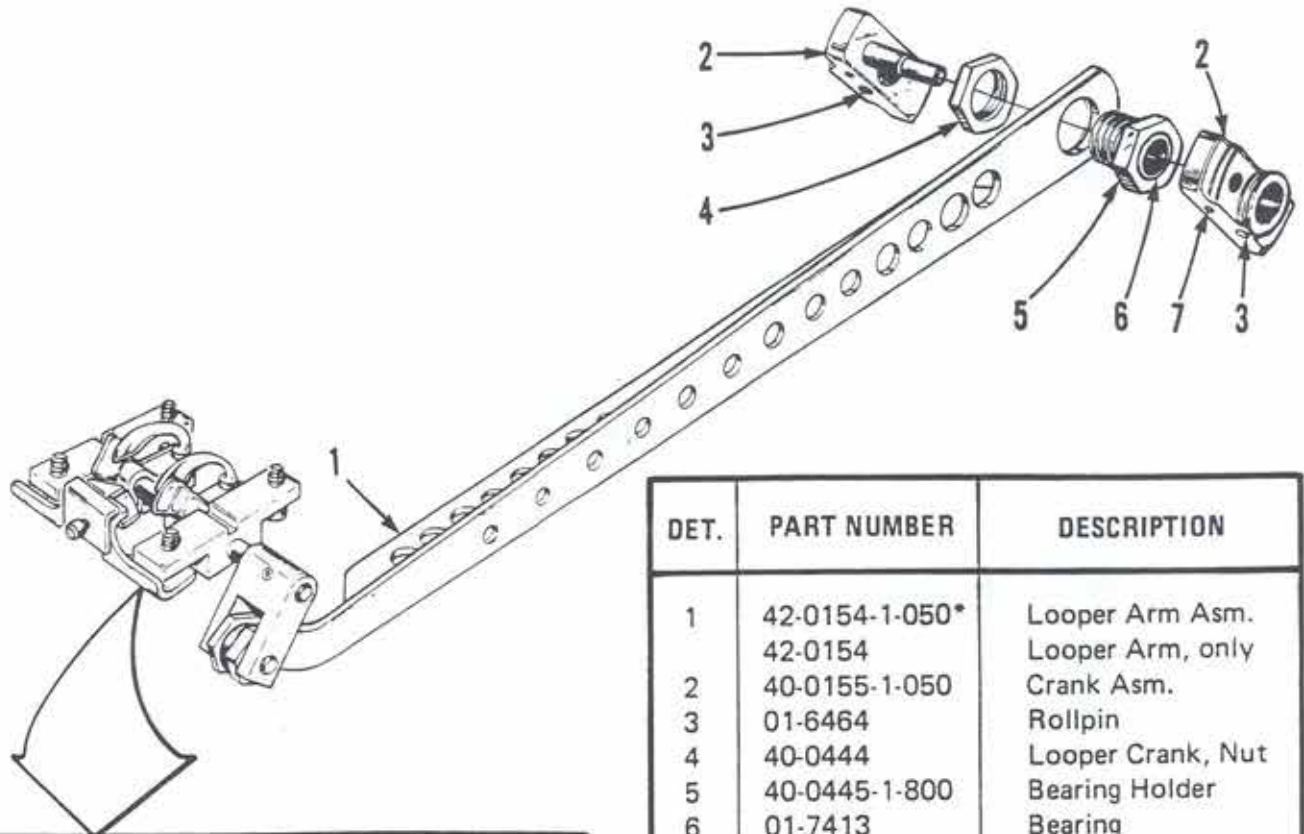
## NEEDLE GUARDS\*



DET.	PART NUMBER	DESCRIPTION
1	01-2419	Screw
2	01-4405	Washer
3	42-1344	Bracket
4	42-1343	Bracket
5	01-2248	Screw
6	01-4407	Washer
7	01-3512	Knob
8	01-6368	Retaining Ring
9	01-6404	Retaining Ring
10	01-6834	Pin
11	01-2481	Screw
12	42-1001	Guard (7/16"-1/2")
	42-1001-1-001	Guard (5/8"-7/8")
	42-1001-1-002	Guard (1/4"-1/2")

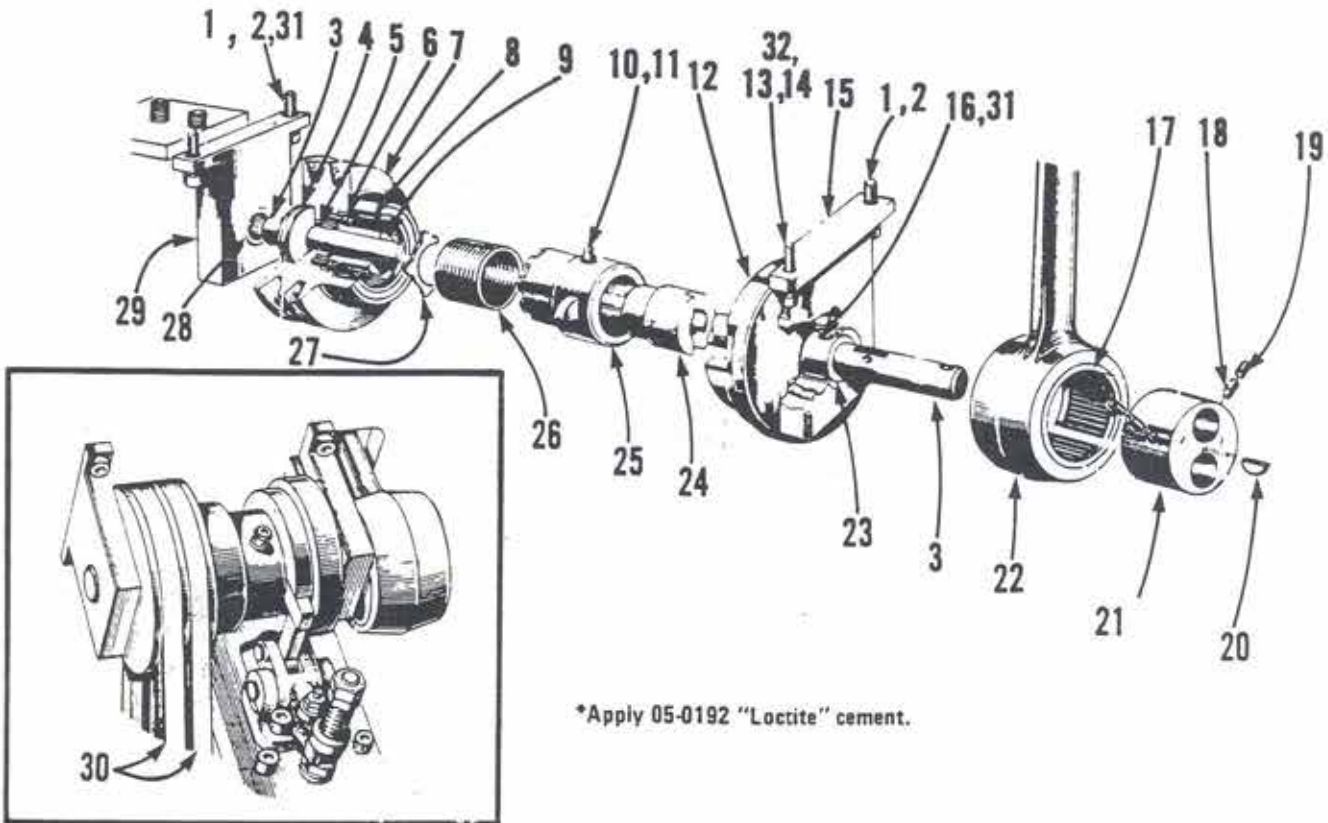
\*For complete assembly, order the following.

ASSEMBLY NO.	for MODELS -
42-1416	7/16" - 1/2"
42-1416-0-001	5/8" - 7/8"
42-1416-0-002	1/4" - 3/8"



DET.	PART NUMBER	DESCRIPTION
1	42-0154-1-050*	Looper Arm Asm.
	42-0154	Looper Arm, only
2	40-0155-1-050	Crank Asm.
3	01-6464	Rollpin
4	40-0444	Looper Crank, Nut
5	40-0445-1-800	Bearing Holder
6	01-7413	Bearing
7	01-6703	Rollpin
8	01-6543	Pin
9	01-2469	Screw, rear
10	01-4402	Washer
11	01-6454	Retaining Ring
12	42-1039-0-002	Needle Guard (L.H.)
13	40-0058-5	Looper (L.H.)
14	01-2561	Screw
15	40-0057-5	Looper (R.H.)
16	40-0059	Support
17	42-0063-1-050	Looper Shaft Asm.
18	01-6827-1	Pin
19	01-6551	Shaft Retainer
20	01-2442-0-001	Set Screw
21	42-1041	Spacer Nut
22	42-1040	Sleeve
23	01-2407	Screw, front
24	42-0064	Looper Holder (pair)
25	42-1039-0-001	Needle Guard (R.H.)
26	01-2431	Screw
27	40-0062	Knife (3/8"-1/2")
	41-0062	Knife (5/8"-7/8")
28	01-2424	Screw
29	41-0061	Knife Bracket
	41-0061-0-100	Knife Bracket (7/8")
30	42-1165-0-001	Guard (3/8"-1/2")
	42-1165-0-002	Guard (5/8"-7/8")
31	01-4405	Lockwasher

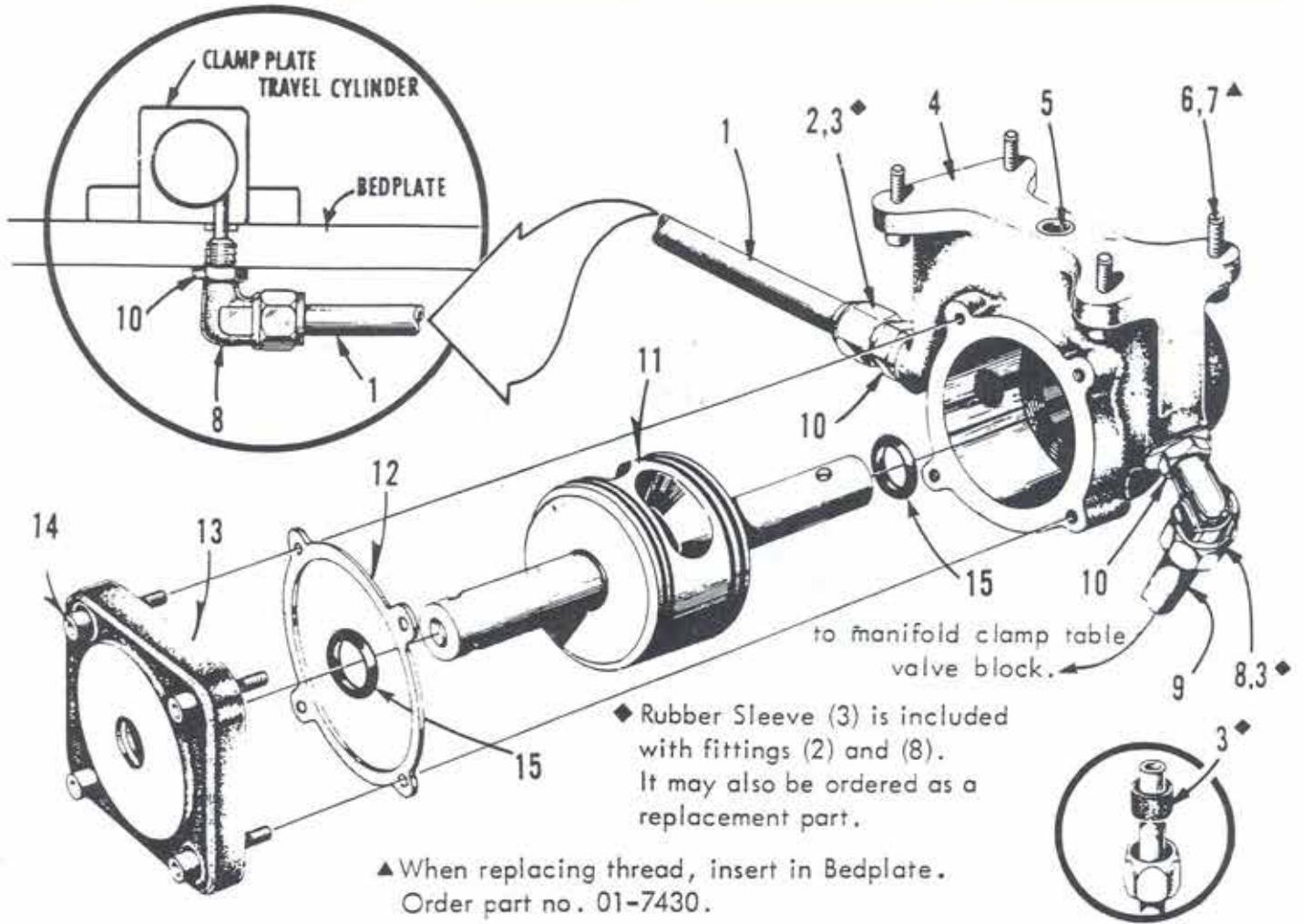
\*Assembly, refer to Parts Index for Components.



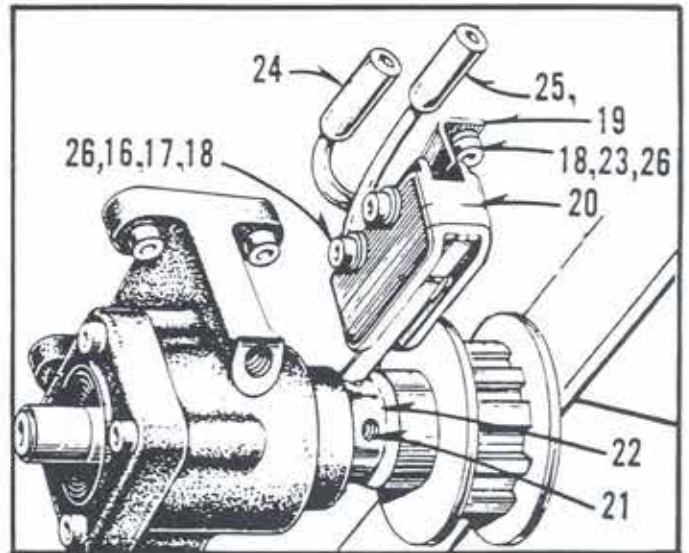
DET.	PART NUMBER	DESCRIPTION
1	01-4004	Lockwasher
2	01-2430	Screw
3	40-0150	Shaft
4	20-0623	Bearing
5	01-7409	Needle Bearing
6	01-2427	Screw
7	30-0141-0-050*	Clutch Sleeve Asm.
8	01-7411	Bearing
9	30-0142	Driving Drum
10	01-4011	Washer
11	30-0134	Fitting
12	30-0144-1	Clutch Dog Stop
13	01-4003	Lockwasher
14	01-2447	Screw
15	30-0133	Center Support
16	01-6419	Pin
17	01-7412	Bearing
18	01-2453	Screw
19	01-2408	Screw
20	01-8400	Key
21	30-0149	Eccentric

22	40-0151-0-050*	Needle Bar Asm.
23	01-7408	Bearing
24	30-0145-1	Driver Drum
25	30-0143-2	Clutch Release Dog
26	01-5441	Spring
27	30-0146	Ring
28	01-7409	Needle Bearing
29	30-0131	End Support
30	05-0088-0-350	Belt (60 Hz)
	05-0088-0-360	Belt (50 Hz)
31	01-7431	Helicoil
32	01-7430	Helicoil

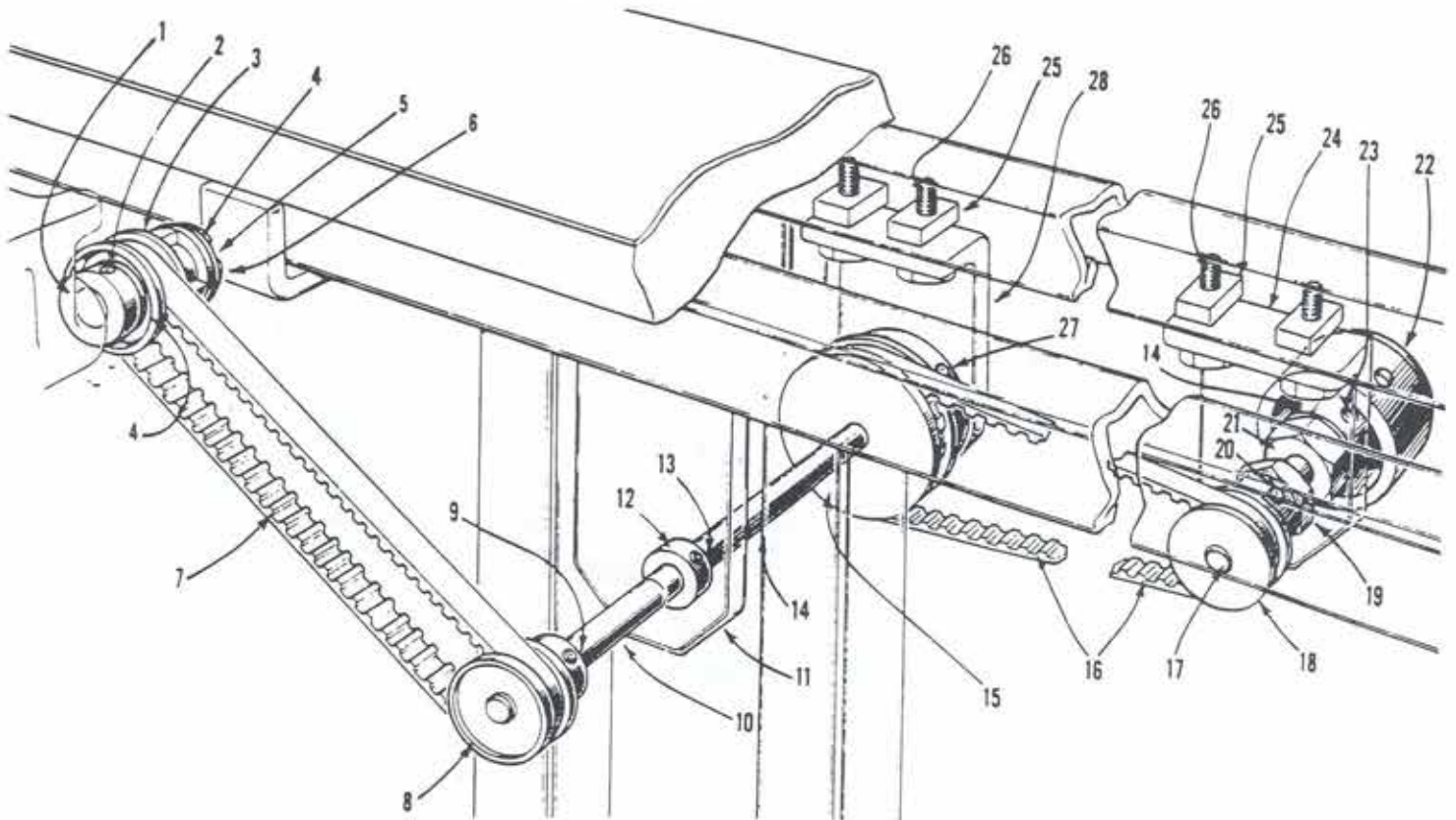
\*Assembly, refer to Parts Index for Components.



DET.	PART NUMBER	DESCRIPTION
1	40-0513	Tube
2	30-0310	Straight Fitting
3	30-0226	Rubber Sleeve
4	40-0182-1	Valve Case
5	01-4480	"O" Ring
6	01-2425	Screw
7	01-7430	Thread Insert
8	30-0218	Elbow Fitting
9	40-0512	Tube
10	01-3424	Nut
11	40-0184-1	Rotor
12	30-0181	Gasket
13	30-0180-1	Cover
14	01-2447	Screw
15	01-4485	"O" Ring
16	01-2433	Screw
17	01-3401	Nut
18	01-4411	Washer
19	40-0455	Bracket
20	30-0265	Timing Switch

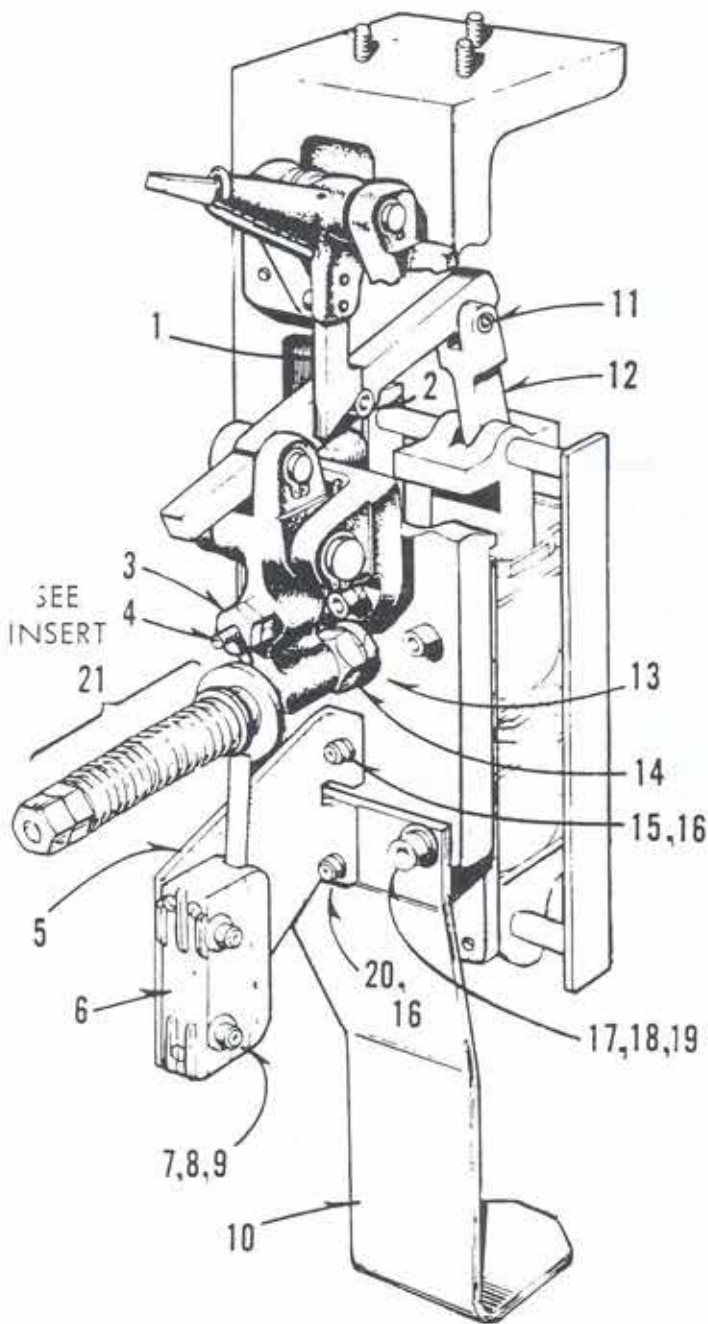


21	01-2456	Screw
22	30-0291	Eccentric
23	01-2411	Screw
24	05-0373	Jack, Yellow
25	05-0372	Jack, Orange
26	01-4406	Lockwasher

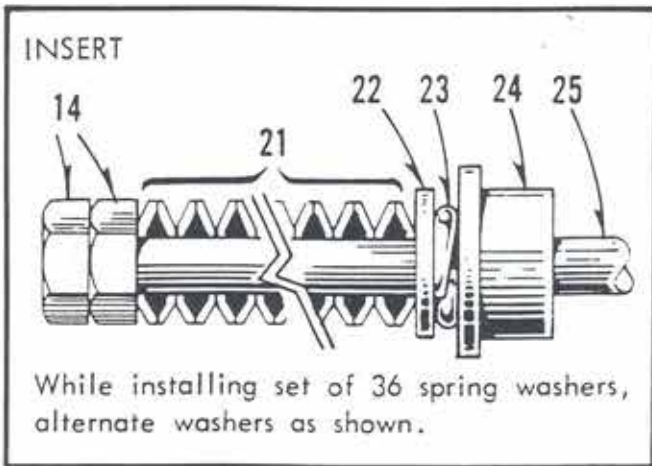


DET.	PART NUMBER	DESCRIPTION
1	42-0882	Clutch Spacer
2	01-2453	Set Screw
3	42-0286-0-050	Timing Pulley
4	01-4560	Washer, nylon
5	01-4561	Washer, steel
6	01-6502-0-002	Retaining Ring
7	42-0892	Timing Belt
8	42-0287	Timing Pulley
9	01-2559	Set Screw
10	42-0881	Pulley Shaft
11	42-0880-1	Bracket
12	42-0888	Collar
13	01-2408	Set Screw
14	01-6561	Retaining Ring
15	42-0883	Timing Pulley
16	42-0891	Timing Belt
17	42-0887	Shaft
18	42-0893	Timing Pulley
19	01-3463	Nut
20	01-2521	Set Screw

21	42-0886	Bearing
22	42-0290-1	Handwheel
23	01-2409	Set Screw
24	42-0869	Bracket
25	04-0467	Nut Block
26	01-2455-0-001	Screw
27	01-2787	Set Screw
28	42-0861	Bracket

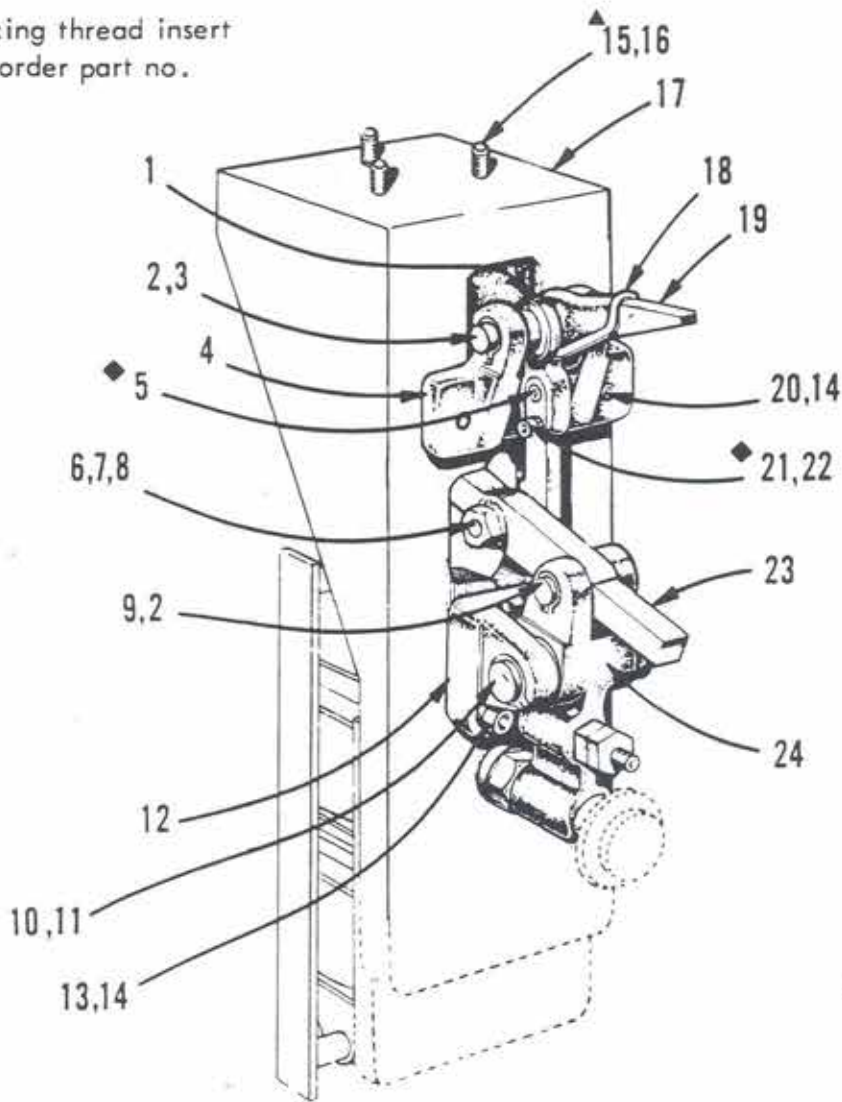


DET.	PART NUMBER	DESCRIPTION
1	30-0174	Lever
2	01-2412	Screw
3	01-3404	Nut
4	01-2434	Screw
5	40-0695	Bracket
6	30-0265	Switch
7	01-2433	Screw
8	01-4411	Washer
9	01-3401	Nut
10	40-0610	Bracket
11	01-6456	Roll Pin
12	30-0175-0-850	Link
13	01-4422	Lock Washer
14	01-3406	Nut
15	01-2413	Screw
16	01-4406	Lock Washer
17	01-2437	Screw
18	01-4003	Lock Washer
19	01-4404	Washer
20	01-2411	Screw
21	42-0989-0-050	Set of 36 - (01-5521) Spring Washer
22	01-4491	Spacer
23	01-5458	Spring
24	01-4490	Actuator
25	01-1443	Stud



STOP MOTION

▲When replacing thread insert in Bedplate order part no. 01-7431.

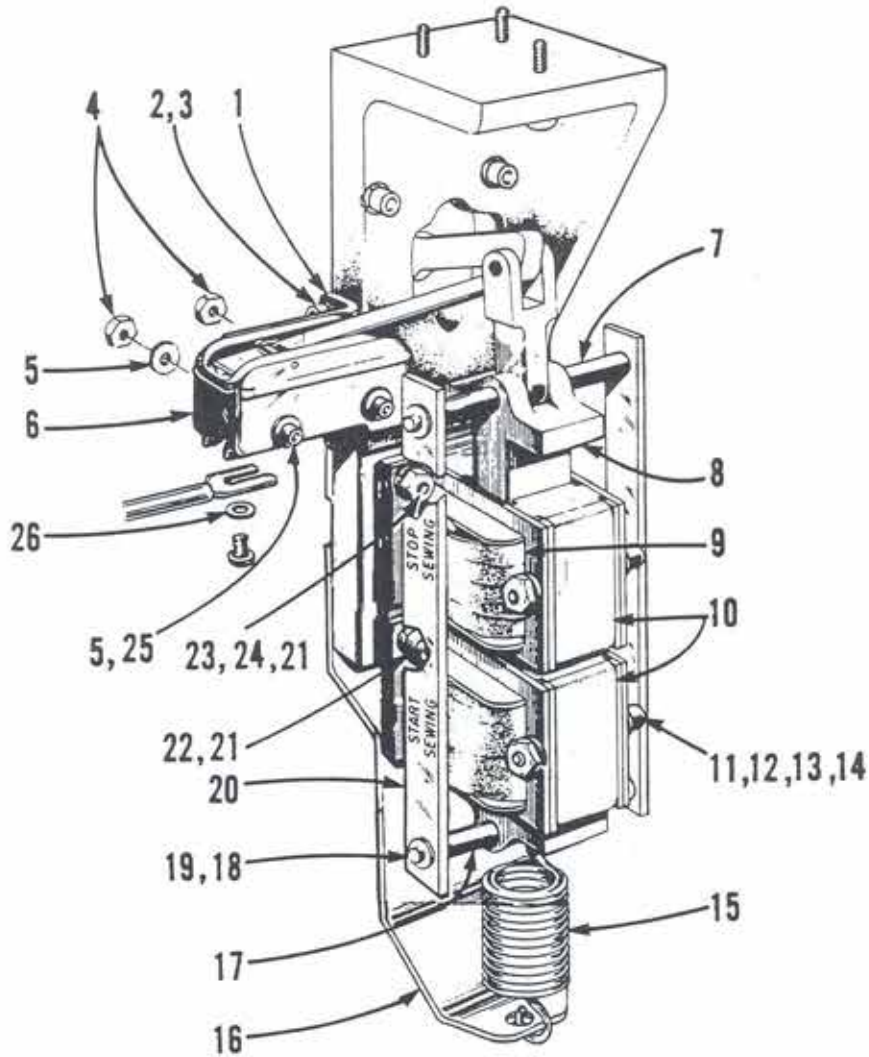


◆ Apply 05-0192 "Loctite" cement at these screws.

DET.	PART NUMBER	DESCRIPTION
1	01-4410	Spacer
2	01-6423	Truarc
3	01-6431	Pin
4	30-0162	Bracket
5	01-2415	Screw
6	01-3402	Nut
7	01-4407	Washer
8	01-2412	Screw
9	01-6432	Pin
10	01-6434	Pin
11	01-6433	Truarc
12	30-0163	Bracket

13	01-2447	Screw
14	01-4003	Lock Washer
15	01-2449	Screw
16	01-4409	Lock Washer
17	40-0161	Bracket
18	01-5409	Spring
19	30-0160	Dog
20	01-2437	Screw
21	01-2402	Screw
22	01-4405	Lock Washer
23	30-0168	Clutch Dog
24	30-0169	Arm



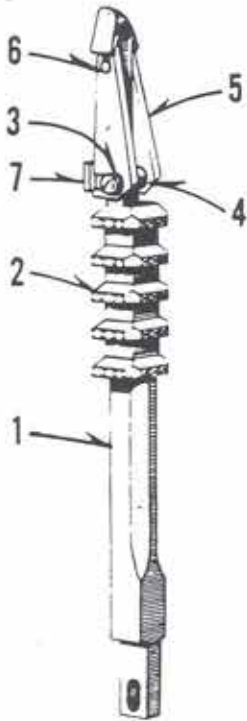


DET.	PART NUMBER	DESCRIPTION
1	40-0454	Bracket
2	01-2411	Screw
3	01-4406	Lock Washer
4	01-3401	Nut
5	01-4411	Washer
6	30-0265	Switch
7	01-4510	Spacer
8	30-0280	Solenoid Unit (60 Hz)
	30-0280-0-001	Solenoid Unit (50 Hz)
9	30-0390	Replacement Coil (60 Hz)
	30-0390-0-001	Replacement Coil (50 Hz)
10	31-0390	Single Solenoid (60 Hz)
	31-0390-0-001	Single Solenoid (50 Hz)

11	01-2542	Screw
12	01-4407	Lockwasher
13	01-3402	Nut
14	01-4018	Lockwasher
15	01-5453	Spring
16	40-0610	Bracket
17	01-4459	Spacer
18	01-6551	Retaining Ring
19	01-6589	Pin
20	30-0409	Link
21	01-4003	Lockwasher
22	01-2602	Screw
23	01-3404	Nut
24	01-2446	Screw
25	01-2433	Screw
26	01-4473	Lockwasher (3 used at this switch only)

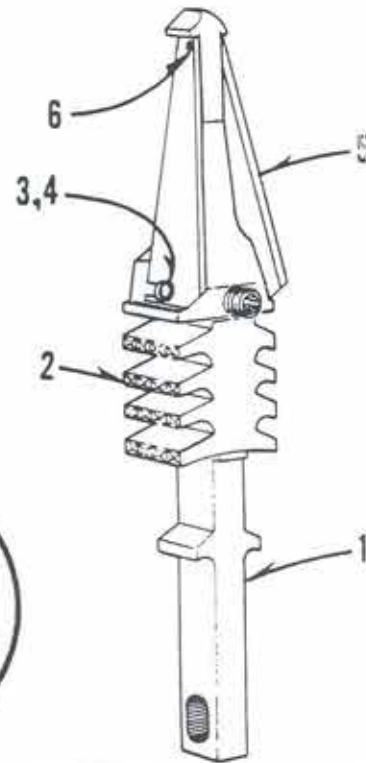
# TAB CUTTING

Used on 3/8", 7/16", & 1/2" models.



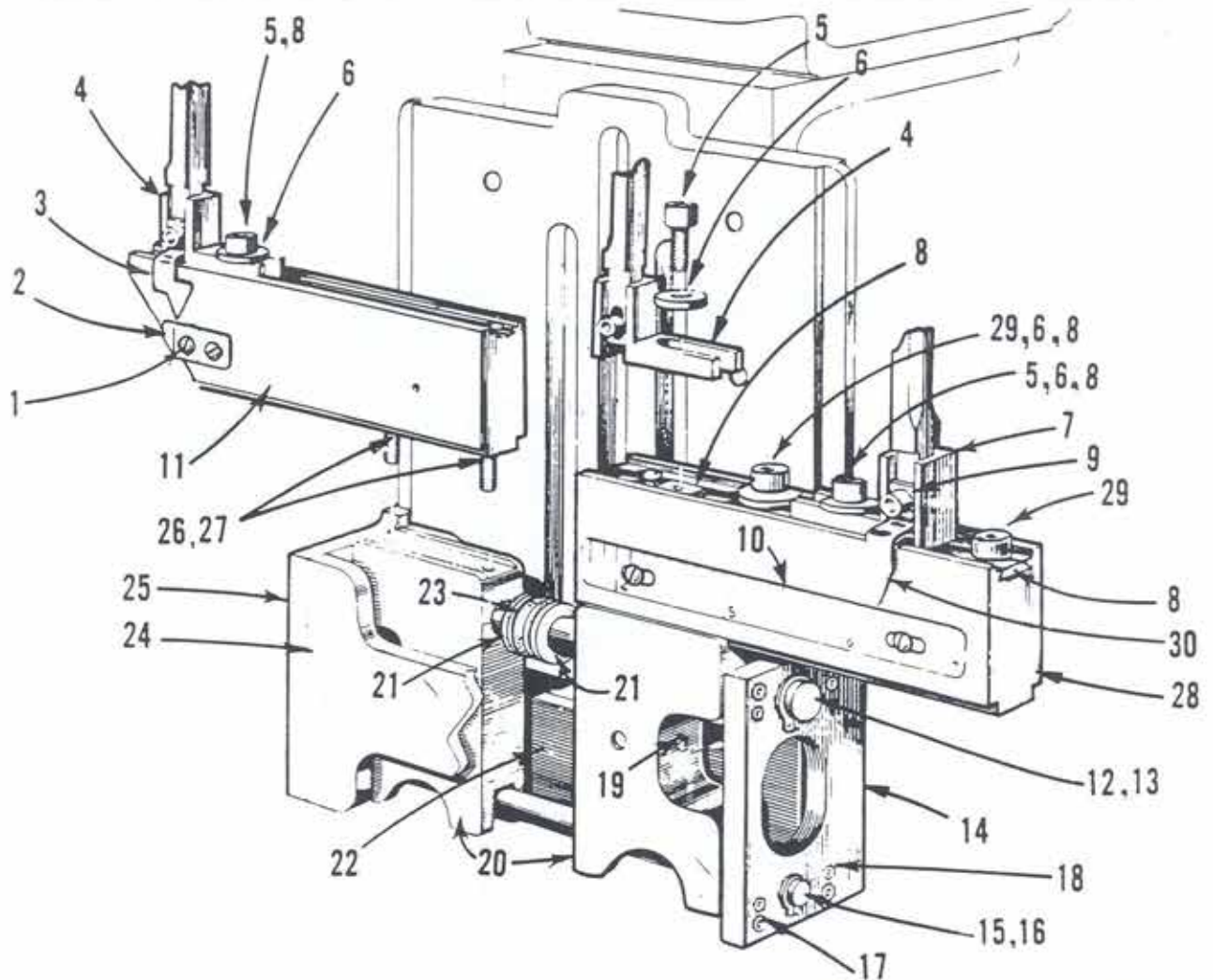
7 - 40-0797 - Tab Knife Stop

Used on 5/8", 3/4" & 7/8" models



MODELS	ASSEMBLY NUMBER	FINGER (1)	KNURL (2)	SCREW (3)	SPACER (4)	TAB KNIFE (5)	PIN (6)
3/8", 7/16"	40-0125-1-050	40-0125-1-219	40-0126-1-406	01-2424	01-4015	40-0127	01-6519
	40-0125-1-053	"	40-0126-1-468	"	"	"	"
1/2"	40-0125-1-052	"	40-0126-1-406	01-2518	01-7434	"	"
	40-0125-1-053 ♦	"	40-0126-2-468 (smooth)	01-2518	01-7434	"	"
5/8"	41-0125-0-050	41-0125-0-625	41-0126-0-625	01-2424	01-4015	41-0127	01-6616
3/4"	41-0125-0-051	41-0125-0-750	41-0126-0-750	"	"	"	"
7/8"	41-0125-0-052	41-0125-0-875	41-0126-0-875	"	"	"	"

♦ Used when tab cutting, but no turning is desired. (i.e., Knits & Leather).

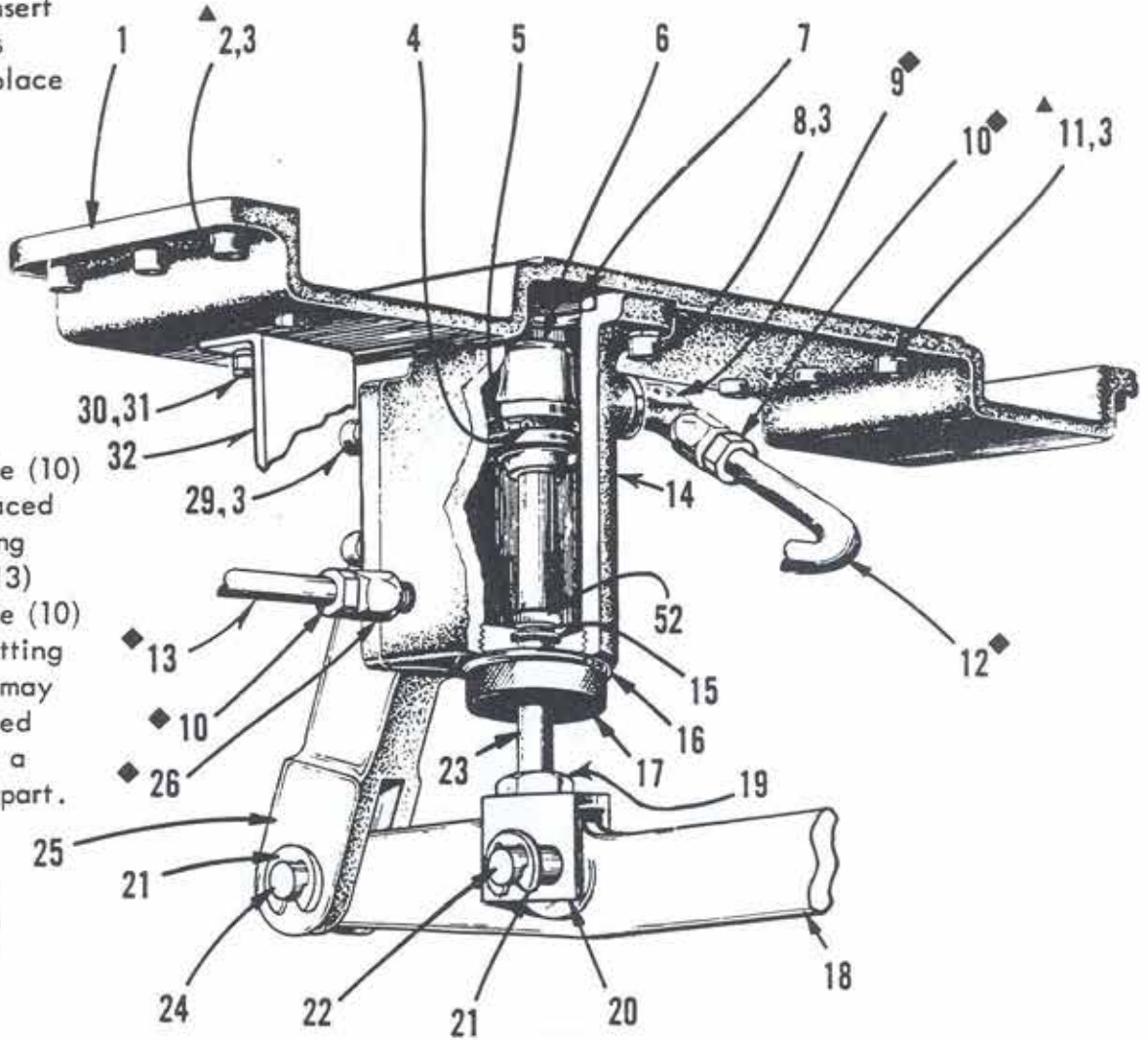


DET.	PART NUMBER	DESCRIPTION
1	01-2481	Screw
2	42-0389	Gauge
3	42-0387	Pointer
4	30-0115	Finger Shoe, front
5	01-2423	Screw
6	01-4002	Washer
7	30-0114	Finger Shoe, back
8	30-0386	Slide
9	01-2413	Screw
10	40-0388	Scale (4" - 7")
	40-0388-0-017	" (10cm - 18cm)
	40-0388-0-070	" (4" - 8")
	40-0388-0-071	" (10cm - 20cm)
	41-0388	" (4" - 7")
	41-0388-0-017	" (10cm - 19cm)
	41-0388-0-070	" (4" - 7-1/2")
	41-0388-0-071	" (10cm - 20cm)
	42-0388	Scale Inches
	42-0388-0-001	Scale Centimeters

11	42-0438	Finger Shoe Gib
12	30-0112	Upper Shaft
13	01-6422	Retaining Ring
14	40-0116	Guide Plate, back
15	30-0118	Lower Shaft
16	01-6423	Retaining Ring
17	01-2419	Screw
18	01-2557	Screw
19	01-2420	Set Screw
20	40-0117	Sliding Block
21	10-1077	Felt Washer
22	40-0113	Inner Plate
23	10-1006	Felt Washer
24	30-0113	Outer Plate
25	40-0111	Guide Plate
26	01-2435	Screw
27	01-4003	Lockwasher
28	40-0438-0-070	Finger Shoe Gib
29	01-2602	Screw
30	40-0387	Pointer(3/8" to 1/2")
	41-0387	Pointer(5/8" to 7/8")

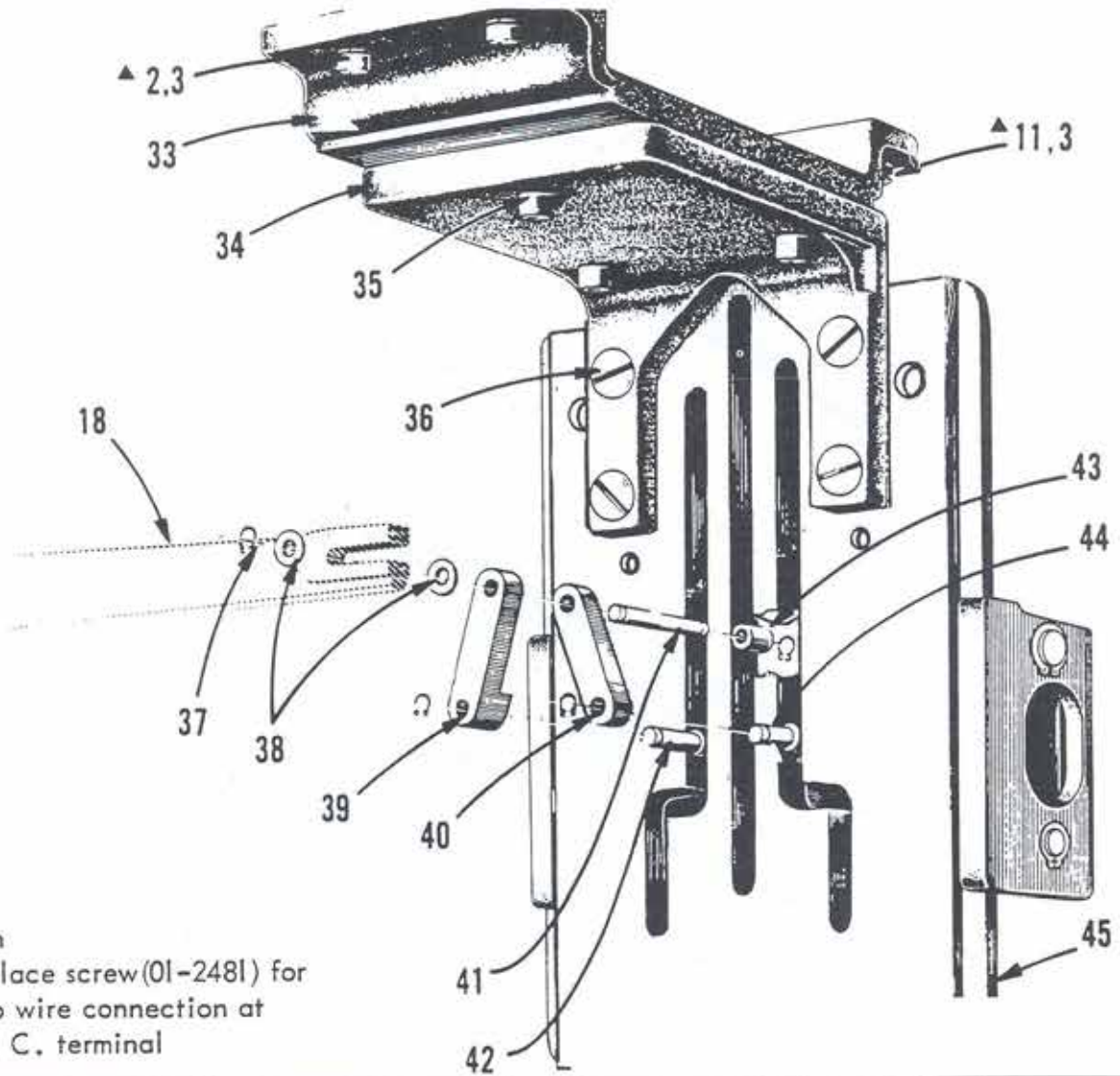
▲ When steel insert in Bedplate is damaged, replace with part no. 01-7452

◆ Nut & Ferrule (10) must be replaced when changing tubes (12 & 13) Nut & Ferrule (10) are part of fitting (9 & 26) but may also be ordered separately as a replacement part.



DET.	PART NUMBER	DESCRIPTION
1	42-0450	Bracket
2	01-2425	Screw
3	01-4003	Lock Washer
4	01-6564	Roll Pin
5	01-4451	"O" Ring
6	41-0474-1	Piston
7	01-4438	"O" Ring
8	01-2404	Screw
9	40-0218-1	Elbow Fitting
10	40-0575-2	Nut and Ferrule
11	01-2407	Screw
12	42-0952	Copper Tube
13	42-0953	Copper Tube
14	40-0249-1	Cylinder
15	01-4480	"O" Ring
16	30-0194	Gasket

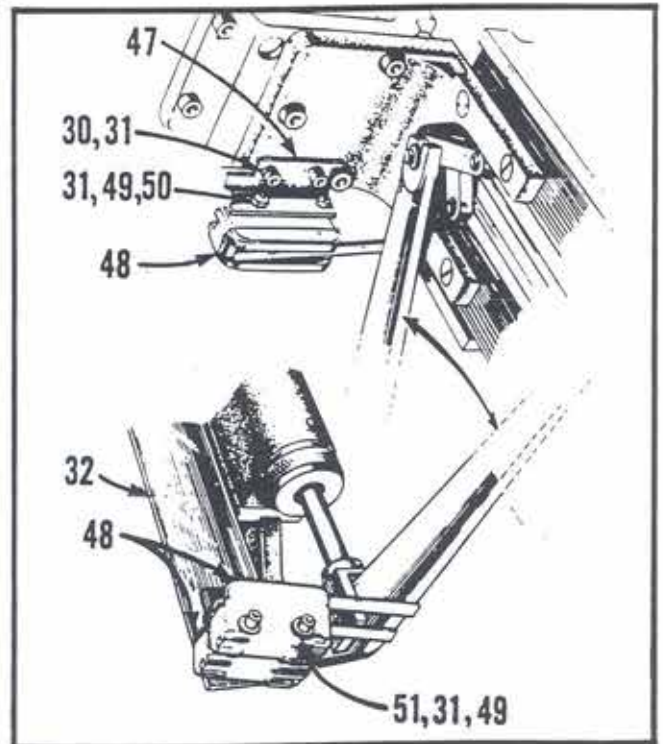
17	40-0473	Cap
18	40-0308	Folding Lever
19	01-3427	Nut
20	41-0247	Connector
21	01-6475	Retaining Ring
22	01-6503	Pin
23	41-0248	Piston Rod
24	01-6482	Pin
25	40-0309	Bracket
26	40-0310	Straight Fitting
29	01-2493	Screw
30	01-2411	Screw
31	01-4411	Washer
32	40-0457	Bracket
33	41-0449	Bracket
34	40-0119	Bracket
35	01-2421	Screw
36	01-2422	Screw



A A  
Switch

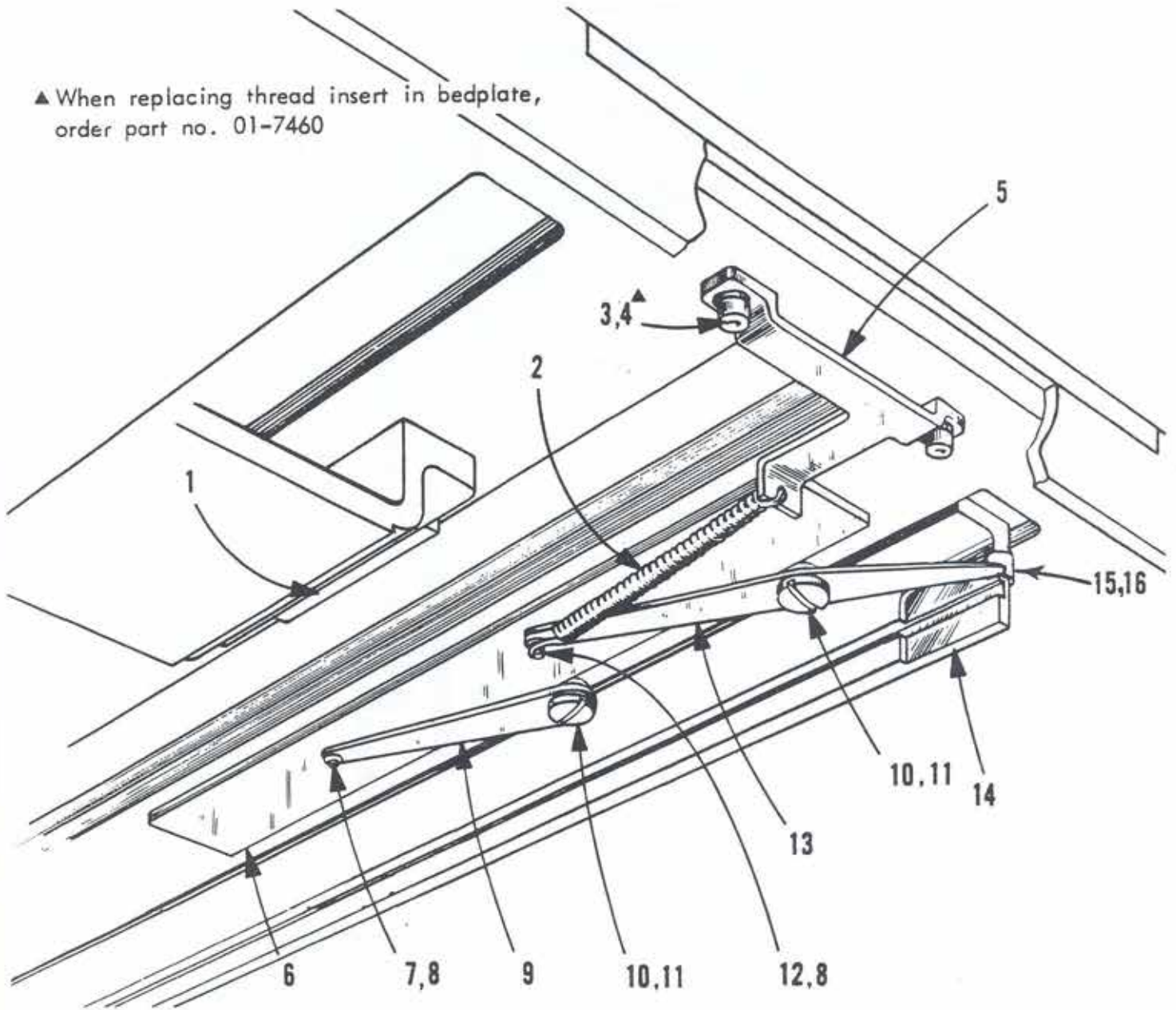
replace screw (01-2481) for  
two wire connection at  
N. C. terminal

37	01-6406	Retaining Ring
38	01-4404	Washer
39	30-0121	Link
40	30-0122	Link
41	01-6435	Pin
42	01-6424	Pin
43	01-7407	Roller
44	01-6425	Pin
45	41-0120-C-070	Cam Plate Bracket
47	40-0461	Bracket
48	40-0533	Switch A A
49	01-3401	Nut
50	01-2433	Screw
51	01-2519	Screw
52	01-4497	Spacer (used on models 3/8", 7/16" and 1/2" only.



SLIDE SAFETY PLATE

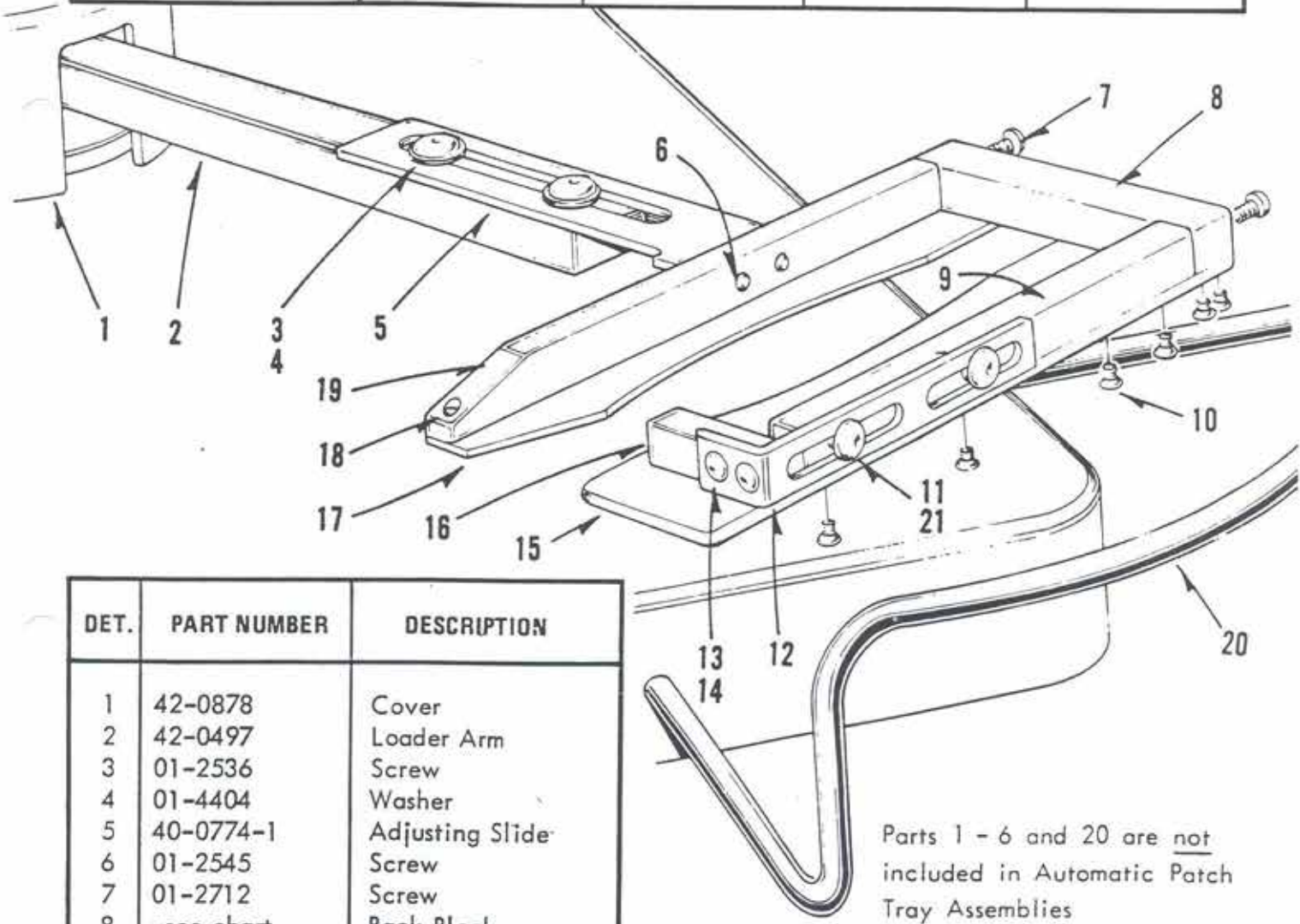
▲ When replacing thread insert in bedplate, order part no. 01-7460



DET.	PART NUMBER	DESCRIPTION
1	40-0625	Pad
2	01-5436	Spring
3	01-2411	Screw
4	01-4406	Lock Washer
5	41-0624	Bracket
6	41-0621	Slide Plate
7	01-6539	Pin
8	01-6368	Retaining Ring
9	41-0623	Lever
10	01-2578	Screw
11	01-7454	Spacer

12	01-6538	Pin
13	41-0622	Lever
14	41-0451-0-001	Bracket, right
15	01-7456	Roller
16	01-6565	Pin

MODELS	AUTOMATIC PATCH LOADING TRAY ASSEMBLIES			
	ASSEMBLY	TRAY PLATE, left (15)	TRAY PLATE, right (17)	BACK BLOCK (8)
625, 648, 690, 730	40-0515-1-050	40-0830-0-187	40-0831-0-187	40-0515-1-275
649, 744, 786, 850	40-0515-1-052	40-0830-0-187	40-0831-0-062	40-0515-1-275
787, 932	40-0515-1-054	40-0830-0-438	40-0831-0-938	40-0515-1-300
Above models equipped with 6" trays except 787 & 932	41-0515-0-051	40-0830-0-438	40-0831-0-938	40-0515-1-275



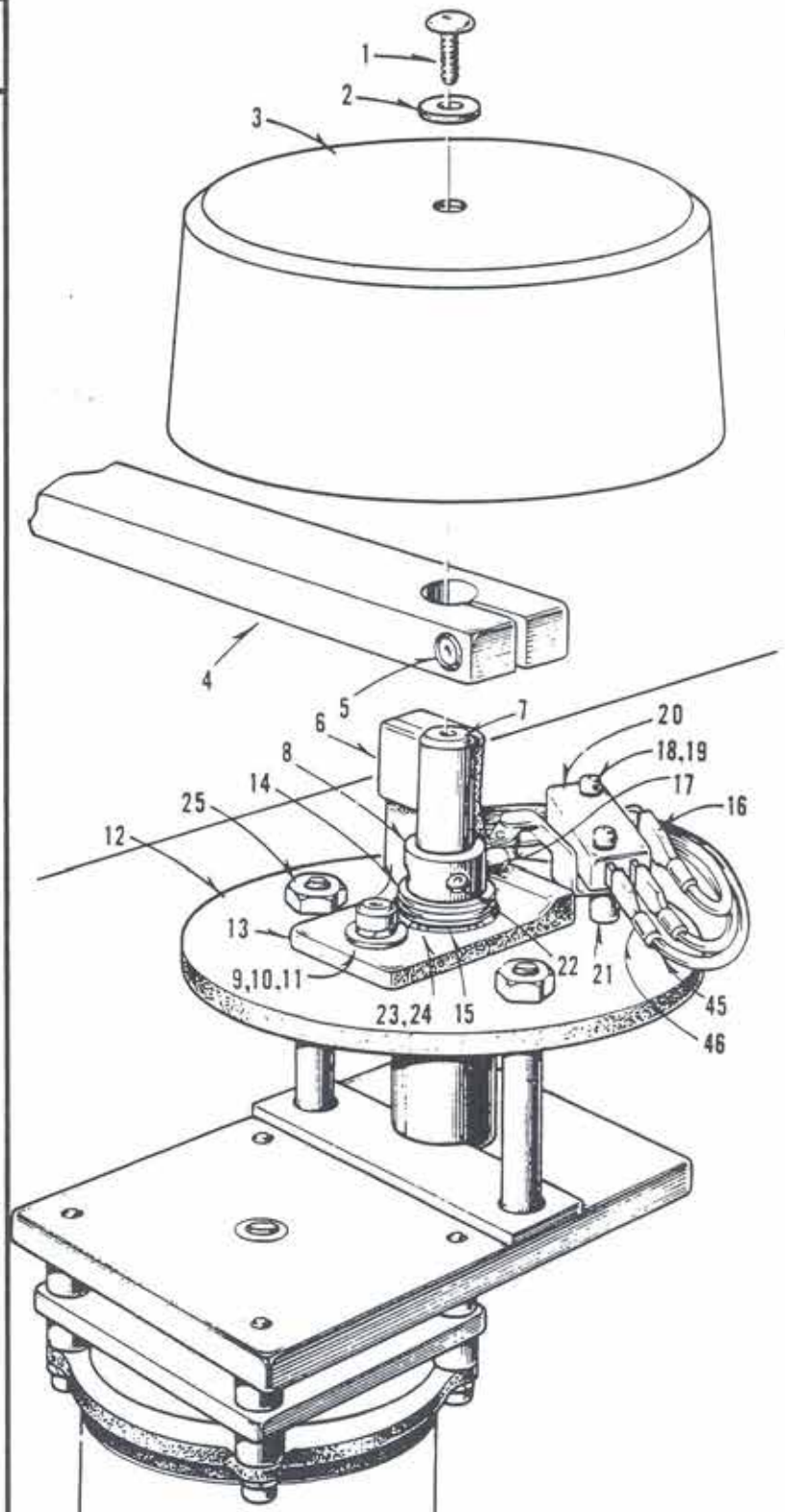
DET.	PART NUMBER	DESCRIPTION
1	42-0878	Cover
2	42-0497	Loader Arm
3	01-2536	Screw
4	01-4404	Washer
5	40-0774-1	Adjusting Slide
6	01-2545	Screw
7	01-2712	Screw
8	-see chart	Back Block
9	40-0832-0-002	Tray Rail, left
10	01-2488	Screw
11	01-2633	Screw
12	40-0514-1	Tray Ear
13	01-2597	Screw
14	01-4528	Lockwasher
15	-see chart	Tray Plate, left

16	40-0841	Patch Holder
17	-see chart	Tray Plate, right
18	01-2472	Screw
19	40-0832-0-001	Tray Rail, right
20	42-0927	Patch Loader Guard
21	01-4412	Washer

Parts 1 - 6 and 20 are not included in Automatic Patch Tray Assemblies

# AUTOMATIC PATCH LOADING

DET.	PART NUMBER	DESCRIPTION
1	01-2536	Screw
2	01-4404	Washer
3	42-0878	Cover
4	42-0497	Loader Arm
5	01-2449	Screw
6	40-0773	Stop Pad
7	42-0498	Shaft
8	40-0496-1	Collar
9	01-2460	Screw
10	01-4422	Lock Washer
11	01-4491	Washer
12	42-0877	Mounting Flange
13	42-0769	Stop
14	01-4493	Race (2 used)
15	01-7458	Bearing
16	04-0258-0-187	Wire Terminal
17	01-2672	Set Screw
18	01-2783	Screw
19	01-4405	Lock Washer
20	04-1301	Automatic Sew Switch
21	42-0876	Spacer
22	01-2522	Set Screw
23	01-4507	"O" Ring (outer)
24	01-4450	"O" Ring (inner)
25	01-3406	Lock Nut
26	01-7475	Spacer
27	40-0775-0-850	Mounting Plate
28	01-2596	Screw
29	40-0772	Spacer
30	01-1460	Screw
31	01-2410	Screw
32	40-0502-1	Bracket
33	01-6420	Roll Pin
34	40-0500-1-050	Actuator
35	40-0531	Loader Motor Switch
36	40-0501	Patch Loader Switch
37	01-2673	Set Screw
38	01-2674	Set Screw
39	40-0777	Eccentric
40	40-0771	Guide Plate
41	01-2135	Screw
42	01-4407	Lock Washer
43	04-0285-1	Patch Loader Motor (60 hertz)
	04-0285-0-001	Patch Loader Motor (50 hertz)

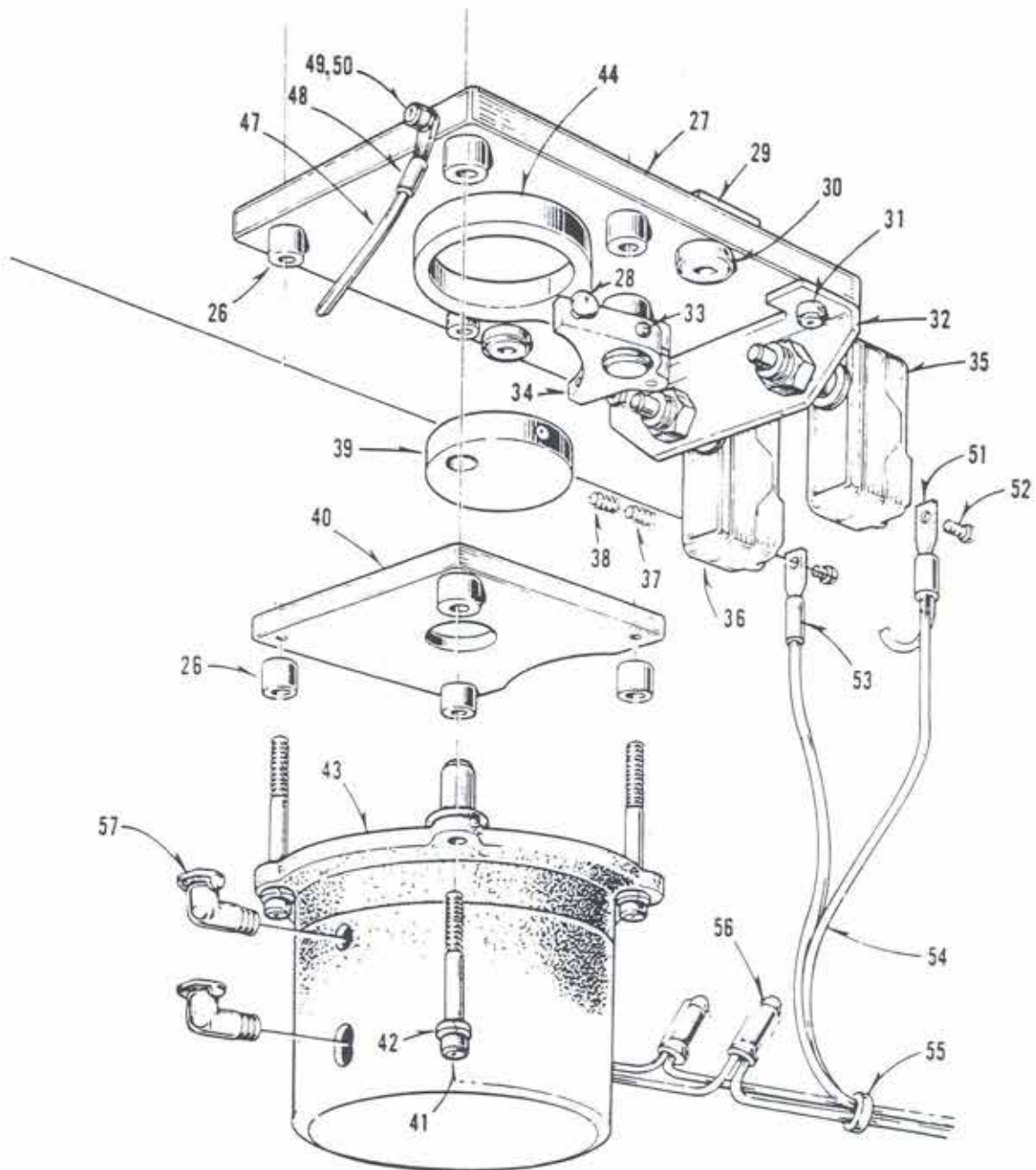


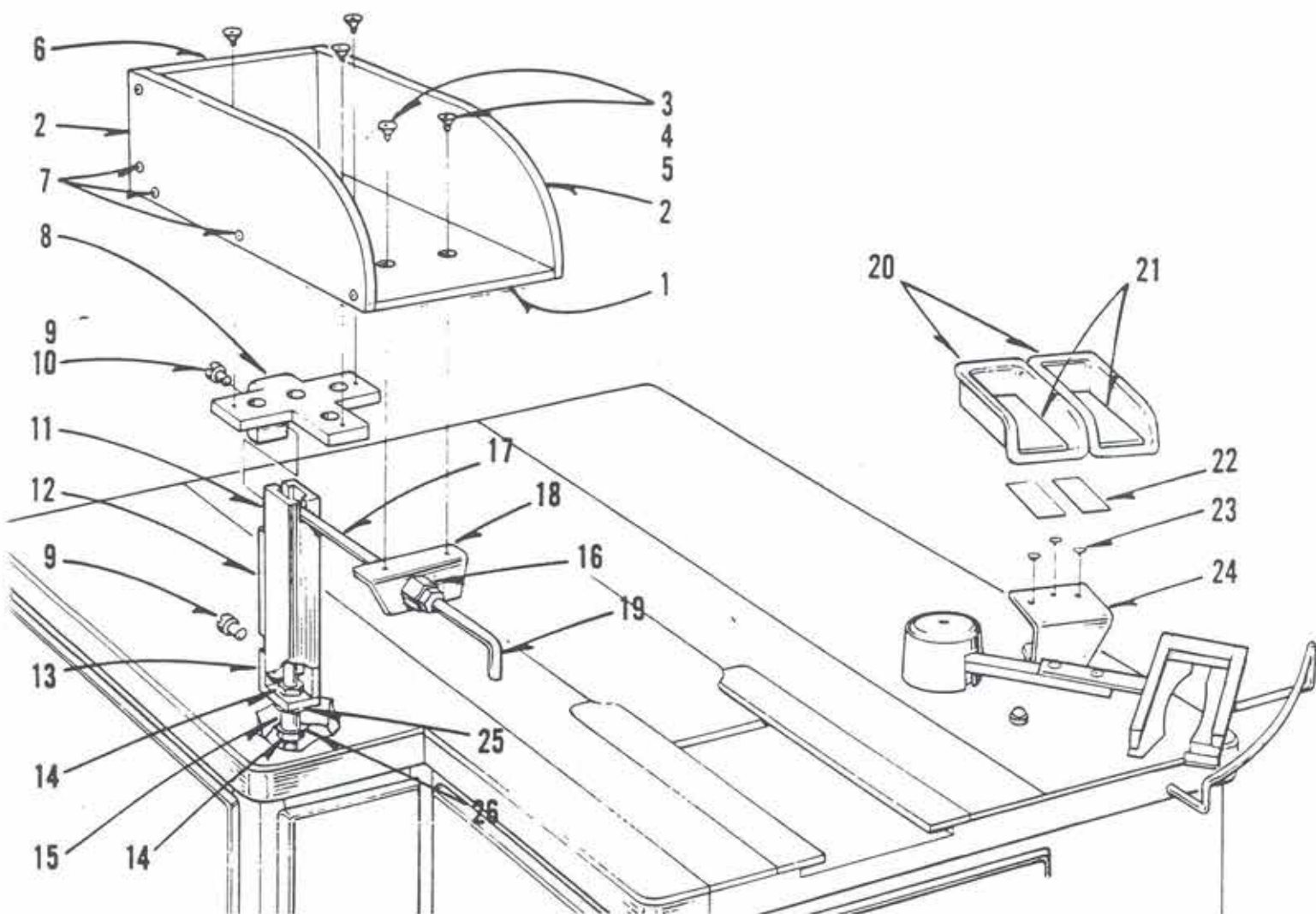
44	40-0776	Eccentric Arm
45	42-0262-0-115	Loader Sewing Harness
46	04-0261	Wire Terminal



47	42-0262-0-155	Jumper
48	30-0278	Wire Terminal
49	01-2804	Screw
50	01-4572	Lock Washer
51	04-0129	Wire Terminal
52	01-2432	Screw (only one used at this position)
53	30-0261	Wire Terminal

54	42-0262-0-114	Loader Motor Harness
55	05-0394	Tie
56	05-0369	Wire Connector
57	30-0011	Oil Cup

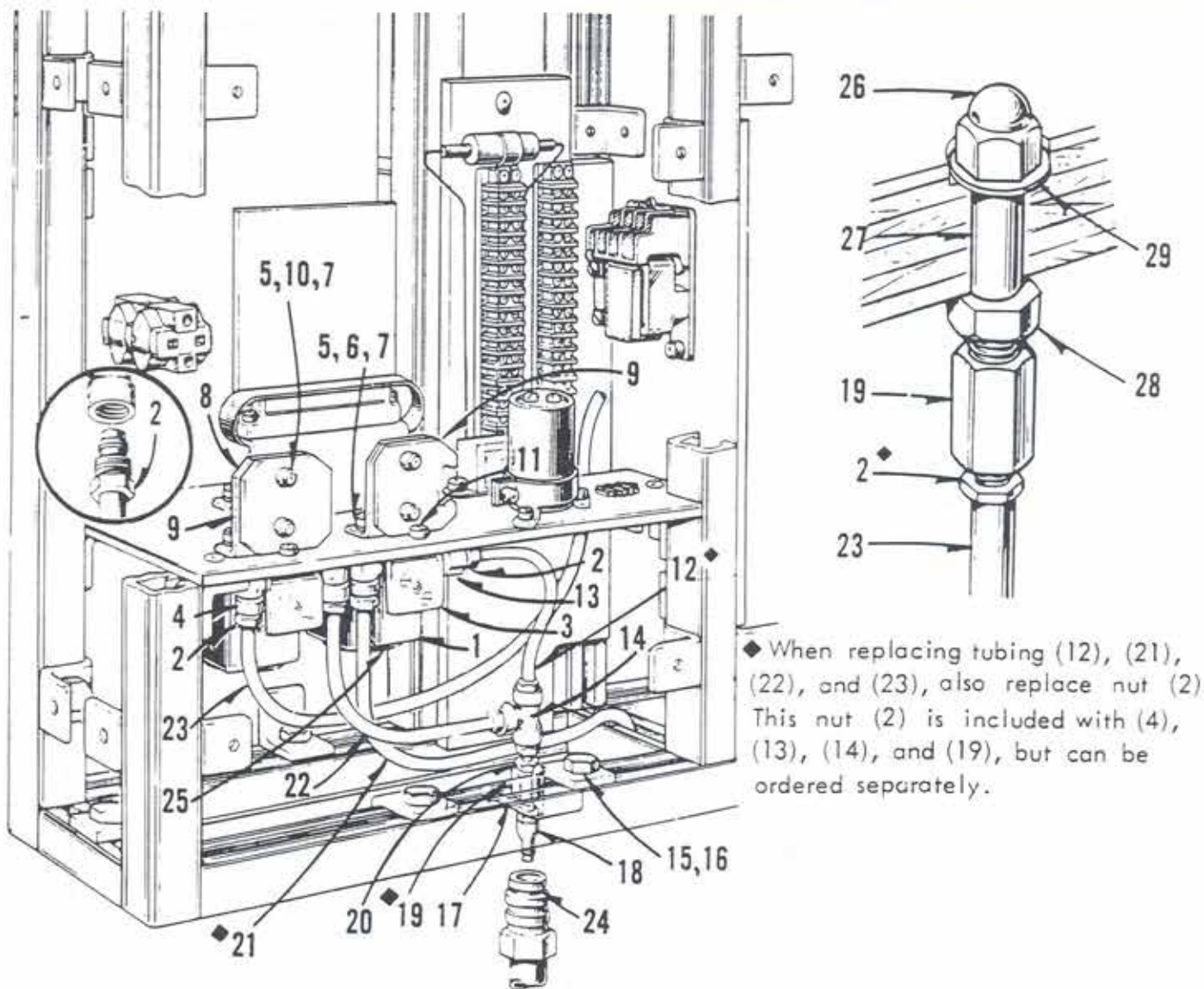




DET.	PART NUMBER	DESCRIPTION
1	42-0820-0-004	Bottom
2	42-0820	Side
3	01-2583	Screw
4	01-4407	Lock Washer
5	01-3001	Nut
6	42-0820-0-003	Back
7	01-2706	Screw
8	42-0921	Bracket
9	04-0396	Screw
10	04-0467	Nut Block
11	42-0818	Column
12	04-0490-0-071	Cover
13	04-0388	Angle
14	01-3419	Lock Nut
15	42-0924	Nipple
16	42-0930	Union

17	40-0825	Tubing, 80"●
18	42-0929	Bracket
19	40-0816	Air Nozzle
20	42-0637-0-275	Patch Tray (7/16" - 3/8")
	42-0637-0-300	Patch Tray (7/16" - 1/2" using 3" Patches)
	42-0637-0-450	Patch Tray (5/8" - 7/8")
21	40-0640	Pad (7/16" - 3/8")
	42-0640	Pad (7/16" - 1/2") using 3" patches
	41-0640	Pad (5/8" - 7/8")
22	42-0931	Tape, 3 - 3/8"●
23	01-2616	Screw
24	42-0932-0-850	Patch Tray Base
25	01-4569	Felt Washer
26	01-4500	Spacer

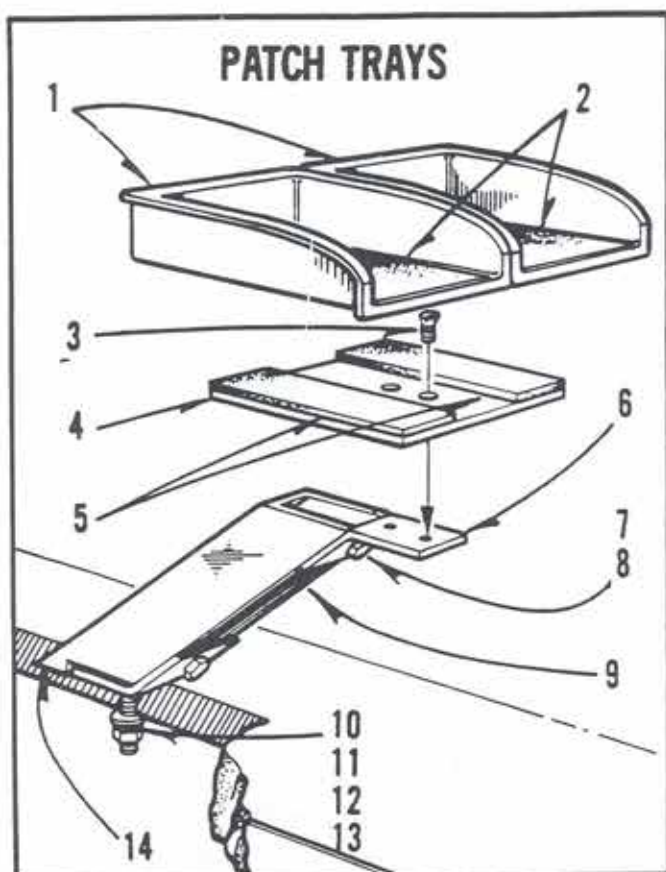
● Available in multiples of one foot.



◆ When replacing tubing (12), (21), (22), and (23), also replace nut (2). This nut (2) is included with (4), (13), (14), and (19), but can be ordered separately.

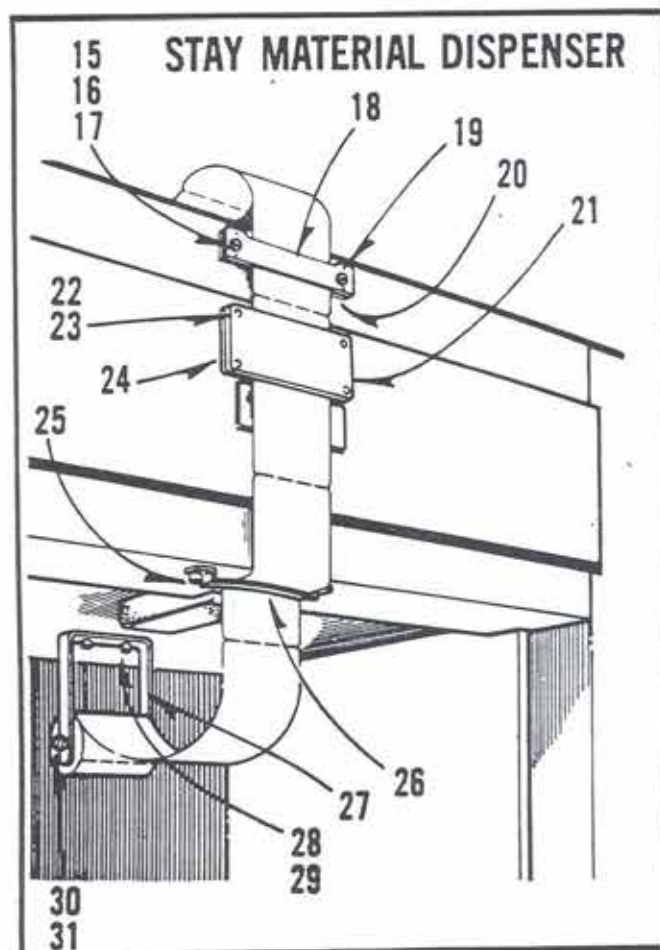
DET.	PART NUMBER	DESCRIPTION			
			15	04-0396	Screw
			16	04-0467	Nut
			17	42-0919	Bracket
1	04-1052	Solenoid Valve	18	04-2003	Plug
2	40-0575-2	Nut, replacement part	19	42-0908	Tube Fitting
3	04-1053	Bracket	20	40-0823	Tube
4	40-0218-1	Elbow Fitting	21	40-0825	Tubing, 80" ●
5	01-2437	Screw	22	40-0825	Tubing, 13" ●
6	01-4003	Lockwasher	23	40-0825	Tubing, 30" ●
7	01-3404	Nut	24	04-2004	Coupler
8	42-0905	Bracket	25	04-1083	Bushing
9	04-0326-0-050	Unloader Circuit Board	26	01-3465	Air Nozzle
10	01-7489	Spacer		42-0945	Plug (required when air no used)
11	01-2493	Screw	27	42-0910	Air Tube
12	40-0825	Tubing, 10" ●	28	01-3008	Nut
13	40-0310-1	Connector	29	01-4010	Washer
14	40-0519-2	"T" Connector			

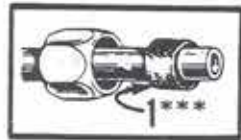
● Available only in multiples of one foot.



DET.	PART NUMBER	DESCRIPTION
1	42-0637-0-275	Patch Tray (7/16"-3/8")
	42-0637-0-300	Patch Tray (7/16"-1/2") used with 3" patches
	42-0637-0-450	Patch Tray (5/8"-7/8")
2	40-0640	Pad (7/16"-3/8")
	42-0640	Pad (7/16"-1/2") used with 3" patches
	41-0640	Pad (5/8" - 7/8")
3	01-2416	Screw
4	42-0942	Base
5	42-0931	Tape, 6"●
6	42-0939	Angle Bracket
7	04-0396	Screw
8	04-0467	Nut
9	04-0490-0-073	Closure
10	01-2798	Screw
11	01-3467	Nut
12	01-4567	Lock Washer
13	01-4568	Washer
14	42-0941	Unistrut
15	01-1466	Screw
16	01-5493	Spring
17	01-3426	Nut
18	40-0840	Material Separator
19	01-2591	Screw
20	40-0842	Separator Mat
21	04-1319-0-002	Name Plate
22	01-2592	Screw
23	01-4411	Spacer
24	42-0948	Name Plate Spacer
25	01-2410	Screw
26	41-0584	Holder Bar
27	42-0582	Bracket
28	01-2436	Screw
29	01-4407	Washer
30	01-2083	Screw
31	40-0583	Roller
	41-0583	Roller

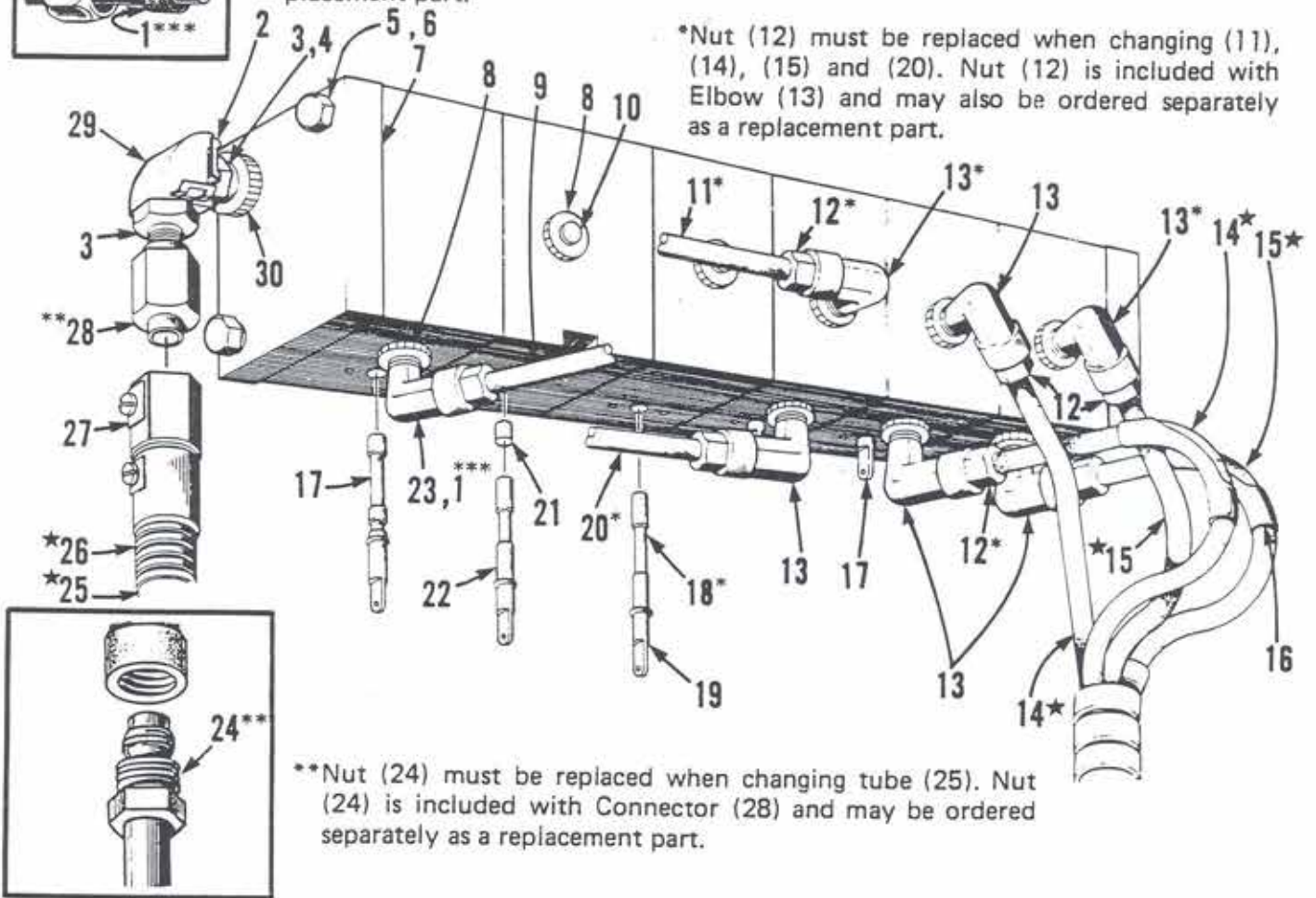
● Available in multiples of one foot.





\*\*\*Sleeve (1) is included with elbow fitting (23) and may also be ordered separately as a replacement part.

\*Nut (12) must be replaced when changing (11), (14), (15) and (20). Nut (12) is included with Elbow (13) and may also be ordered separately as a replacement part.



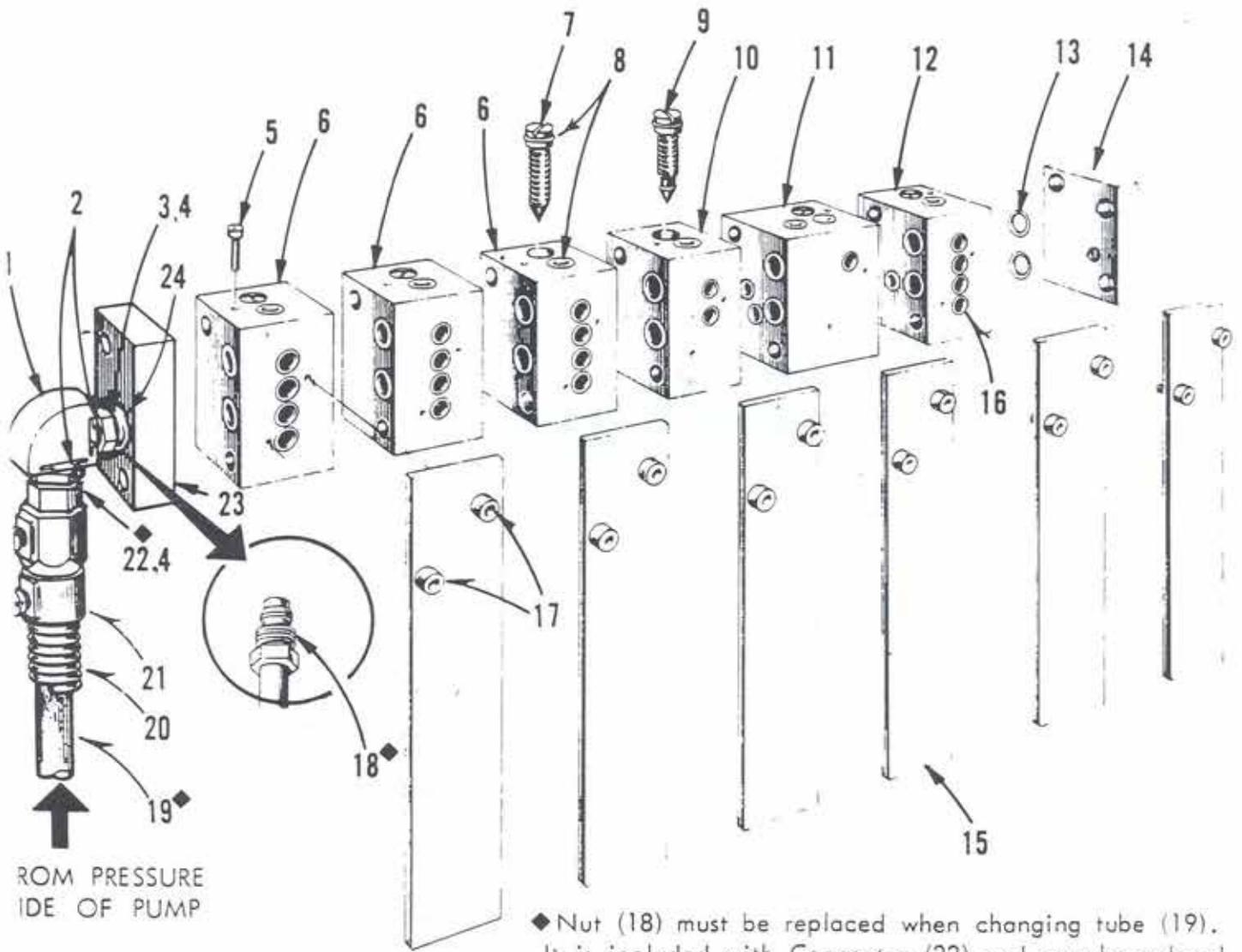
\*\*Nut (24) must be replaced when changing tube (25). Nut (24) is included with Connector (28) and may be ordered separately as a replacement part.

DET.	PART NUMBER	DESCRIPTION
1	30-0226	Sleeve
2	42-0913	Clip
3	42-0914	"O" Ring
4	42-0911	Connector
5	01-2540	Bolt
6	01-4409	Lockwasher
7	40-0603	Slide Plate (L.H.)
8	01-3424	Nut
9	40-0512	Copper Tube
10	01-2438	Plug
11	42-0952	Copper Tube
12	40-0575-2	Nut & Ferrule
13	40-0218-1	Elbow
14	40-0825*	Tubing, 34"
15	40-0825*	Tubing, 31"
16	40-0564	Tube Bending Clip
17	40-0523	Plunger

18	40-0608	Plunger
19	01-4483	"O" Ring
20	42-0953	Copper Tube
21	40-0638	Oil Check
22	40-0609	Plunger
23	30-0218	Elbow
24	40-0574	Nut
25	40-0826*	Tubing, 30"
26	40-0594*	Autoflex, 34"
27	42-0598	Coupling
28	42-0912	Connector
29	42-0909	Elbow
30	01-3419	Nut

\*Available only in multiples of one foot.

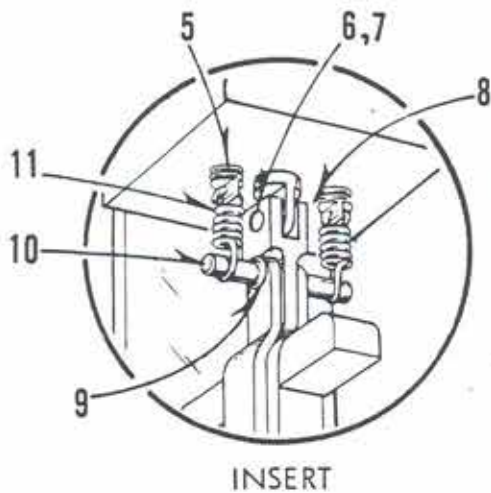
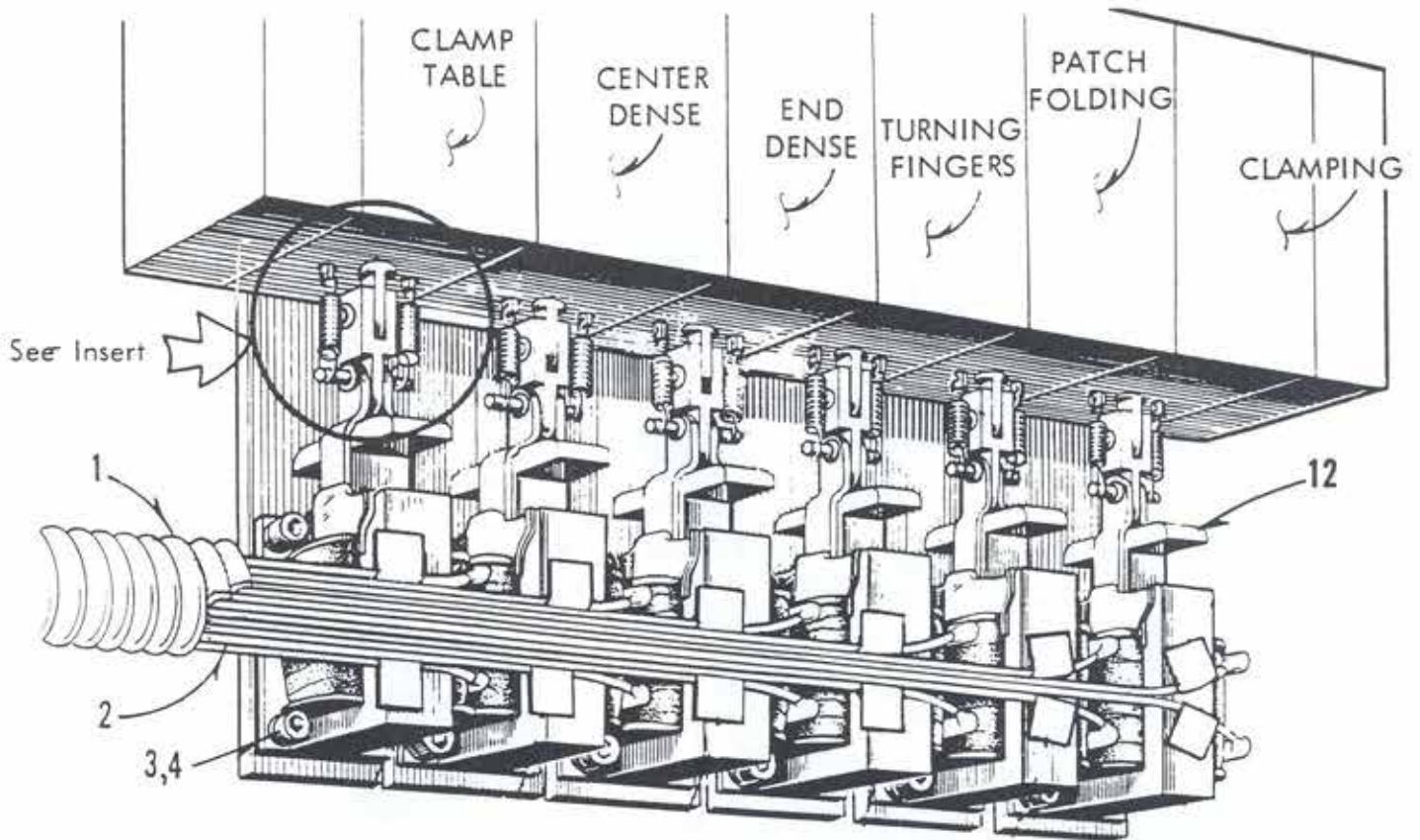
## MANIFOLD



◆ Nut (18) must be replaced when changing tube (19). It is included with Connector (22) and may be ordered separately as a replacement part.

DET.	PART NUMBER	DESCRIPTION			
			15	40-0606	Cover Plate
			16	01-4426	"O" Ring
			17	01-2492	Screw
			18	40-0574	Nut
			19	40-0826**	Tubing, 27-1/2"
			20	40-0594**	Autoflex, 40-1/2"
			21	42-0598	Coupling
			22	42-0912	Connector
			23	40-0604	Side Plate, right
			24	01-3419	Nut
1	42-0909	Elbow			
2	42-0913	Clip			
3	42-0911	Connector			
4	42-0914	"O" Ring			
5	01-2421	Screw			
6	40-0599	Valve Block			
7	40-0524	Metering Pin (5 used)			
8	01-4482	"O" Ring			
9	40-0607	Metering Pin			
10	40-0600	Valve Block			
11	40-0601	Valve Block			
12	40-0602	Valve Block			
13	01-4428	"O" Ring			
14	40-0603	Side Plate, left			

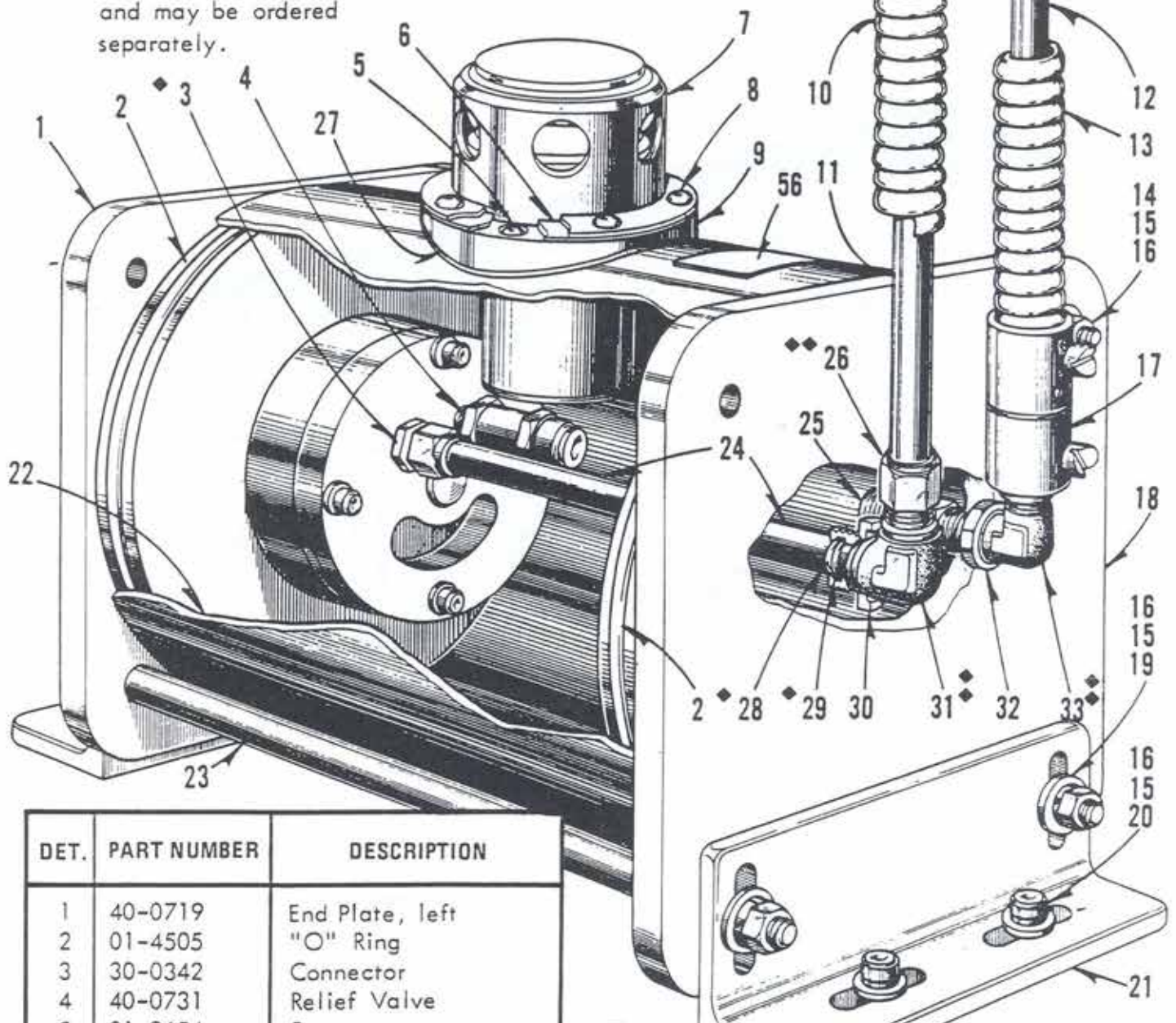
\*\*Available only in multiples of one foot.



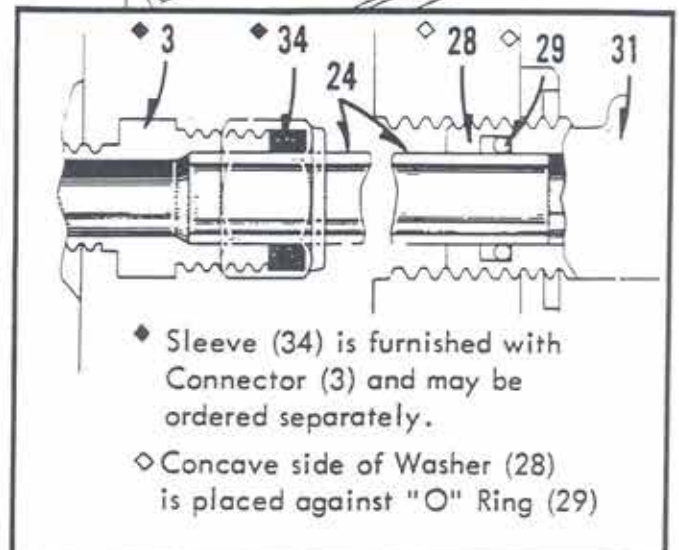
DET.	PART NUMBER	DESCRIPTION
1	40-0586**	"Spirap" - 24"
2	42-0262-3-116	Head Harness
3	01-2411	Screw
4	01-4406	Lockwasher
5	01-1422	Anchor
6	01-6549	Pin
7	01-6547	Retaining Ring
8	40-0525	Link
9	01-6551	Retaining Ring
10	01-6551	Pin
11	01-5425	Spring
12	40-0506	Solenoid

\*\*Available only in multiples of one foot.

◆◆Nut (26) is included with Elbow (31 and 33) and may be ordered separately.



DET.	PART NUMBER	DESCRIPTION
1	40-0719	End Plate, left
2	01-4505	"O" Ring
3	30-0342	Connector
4	40-0731	Relief Valve
5	01-2654	Screw
6	40-1013	Gasket
7	40-0729	Filler Cap
8	01-2436	Screw
9	40-0722	Filler Base
10	40-0594**	Autoflex, 27-1/2"
11	40-0826**	Tubing, 27-1/2"
12	40-0826**	Tubing, 30"
13	40-0594**	Autoflex, 30"
14	01-2615	Bolt with Nut
15	01-3406	Nut
16	01-4422	Lock Washer
17	01-4400	Washer
18	40-0598	Coupling
19	40-0720	End Plate, right

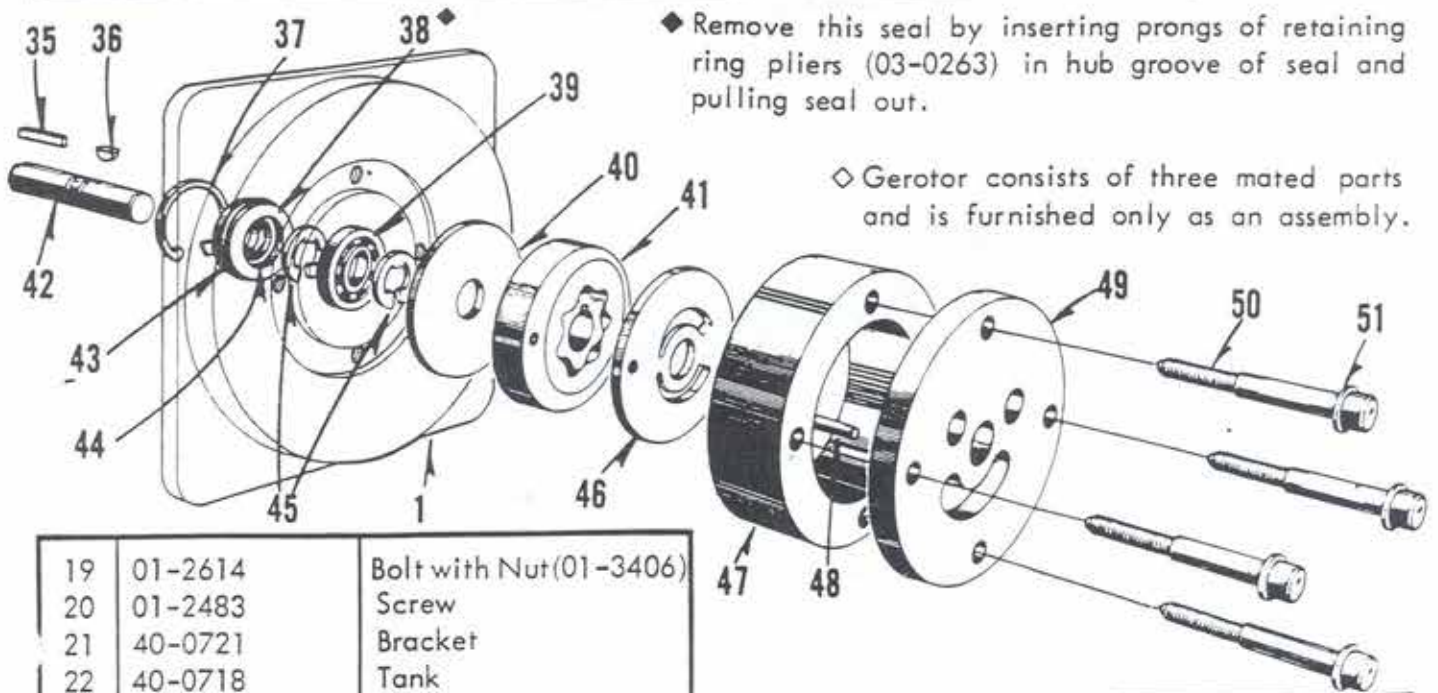


◆ Sleeve (34) is furnished with Connector (3) and may be ordered separately.

◇ Concave side of Washer (28) is placed against "O" Ring (29)

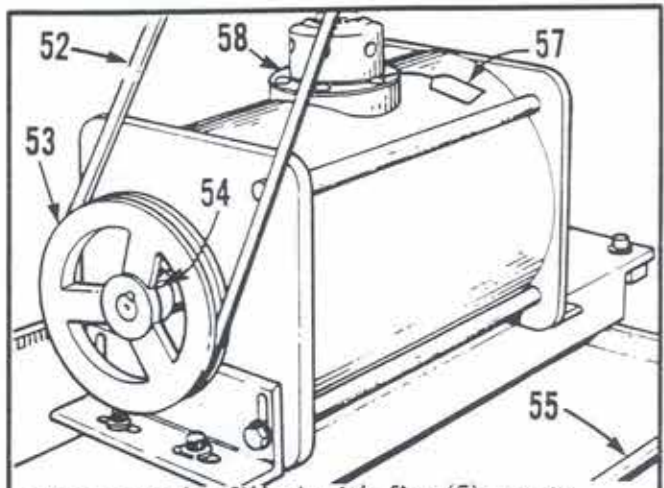
\*\*Available only in multiples of one foot.



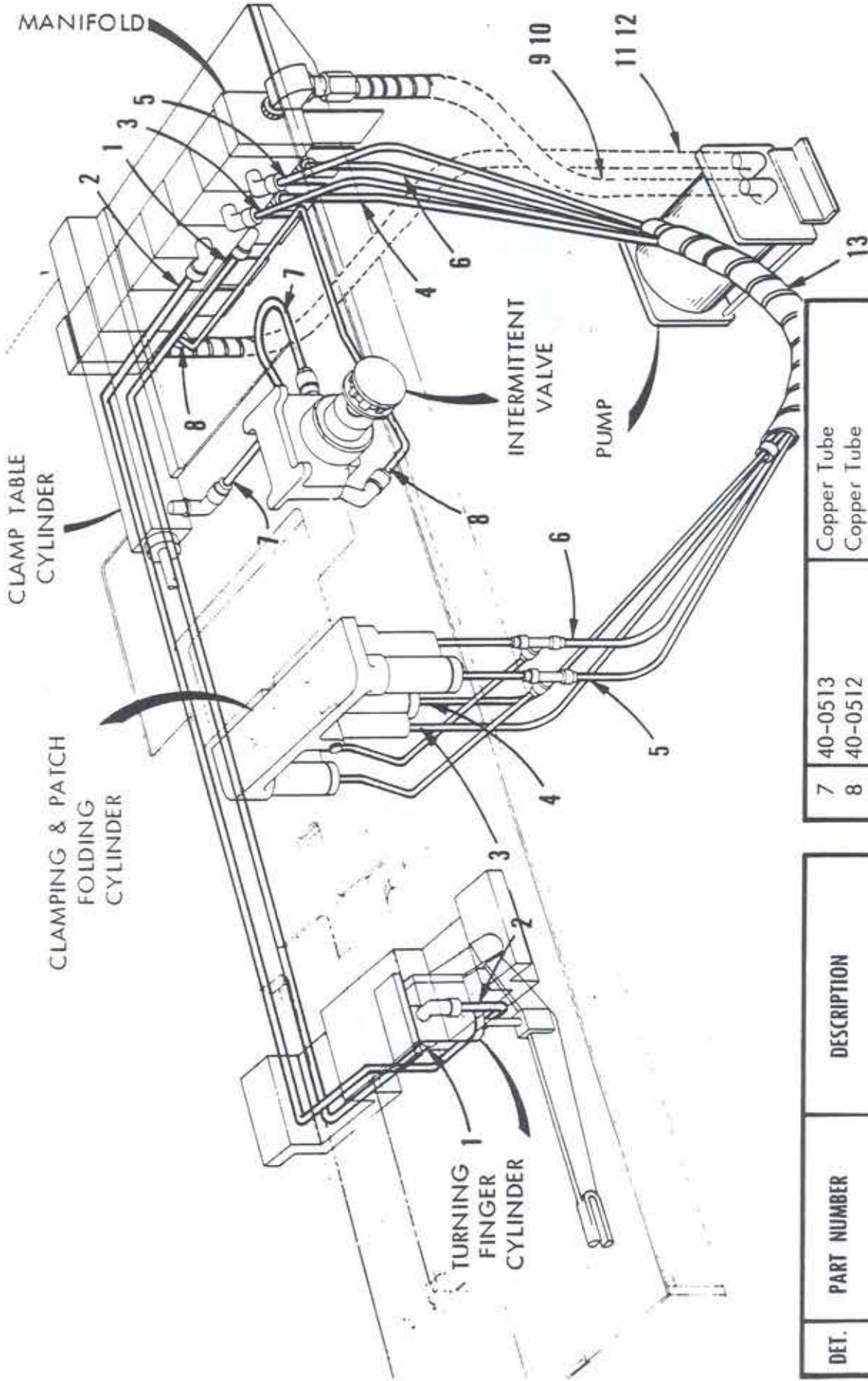


19	01-2614	Bolt with Nut(01-3406)
20	01-2483	Screw
21	40-0721	Bracket
22	40-0718	Tank
23	40-0737	Tube
24	40-0734	Copper Tube
25	40-0730	Check Valve
26	40-0574	Ferruled Nut
27	40-0723	Gasket
28	01-4508	Back-up Washer
29	01-4428	"O" Ring
30	01-3441	Lock Nut
31	40-0733-1-050	Elbow
32	01-3419	Lock Nut
33	40-0236	Elbow
34	30-0226	Sleeve
35	01-8403	Square Key
36	01-8404	Woodruff Key
37	01-6585	Retaining Ring
38	40-0726	Shaft Seal
39	01-7465	Bearing
40	40-0732	Inner Disc
41	40-0728	Gerotor
42	40-0727	Shaft
43	01-4506	"O" Ring (outer)
44	01-4507	"O" Ring (inner)
45	01-6583	Retaining Ring
46	40-0735	Port Disc
47	40-0724	Gerotor Disc
48	01-6584	Pin
49	40-0725	Cover Plate
50	01-2613	Screw
51	01-4409	Lock Washer
52	05-0087-0-440	Belt (60 hz.)
	05-0087-0-450	Belt (50 hz.)

53	40-0347	Pulley
54	01-2573	Screw
55	42-0353	Oil Pan
56	05-0421	Label, Oil Spec.
57	05-0422	Tag
58	-see note	Shipping Seal



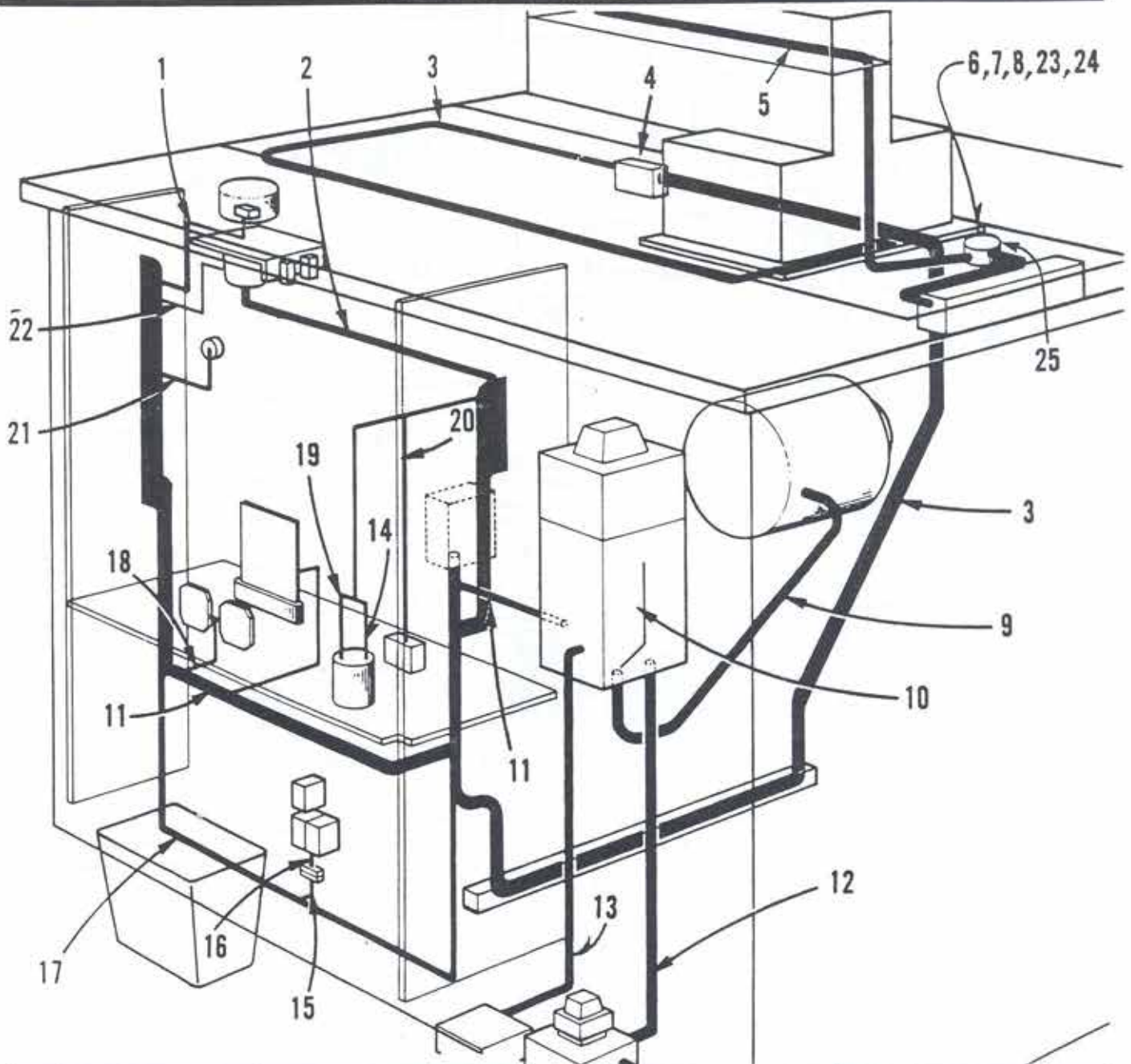
Pump must be filled with five(5) quarts hydraulic oil of the type that meets specifications "Aircraft Hydraulic Oil BB Code 1537" (05-0357-1). Pumps that are shipped prefilled have a shipping seal (40-0736) across the opening of the filler cap. Cut out this seal before operating pump. Oil pressure (165 p.s i.) may be checked only at clamp table cylinder using gauge adaptor 03-0195.



7	40-0513	Copper Tube
8	40-0512	Copper Tube
9	40-0594	Conduit 27-1/2" ●
10	40-0826	Tubing 27-1/2" ●
11	40-0594	Conduit 30" ●
12	40-0826	Tubing 30" ●
13	40-0586	Spirap 45" ●

DET.	PART NUMBER	DESCRIPTION
1	42-0953	Copper Tube
2	42-0952	Copper Tube
3	40-0825	Tubing 34" ●
4	40-0825	Tubing 34" ●
5	40-0825	Tubing 31" ●
6	40-0825	Tubing 31" ●

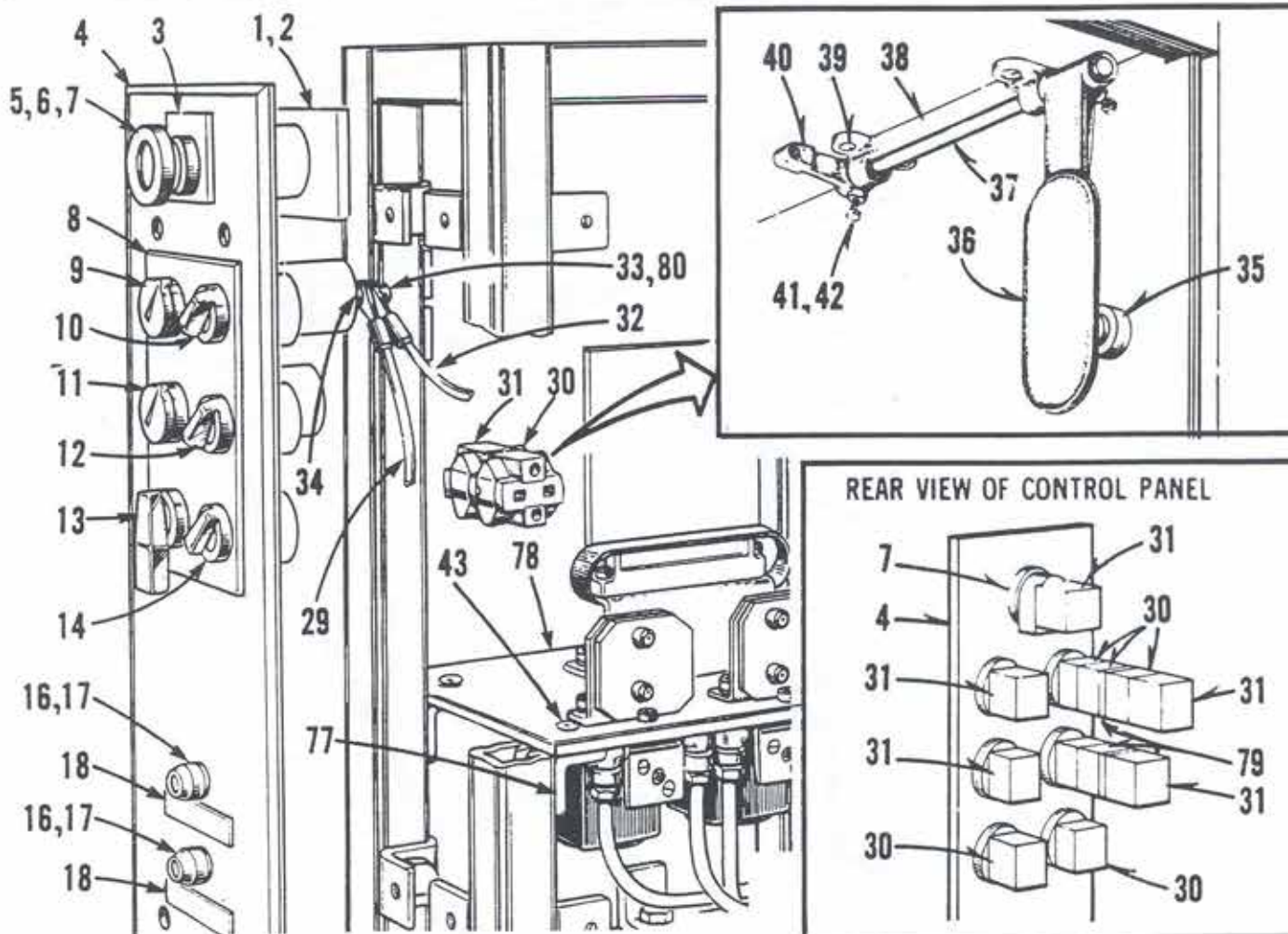
● Available only in multiples of one foot



DET.	PART NUMBER	DESCRIPTION
1	42-0262-0-115	Loader Sewing Harness
2	42-0262-0-114	Loader Motor Harness
3	42-0262-1-110	Main Harness
4		Counter Box Assembly
5	42-0262-3-116	Head Harness
6	42-0046-0-050	Junction Box Assembly
7	01-2804	Screw
8	01-4572	Lockwasher
9	42-0262-0-118	Motor Harness
10	40-0262-0-133	Transformer Gnd. Wire
11	42-0262-1-119	Transformer Harness
12	42-0262-1-162	Circuit Breaker Harness

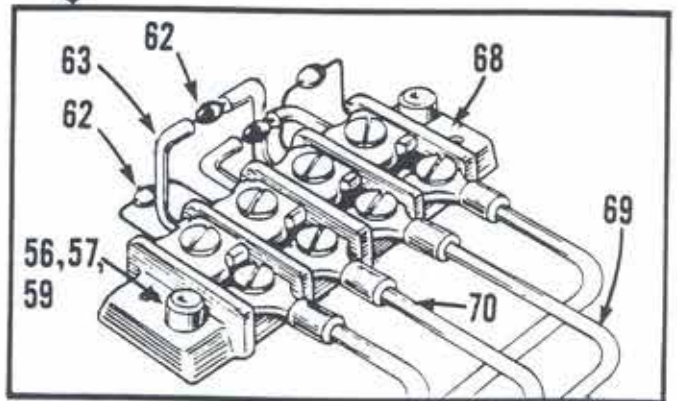
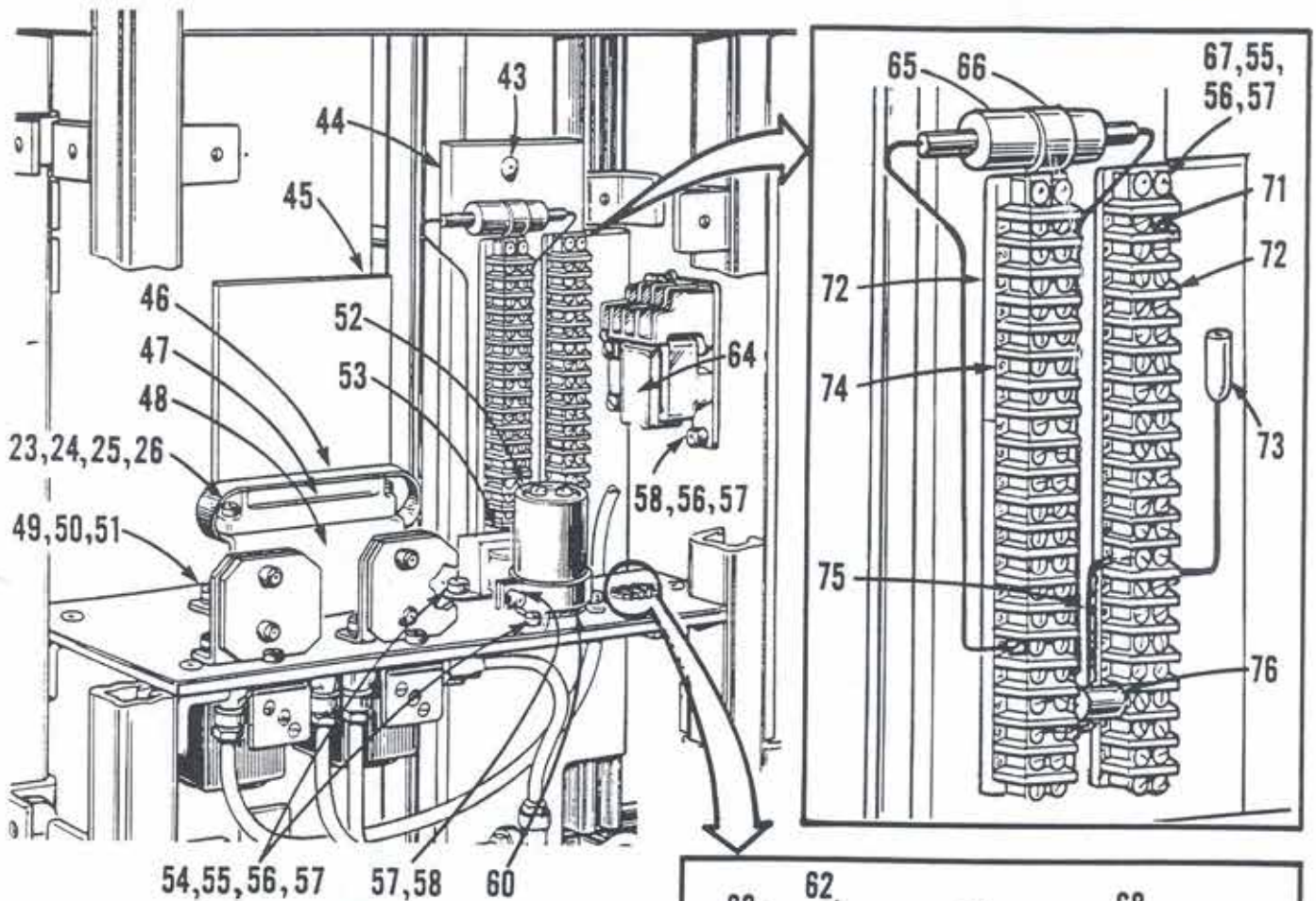
13	42-0262-0-151	Receptacle Harness
14	42-0262-0-134	Capacitor Jumper Wire
15	42-0262-0-161	Pedal Harness(female)
16	42-0262-0-112	Pedal Harness(male)
17	42-0262-0-117	Main Switch Harness
18	42-0262-0-160	Unloader Harness
19	42-0262-0-135	Capacitor Jumper Wire
20	42-0262-0-129	Transformer Harness
21	42-0262-0-111	Knee Harness
22	42-0262-0-155	Patch Loader Ground Wire
23	05-0369	Wire Nut
24	05-0370	Wire Nut
25	30-0047	Cover

## CONTROL PANEL &amp; COMPARTMENT



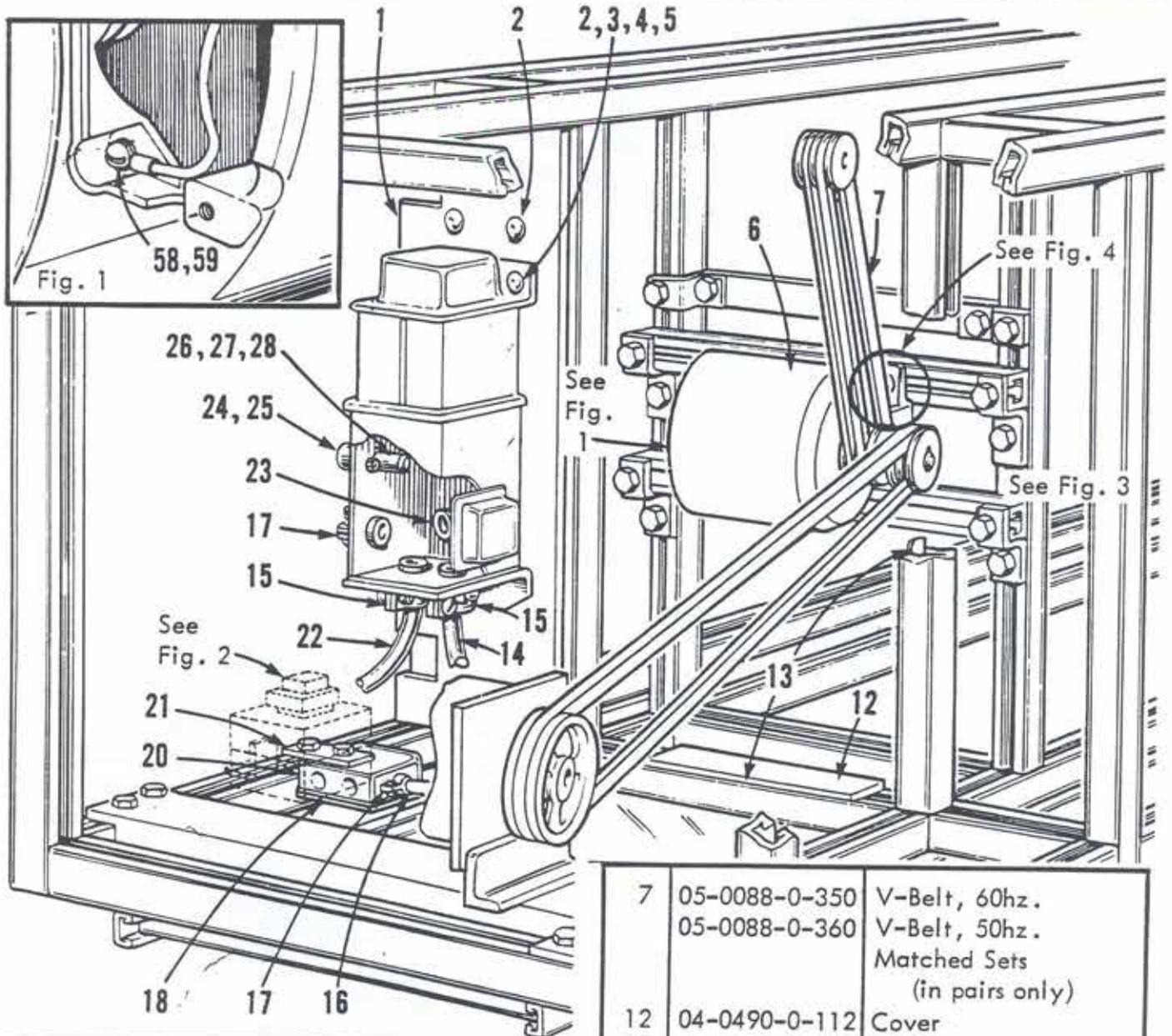
DET.	PART NUMBER	DESCRIPTION
1	42-0907	Guard
2	01-2569	Screw
3	42-0936	Main Switch Plate
4	04-0440	Control Panel
5	04-0452	On-Off Switch
6	04-1361	Lamp
7	(no part no.)	Washer (1 per switch)
8	42-0807	Switch Plate
9	04-0453	Selector Switch
10	04-0454	Clamp Safety Switch
11	04-0459	Loading Switch
12	04-0457	Loader Sew Switch
13	04-0456	Clamp Clearing Switch
14	04-0455	Fingers Switch
16	42-0262-0-128	Fuse Holder
17	04-0476	Fuse
18	05-0455	Decal
23	01-2708	Screw

24	01-4401	Washer
25	01-4405	Lockwasher
26	01-3414	Nut
29	42-0262-0-119	Transformer Harness
30	04-1057	Switch, replacement
31	04-1014	Switch, replacement
32	42-0262-0-155	Jumper, green
33	01-2803	Screw, cadium
34	01-4570	Washer, brass
35	04-0458	Knee Switch
36	42-0440	Lever
37	40-0650	Shaft
38	42-0995	Bracket
39	01-2416	Screw
40	42-0439	Stop
41	01-2195	Screw
42	01-3009	Nut
43	01-2793	Screw
44	04-0465	Panel
45	42-0272-1-001	Main Circuit Board
46	42-0938	Retainer



47	04-0273	Holder
48	42-0904	Bracket
49	01-2430	Screw
50	01-4004	Lock Washer
51	01-3415	Nut
52	06-5001-0-001	Capacitor, 22,000 uf
53	04-0271-0-001	115V, 24V & 3V Trans.
54	01-2450	Screw
55	01-4412	Washer
56	01-4407	Lock Washer
57	01-3402	Nut
58	01-2412	Screw
59	01-2482	Screw
60	04-0327	Capacitor Mount
62	04-0236-0-201	Diode
63	30-0478-0-625	Sleeving, 5/8"
64	04-1208	AC Contactor
65	42-0706-1-050	Capacitor, 3 uf
66	70-2061	Clamp
67	01-2579	Screw
68	04-1322	Barrier Terminal Block
69	42-0262-0-181	Jumper, white
70	42-0262-0-180	Jumper, red

71	70-1414	Terminal Jumper
72	04-0474	Barrier Terminal Block
73	42-0262-0-171	Test Jack
74	04-0475	Marker Strip
75	42-0262-0-158	Jumper, white, 4"
76	04-0237-0-509	Resistor, 5 ohms, 5 W.
77	04-0391	Angle
78	04-0472	Shelf
79	04-1058	Offset Plunger
80	01-4581	Lockwasher, cadium



DET.	PART NUMBER	DESCRIPTION
1	04-0466	Mounting Panel
2	01-2793	Screw
3	01-4400	Washer
4	01-4422	Lockwasher
5	01-3406	Nut
MOTORS		
6	04-0002-0-016	115-230v. 1ph./60hz.
	04-0002-0-017	208v. 3ph./60hz.
		190v. 3ph./50hz.
	04-0002-0-018	230-460v. 3ph./60hz.
		200-415v. 3ph./50hz.
	04-0002-0-C. /	220-380v. 3ph./50hz.
	04-0002-0-023	115-230v. 1ph./50hz.

7	05-0088-0-350	V-Belt, 60hz.
	05-0088-0-360	V-Belt, 50hz.
		Matched Sets (in pairs only)
12	04-0490-0-112	Cover
13	04-0491	Fiber Retainer
14	40-0262-0-118	Motor Harness
15	04-0014	Connector
16	42-0262-0-151	Light Receptacle Harness
17	04-0143	Connector
18	04-0141	Cover with Receptacle
	04-0145	Cover and 2 Receptacles
20	04-0127	Junction Box
21	04-0405	Bracket
22	42-0262-1-162	Circuit Breaker Harness
23	04-1083-0-001	Chase Nipple
24	30-0763	Fuse Holder
25	05-0058	Fuse, 8 amp.
26	01-2369	Screw

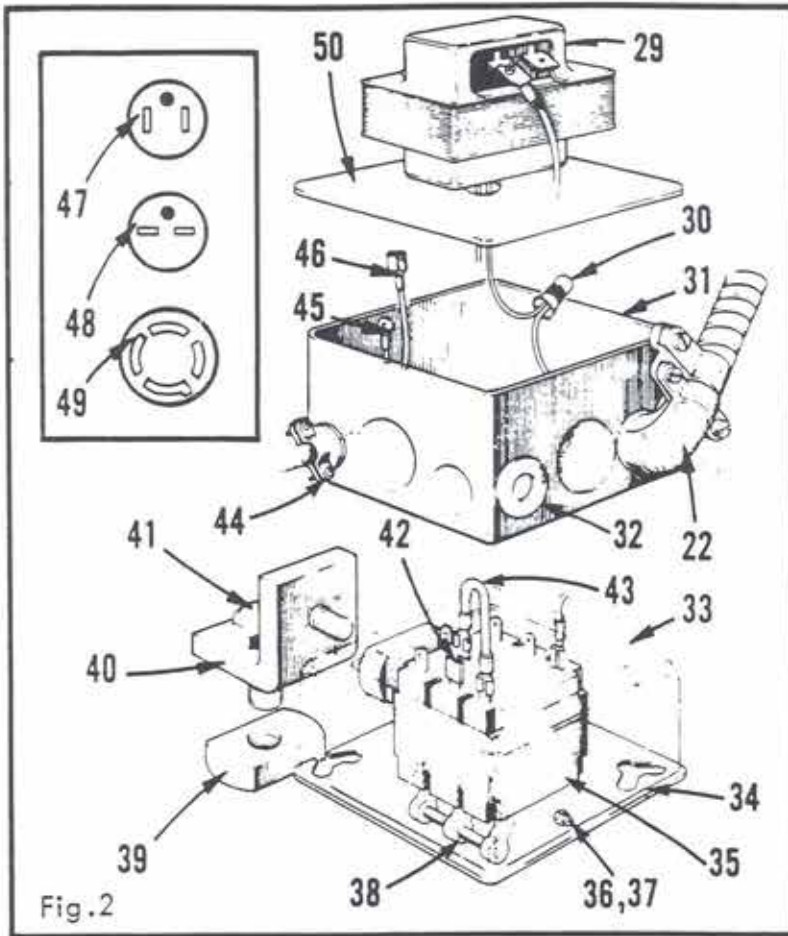


Fig. 2

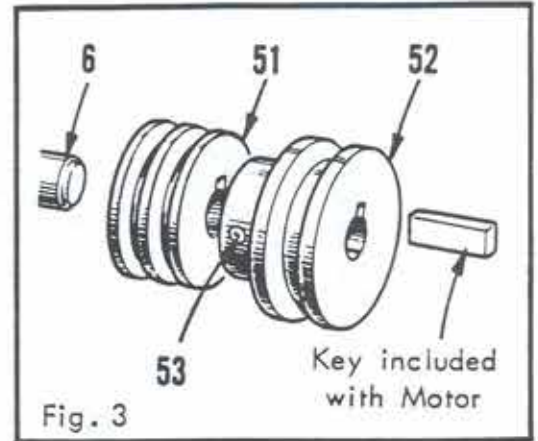


Fig. 3

Key included with Motor

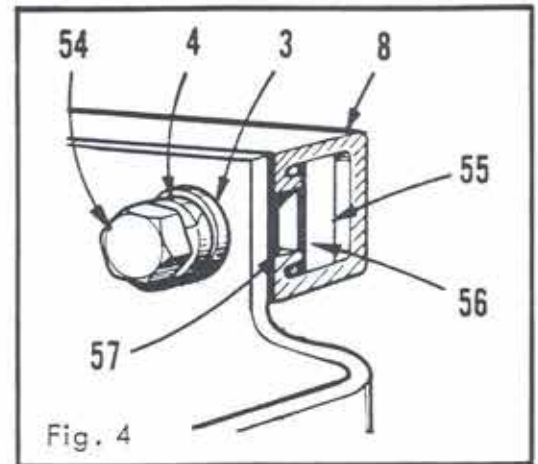
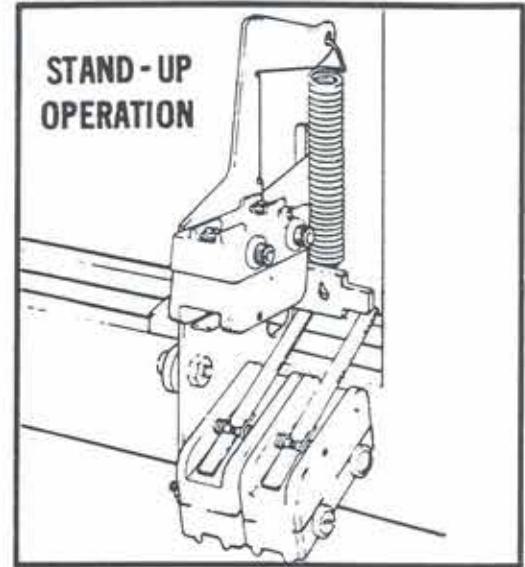
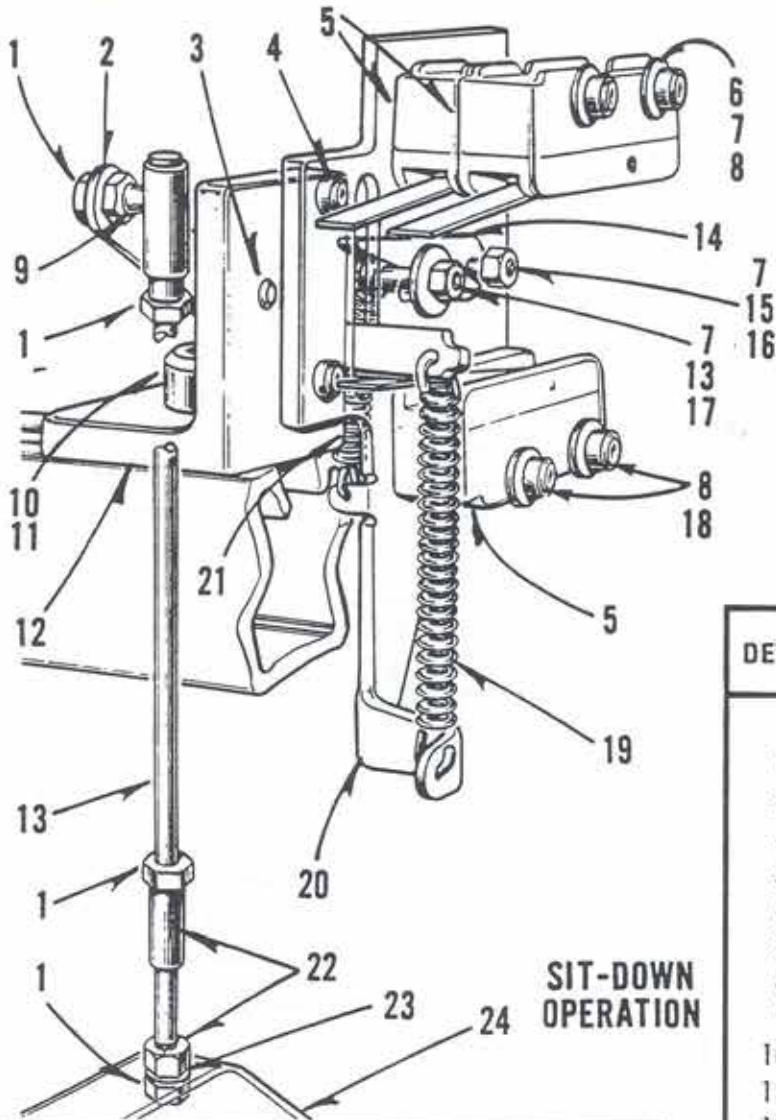


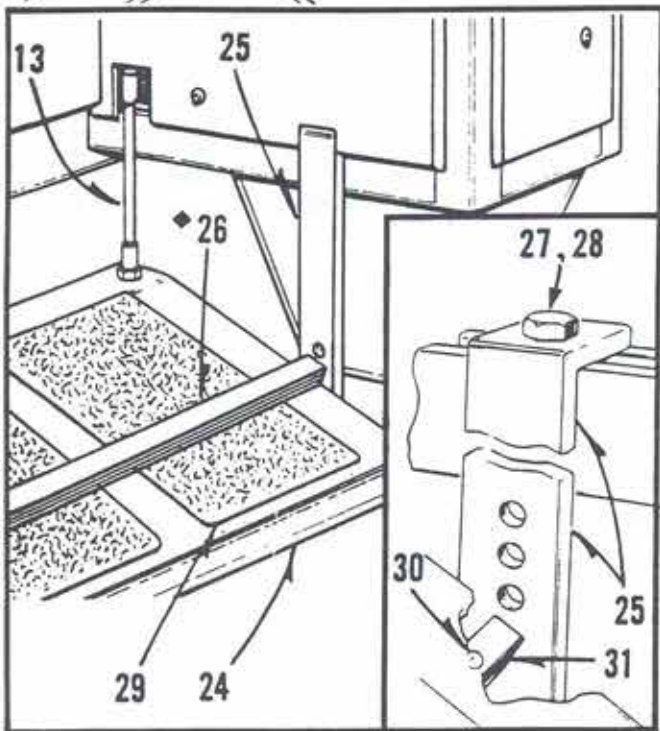
Fig. 4

27	01-3421	Nut
28	30-0364	Transformer
29	30-0138	Transformer
30	05-0369	Connector
31	04-1120	Junction Box
32	04-1083-0-001	Snap Bushing
33	04-1002	Junction Box
34	04-1056	Cover
35	01-2411	Screw
36	01-2803	Screw
37	01-3420	Nut
38	04-1055	Switch
39	04-0467	Nut
40	04-0388	Fitting
41	04-0396	Screw
42	04-1004	Adaptor (single phase)
43	42-0262-0-152	Jumper (single phase)
	42-0262-1-152	Jumper (does not require adaptor 04-1004)
44	04-0143	Connector
45	30-0278	Terminal

46	04-0258-0-251	Terminal
47	04-0136	Cord and Plug 1ph. 105/125v.
48	04-0137	Cord and Plug 1ph. 125/250v.
49	06-0173	Cord, 3ph. 208/460v.
	04-0139-0-001	Cord, 3ph. 230v. (use on Canadian mchs. only)
50	04-1173	Cover
51	42-0352-0-001	Pulley, 60 hz.
	42-0352-0-625	Pulley, 50 hz.
52	42-0352-0-002	Pulley, 60 hz.
	42-0352-0-626	Pulley, 50 hz.
53	01-2456	Set Screw
54	01-2797	Screw
55	04-0442	Nut Plate
56	42-0935	Rubber Strip
57	42-0934	Rubber Strip
58	01-2802	Screw
59	01-4571	Lockwasher, Cadium



DET.	PART NUMBER	DESCRIPTION
1	01-3404	Nut
2	42-0850	Actuator Arm
3	01-1467	Screw
4	01-2764	Screw
5	40-0533	Switch
6	01-2519	Screw
7	01-3401	Nut
8	01-4411	Washer
9	20-6261	Ball Joint Asm.
10	01-2455	Screw
11	04-0467	Nut Block
12	04-0468	Bracket
13	42-0857	Rod
14	42-0853	Stop Lever
15	01-4550	Washer
16	01-7487	Bushing
17	01-2413	Screw
18	01-2433	Screw
19	01-5498	Spring
20	42-0852	Mounting Plate
21	01-5499	Spring
22	20-6263	Ball Joint Asm.
23	01-4003	Lock Washer
24	42-0855	Pedal
25	42-0856	Fitting
26	42-0854-0-001	Footrest
27	04-0396	Screw
28	04-0395	Nut
29	42-0925	Safety Pad
30	01-2451	Screw
31	42-0854	Shaft

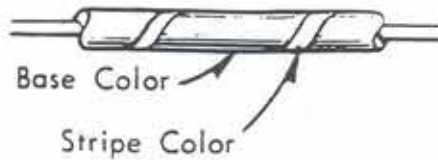


◆ Optional on Sitting Model only.



**WIRE COLOR CODE**

1st Color = Base Color  
2nd Color = Stripe Color

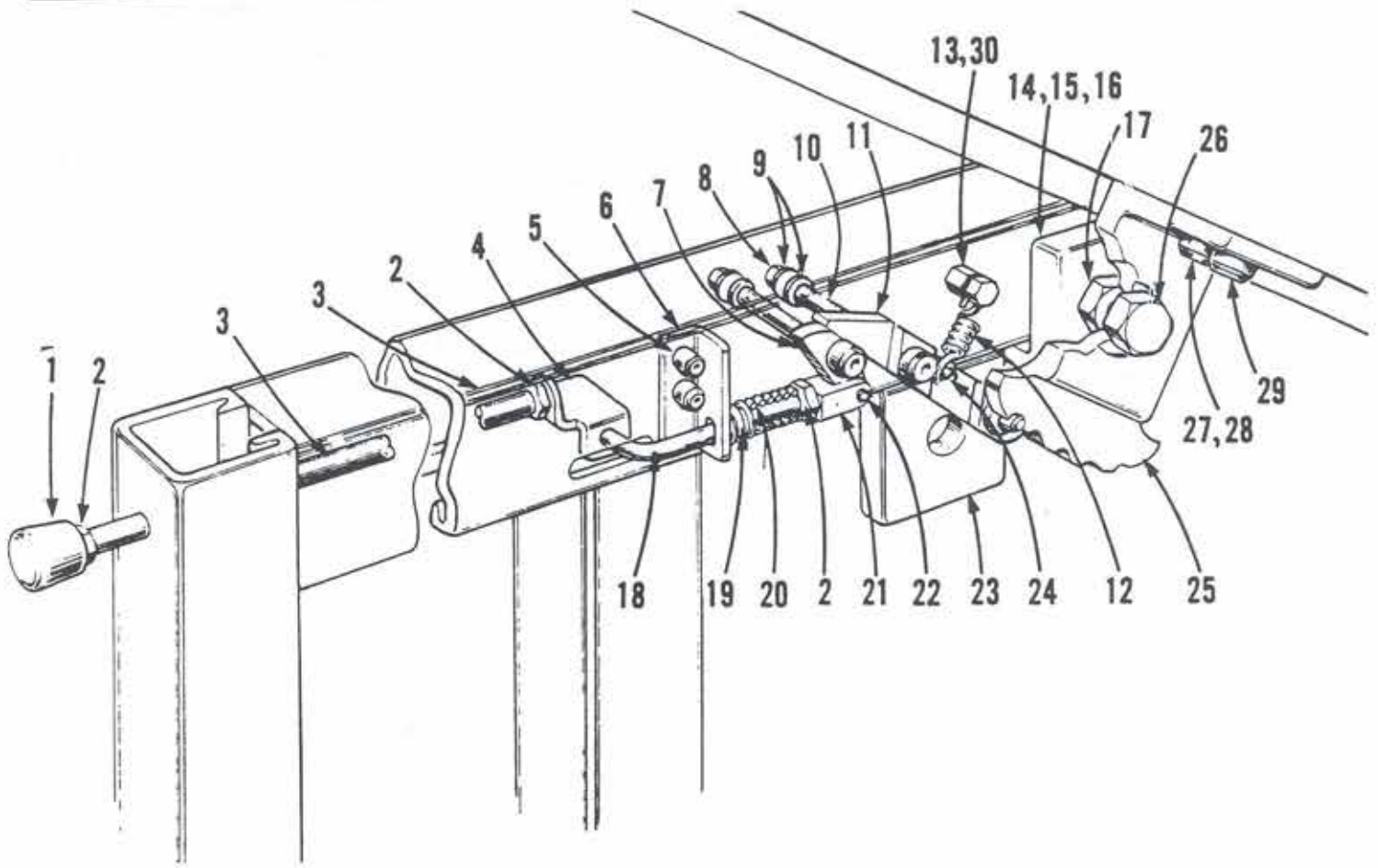


Electrical wire is furnished in lengths that are multiples of one foot.

PART NUMBER	DESCRIPTION
30-0262-0-001	#14 Wire, purple
30-0262-0-002	#14 Wire, gray
30-0262-0-003	#14 Wire, pink
30-0262-0-004	#14 Wire, black
30-0262-0-005	#14 Wire, blue
30-0262-0-006	#14 Wire, brown
30-0262-0-007	#14 Wire, green
30-0262-0-008	#14 Wire, orange
30-0262-0-009	#14 Wire, red
30-0262-0-010	#14 Wire, white
30-0262-0-011	#14 Wire, yellow
30-0262-0-012	#16 Wire, red
30-0262-0-013	#16 Wire, yellow
30-0262-0-014	#16 Wire, green
30-0262-0-015	#16 Wire, black
30-0262-0-016	#16 Wire, white
30-0262-0-017	#18 Wire, blue
30-0262-0-018	#18 Wire, purple
30-0262-0-019	#18 Wire, black
30-0262-0-020	#18 Wire, white
30-0262-0-021	#18 Wire, orange
30-0262-0-022	#18 Wire, green
30-0262-0-023	#18 Wire, red
30-0262-0-024	#18 Wire, brown
30-0262-0-025	#18 Wire, pink

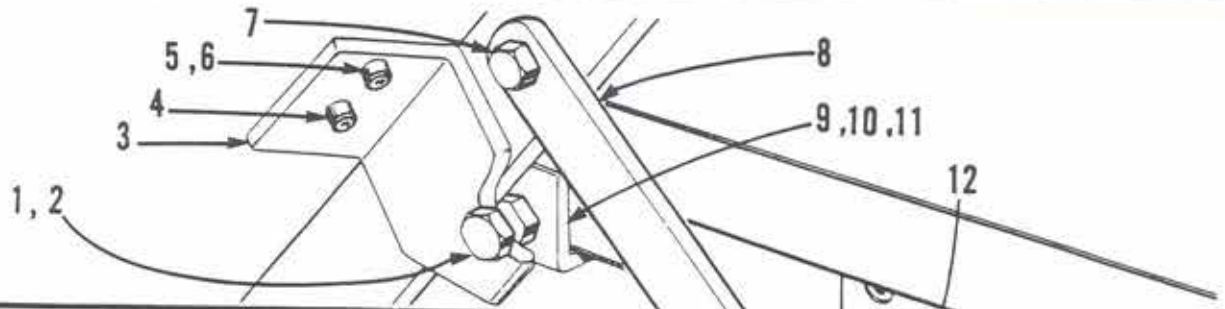
30-0262-0-026	#18 Wire, gray
30-0262-0-027	#18 Wire, yellow
30-0262-0-032	#16 Wire, orange
30-0262-0-033	#16 Wire, blue
30-0262-0-034	#16 Wire, pink
30-0262-0-035	#16 Wire, brown
30-0262-0-036	#16 Wire, gray
30-0262-0-037	#16 Wire, red/yellow
30-0262-0-038	#16 Wire, black/yellow
30-0262-0-039	#16 Wire, white/yellow
30-0262-0-040	#22 Wire, green
30-0262-0-041	#18 Wire, white/green
30-0262-0-042	#18 Wire, white/red
30-0262-0-043	#18 Wire, white/blue
30-0262-0-044	#18 Wire, white/black
30-0262-0-045	#18 Wire, yellow/green
30-0262-0-046	#18 Wire, yellow/red
30-0262-0-047	#18 Wire, yellow/blue
30-0262-0-048	#18 Wire, yellow/black
30-0262-0-049	#18 Wire, white/brown
30-0262-0-050	#18 Wire, yellow/brown
30-0262-0-051	#18 Wire, brown/white
30-0262-0-052	#18 Wire, red/white
30-0262-0-053	#18 Wire, blue/white
30-0262-0-054	#18 Wire, black/white
30-0262-0-055	#18 Wire, brown/yellow
30-0262-0-056	#18 Wire, red/yellow
30-0262-0-057	#18 Wire, blue/yellow
30-0262-0-058	#18 Wire, black/yellow

LATCHING & HINGING

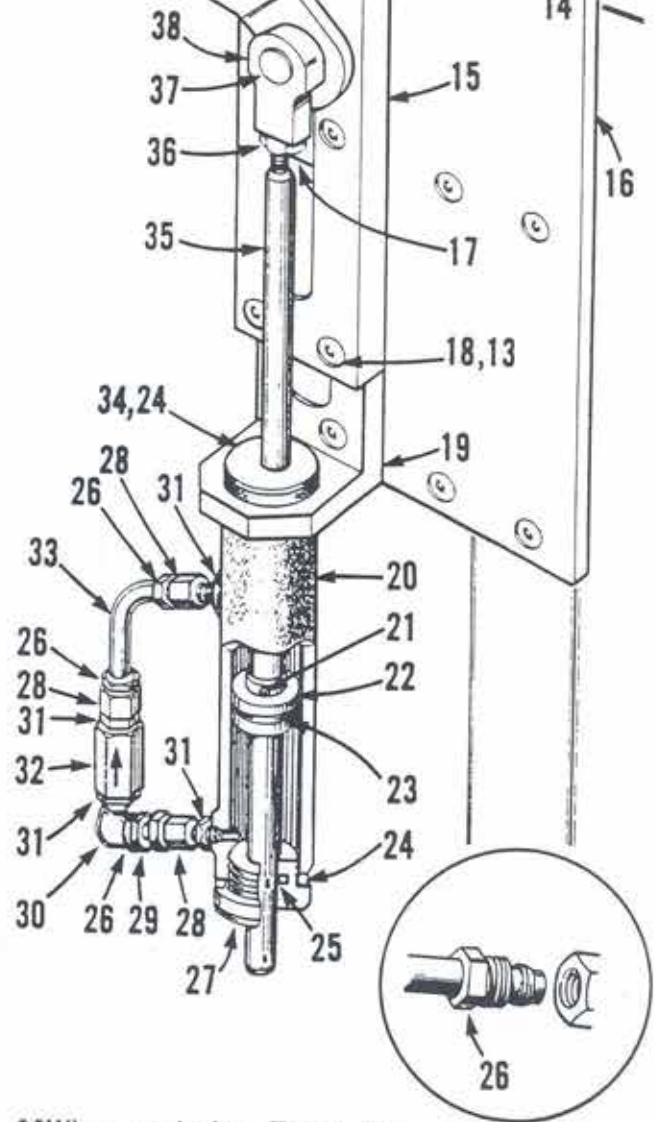


DET.	PART NUMBER	DESCRIPTION
1	42-0951	Knob
2	01-3404	Nut
3	42-0858	Rod
4	42-0860	Connector
5	01-2411	Screw
6	42-0862	Bracket
7	42-0863	Lever
8	01-3415	Nut
9	01-4063	Washer
10	01-1470	Screw
11	42-0867	Latch
12	01-5507	Spring
13	01-1472	Screw
14	04-0443	Fitting
15	04-0396	Screw
16	04-0467	Nut
17	01-3462	Nut
18	42-0868	Rod

19	01-5508	Spring
20	42-0864	Spacer
21	42-0865	Clevis
22	01-6652	Rollpin
23	04-0391	Fitting
24	01-6655	Spring Anchor
25	42-0328-0-002	Hinge, left
26	01-1471	Pivot
27	01-2483	Screw
28	01-4422	Lock Washer
29	01-2460	Screw
30	01-4412	Washer

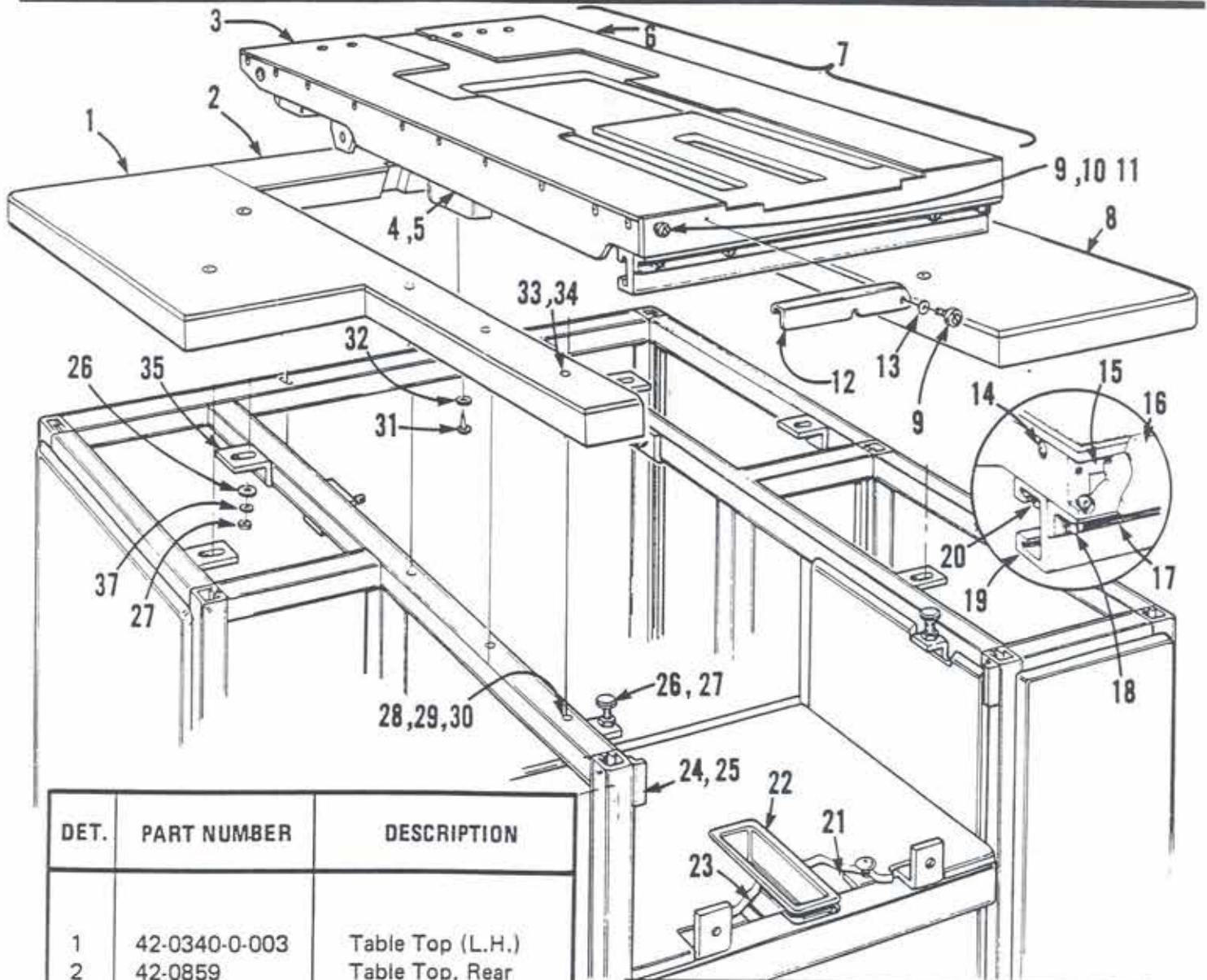


DET.	PART NUMBER	DESCRIPTION
1	01-1471	Pivot
2	01-3462	Nut
3	42-0328-0-001	Hinge (R.H.)
4	01-2460	Screw
5	01-2483	Screw
6	01-4422	Lockwasher
7	01-1492	Screw
8	42-1033	Lever
9	04-0443	Fitting
10	04-0396	Screw
11	04-0467	Nut
12	01-2713-0-001	Screw
13	42-1470	Plate
14	01-2451	Screw
15	42-1032	Slide
16	42-1031-1	Slide Bracket
17	42-1030	Nut Plate
18	01-2713-0-002	Screw
19	42-0885-1	Bracket
20	42-0875	Cylinder
21	01-6470	Rollpin
22	31-0472	Piston
23	01-4451	"O" Ring
24	30-0194	Gasket
25	01-4480	"O" Ring
26	40-0575-2**	Nut, replacement
27	40-0473-1	Cap
28	40-0310-1**	Connector
29	42-0894	Tube
30	40-0218-1**	Connector
31	01-3424	Nut
32	04-2094	Needle Valve
33	42-0895-1*	Tube
34	42-0473-1	Cap
35	42-0890	Piston Rod
36	01-3470	Nut
37	42-1212	Pivot Screw
38	42-0889-1	Rod End



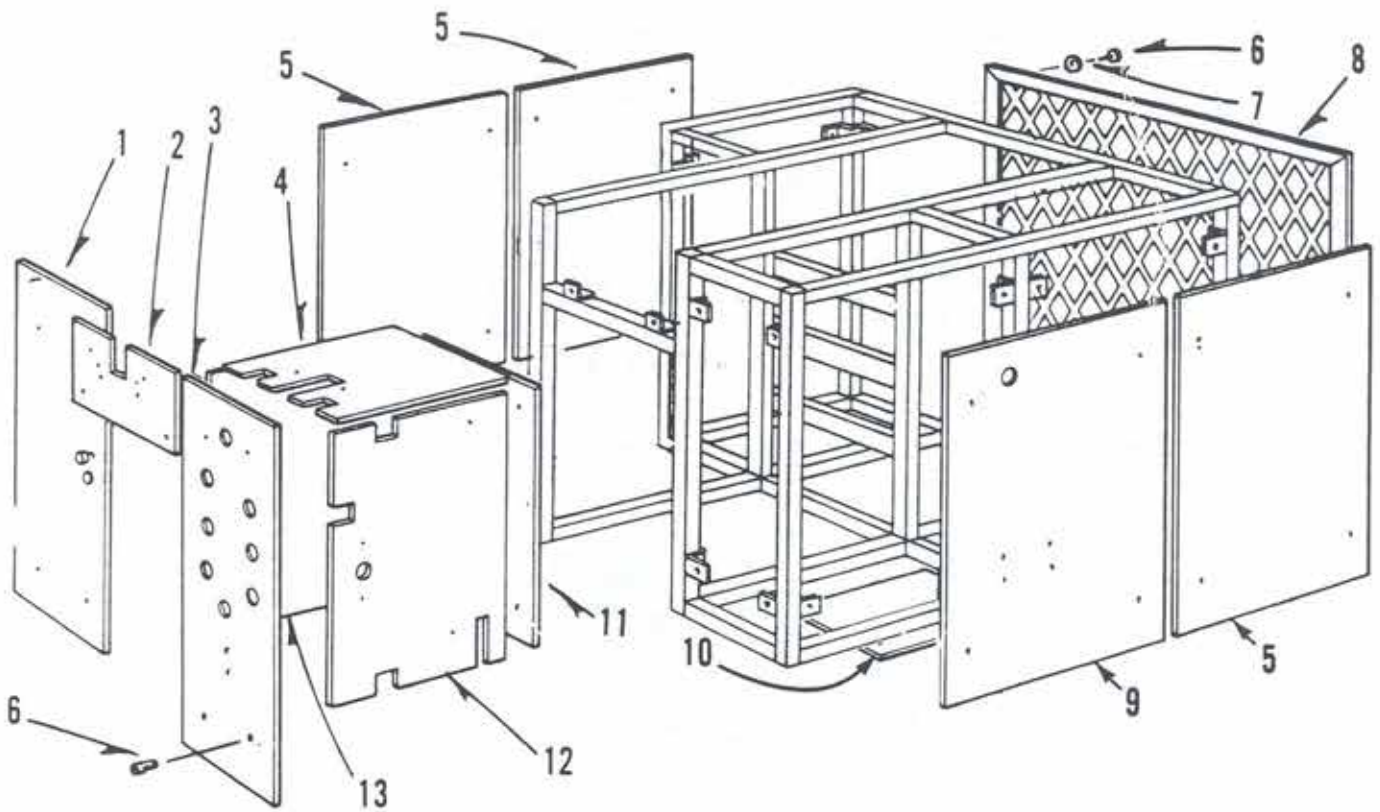
\*\*When replacing Tubes (25 and 28), Nut (24) must also be replaced. Nut (24) is included with Connectors (23 and 27). Nut (24) may also be ordered separately.

BEDPLATE & TABLE TOP




DET.	PART NUMBER	DESCRIPTION
1	42-0340-0-003	Table Top (L.H.)
2	42-0859	Table Top, Rear Cover
3	42-0378-0-006	Cover (L.H.)
4	42-0703-2-002	Side Bar (L.H.)
5	42-0703-2-001	Side Bar (R.H.)
6	42-0378-0-005	Cover (R.H.)
7	42-0320-1-050	Bedplate Asm.
8	42-0340-0-001	Table Top (R.H.)
9	01-1476	Screw
10	01-4012	Washer
11	01-7492	Bushing
12	42-0813	Support
13	01-4452	Washer
14	01-2570	Screw
15	42-0873	Front Plate
16	42-0872	Front Plate Cover
17	42-1038	Support
18	01-2555	Screw
19	42-0874	Cross Bar

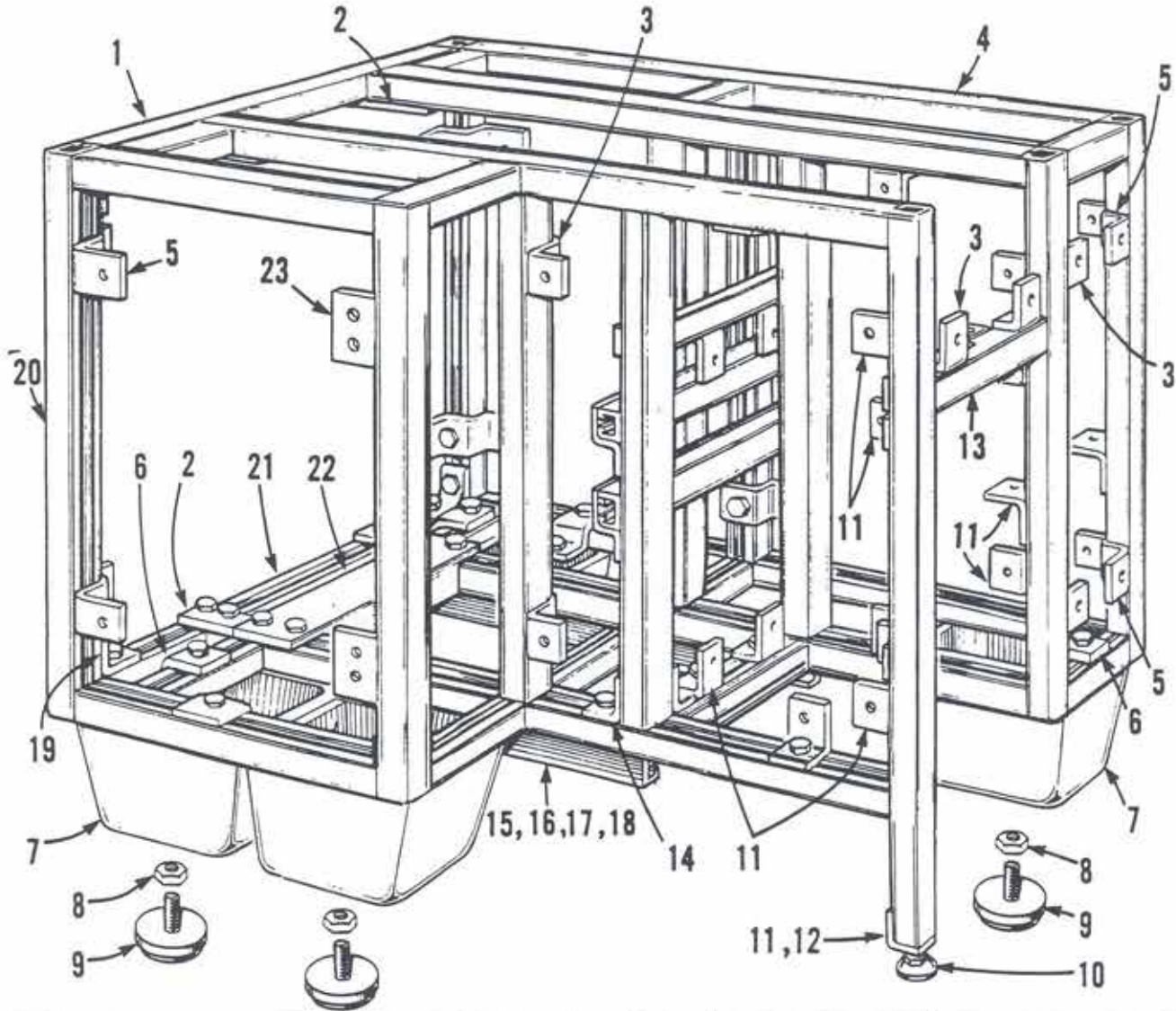
20	01-2506	Screw
21	04-0391	"L" Fitting
22	42-0554	Pan
23	40-0640	Foam Pad
24	04-0451-1	"Z" Fitting
25	01-2411	Screw
26	04-1283	Screw
27	01-3406	Nut
28	01-2659	Screw
29	01-3468	Nut
30	42-0947	Nut Block
31	01-2616	Screw
32	01-4559	Washer
33	04-1061	Combination Nut
34	04-1062	Stud 1 1/4"
35	04-0464	"Z" Fitting
36		
37	01-4422	Lockwasher



DET.	PART NUMBER	DESCRIPTION
1	04-1067-0-053	Door Panel
2	04-0412	Panel
3	04-0440	Control Panel
4	04-0419	Panel
5	04-0413	Panel
6	01-2793	Screw
7	01-4439	Washer
8	42-0915	Back Cover
9	04-0403	Panel
10	04-1031	Panel
11	04-0418	Panel
12	04-0417	Panel
13	04-0416	Panel



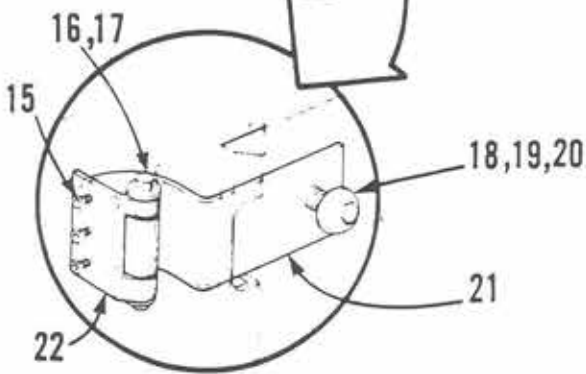
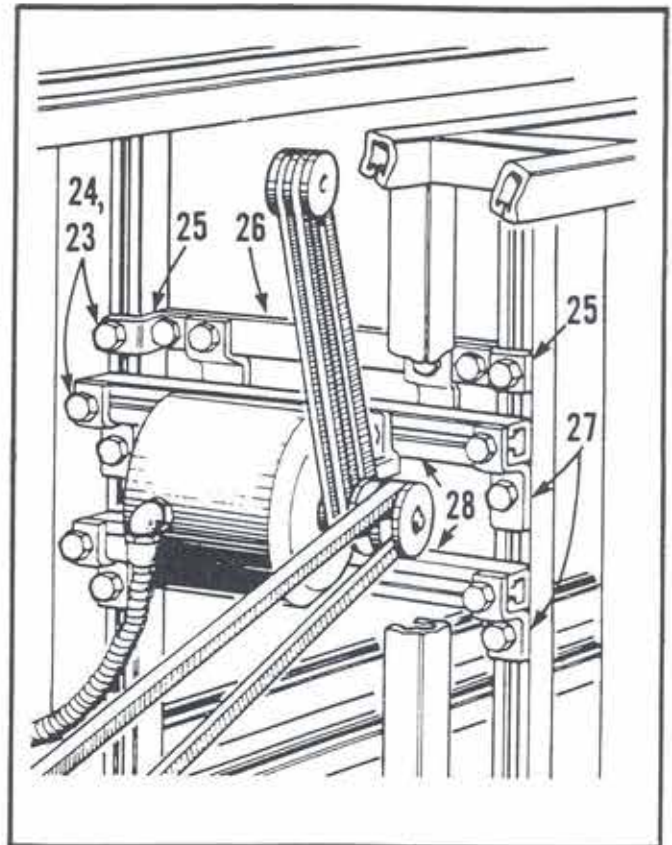
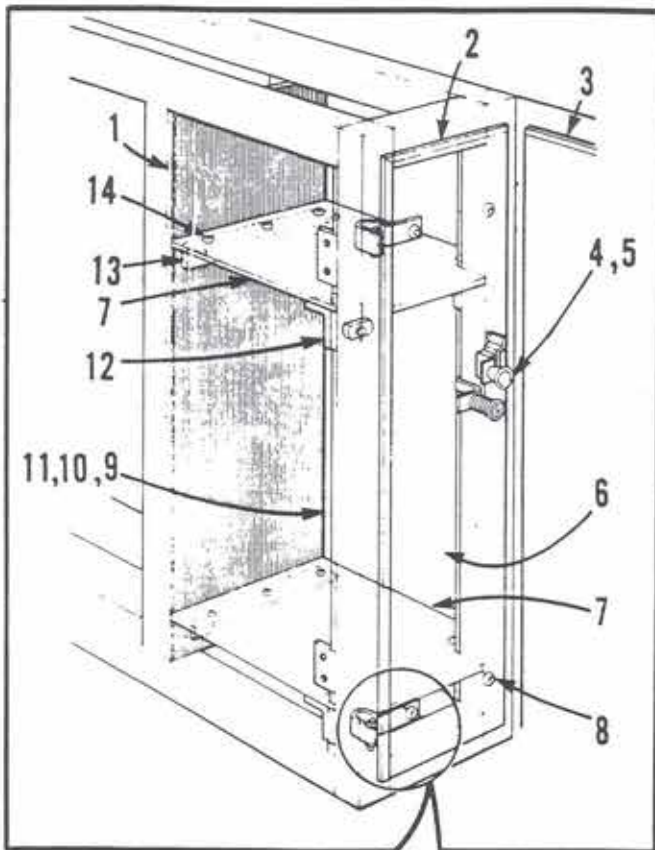
FRAME



DET.	PART NUMBER	DESCRIPTION
1	04-0400	Channel, rear top
2	04-0405	Plate
3	04-0409*	"Z" Fitting
4	04-0404-0-050	Frame (R.H.)
5	04-0387*	"W" Fitting
6	04-0408*	"Z" Fitting
7	04-0384	Foot
8	01-3008	Washer
9	04-0393	Foot Pad
10	04-0493	Guide Foot
11	04-0391*	"L" Fitting
12	01-3406	Nut
13	04-0401	Channel, front
14	04-0386*	"W" Fitting

15	04-0392	Oil Pan Support
16	01-2768	Screw, front
17	01-2436	Screw, rear
18	01-3001	Nut
19	04-0388*	"L" Fitting
20	04-0390-0-050	Frame (L.H.)
21	04-0402	Channel, rear bottom
22	42-0349-1	Pump Channel Bracket
23	04-1069	

\*All fitting & similar structural parts use 04-0396 Screw & 04-0467 Nut.



DET.	PART NUMBER	DESCRIPTION
1	04-1089	Back Panel
2	04-1067-0-063	Door Panel
3	04-1099	Side Panel
4	04-1086	Magnetic Latch
5	01-2582	Screw
6	04-1096	Side Panel
7	04-1090	Shelf
8	01-2801	Screw
9	04-0490-0-022	Closure (1-3/8")

10	04-0490-0-176	Closure (11")
11	04-0490-0-007	Closure (7/16")
12	04-0391	"L" Fitting
13	04-1091	Shelf Support
14	01-2654	Screw
15	01-2461	Screw
16	01-6678	Hinge Pin
17	01-6368	Retaining Ring
18	01-2793	Screw
19	01-4400	Washer
20	01-3406	Nut
21	04-1073	Hinge Hasp
22	04-1072	Hinge Mounting Plate
23	04-0396	Screw
24	04-0467	Nut Block
25	04-0407	"Z" Fitting
26	04-0406	Channel
27	04-0408	"Z" Fitting
28	04-0424	Channel





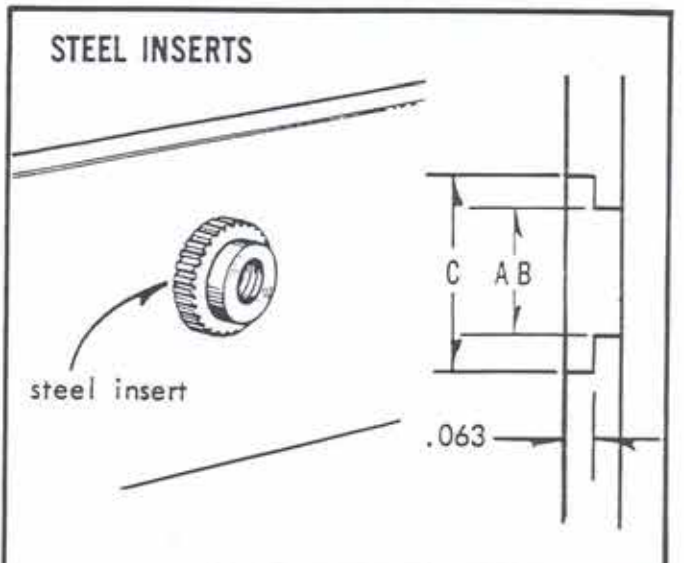
DET.	PART NUMBER	DESCRIPTION
1	30-0478-0-750 ●	Sleeving, 3/4"
2	40-0586 ●	1/4" Spirap
3	40-0594 ●	5/8" Autoflex
4	40-0766 ●	3/8" Sponge Rubber
5	40-0825 ●	1/4" Plastic Tubing
6	40-0826 ●	3/8" Plastic Tubing
7	42-0931 ●	Vinyl Tape
8	40-0762 ●	Pad, self-adhesive

● Materials are furnished in lengths that are multiples of one foot.

9	03-0022*	Oiler
10	05-0090*	Lubricating Oil, 8 oz. (Texaco Cepheus "D")
11	05-0091	Rubber Cement, 5 oz.
12	05-0140*	Clutch Grease 4-1/2 oz
13	05-0192	"Loctite" Cement
14	05-0397	Hydraulic Oil (Aircraft Hydraulic Oil -BB Code 1537)

HELI-COILS		Tap Size	Drill Size	Use Insert Mandrel
17	01-7432	4-40	32	03-0155
18	01-7443 ▲	4-40	32	03-0155
19				
20	01-7441	8-32	18	03-0157
21	01-7417	10-24	8	03-0158
22	01-7419	10-24	8	03-0158
23	01-7430	10-24	8	03-0158
24	01-7446	10-24	8	03-0158
25	01-7418	1/4"-20	G	03-0159
26	01-7420	1/4"-20	G	03-0159
27	01-7431	1/4"-20	G	03-0159
28	03-0164	Inserting and Extracting Tool		

▲ Screw locking Heli-Coil

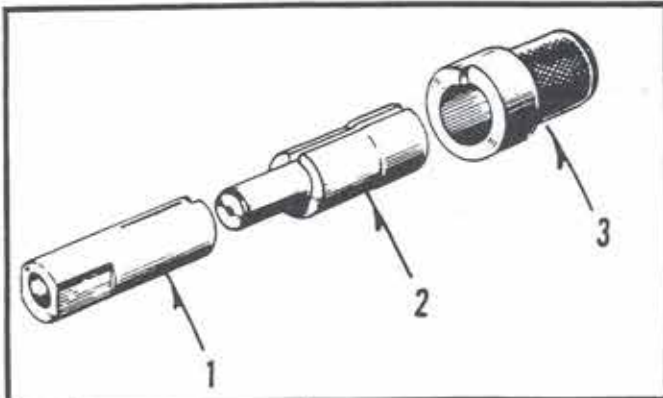


		Tap Size	A Drill Size	B Pilot	C Counter Bore
29	01-7452	10-24	1/4"	1/4"	3/8"
30	01-7461	8-32	1/4"	1/4"	3/8"
31	01-7460	6-32	#7	.200	21/64"
32	01-7459	4-40	#7	.200	21/64"

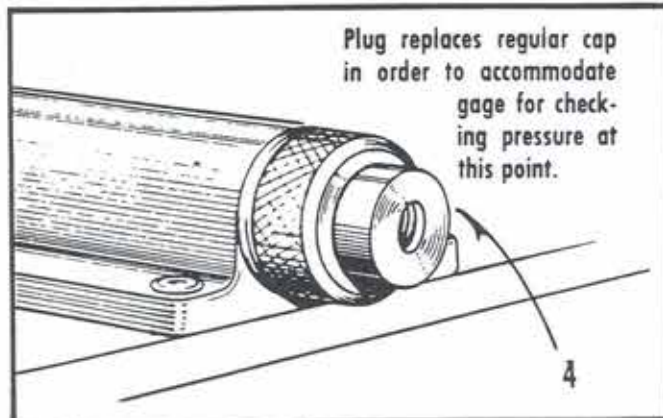
The diagram shows a Luxo-Flair Lamp with an adjustable arm and a glass globe. Part 15 is the lamp body and arm, and part 16 is the socket and switch replacement part.

15	05-0092	Luxo-Flair Lamp, com.
16	05-0106	Socket and switch, replacement part

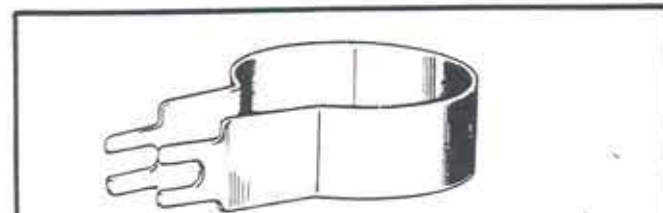
\*Only those items marked with an asterisk (\*) are supplied initially with each machine. To order a complete set of tools marked with an asterisk (\*), specify 03-0173. 42-12/81



1	03-0091*	Sleeve
2	03-0092*	Guide Stud
3	03-0090*	Collar



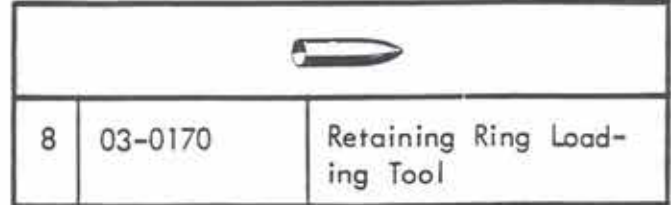
4	03-0195	Pressure Gauge Adaptor Pressure Gauge
5	03-0259	



6	03-0193	Spring Clip for holding Slide Blocks in position
---	---------	---



7	03-0169	"O" Ring Loading Tool
---	---------	-----------------------



8	03-0170	Retaining Ring Load- ing Tool
---	---------	----------------------------------



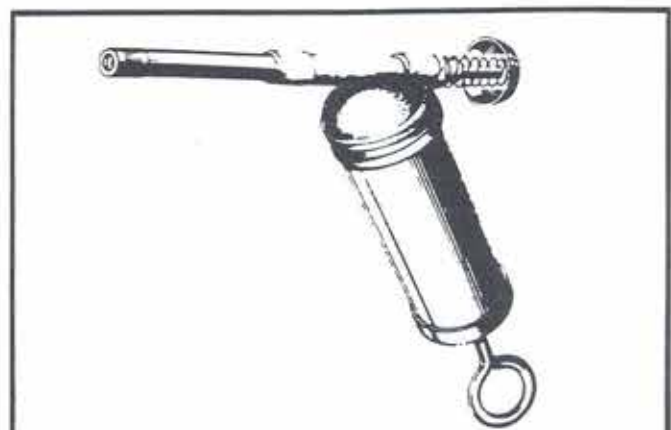
9	03-0145*	Gauge for setting Needle Bar Height
---	----------	--



10	03-0258	Sleeve Loading Tool
----	---------	---------------------



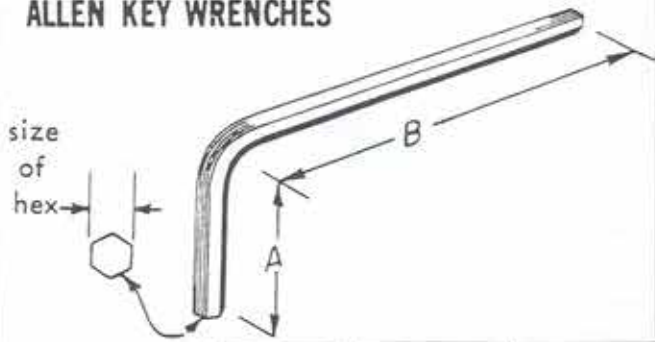
11	03-0079	1/8" Rollpin Punch
12	03-0081	3/16" Rollpin Punch



13	03-0085*	Grease Gun
----	----------	------------

\*Only those items marked with an asterisk (\*) are supplied initially with each machine. To order a complete set of tools marked with an asterisk (\*), specify 03-0173.

ALLEN KEY WRENCHES



		SIZE OF HEX	A	B
1	03-0054*	3/32"	21/32"	2"
2	03-0055*	.050	9/16"	1-3/4"
3	03-0056*	1/16"	9/16"	1-3/4"
4	03-0057	5/64"	3/8"	1-7/8"
5	03-0059*	1/8"	1/2"	2-1/4"
6	03-0061*	5/32"	27/32"	2-1/2"
7	03-0063*	3/16"	15/16"	2-3/4"
8	03-0065*	7/32"	1-1/32"	3"
9	03-0066*	5/16"	1-1/4"	3-3/4"
10	03-0067*	3/8"	1-3/8"	4-1/4"
11	03-0162*	5/64"	5/8"	1-7/8"
12	03-0176	3/32"	3/8"	2"
13	03-0177	7/64"	45/64"	2-1/8"
14	03-0180	9/64"	51/64"	2-3/8"
15	03-0181	9/64"	1/2"	2-3/8"
16	03-0183	1/4"	1-1/8"	3-1/4"

16

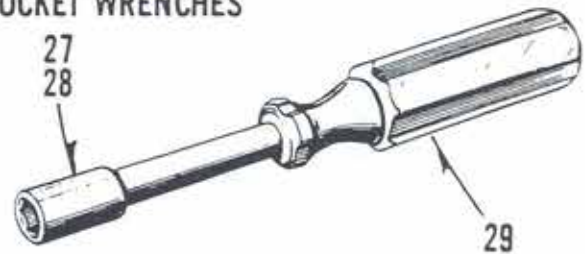
HANDI-SET ALLEN KEY WRENCHES



23	03-0105*	5/64" Wrench, complete
24	03-0161	3/32" Wrench, complete
25	03-0175*	.050" Wrench, complete
26	03-0179	7/64" Wrench, complete

4

SOCKET WRENCHES



27	03-0097	3/8" Socket
28	03-0133	1/4" Socket
29	03-0096	Wrench Handle

3

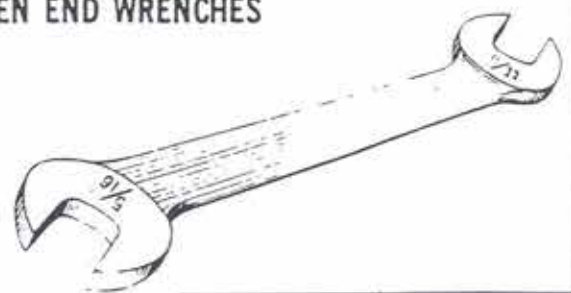
ALLEN KEY WRENCH EXTENSIONS



		Size of Hex Head
17	03-0098	3/16"
18	03-0099	5/32"
19	03-0100	1/8"
20	03-0101	3/32"
21	03-0178	7/64"
22	03-0182	9/64"

6

OPEN END WRENCHES

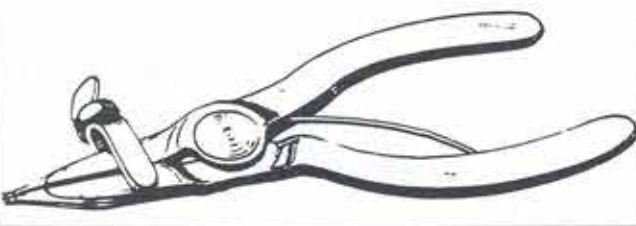


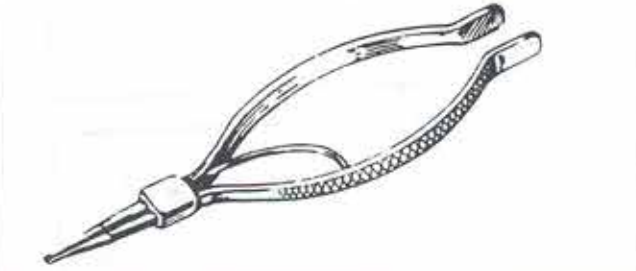
		Size of Openings
30	03-0019*	1/4" & 1/4" (boxed)
31	03-0068*	5/16" & 11/32"
32	03-0072	9/16" & 5/8"
33	03-0086	11/16" & 3/4"
34	03-0106	5/16" & 3/8"
35	03-0107	7/16" & 1/2"


6

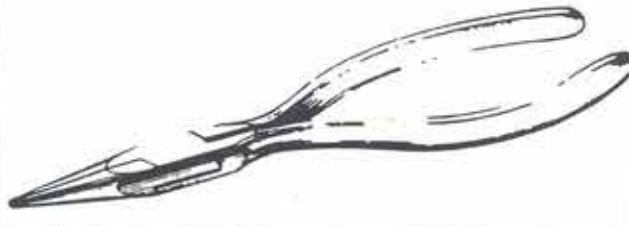
\*Only those items marked with an asterisk (\*) are supplied initially with each machine. To order a complete set of tools marked with an asterisk (\*), specify 03-0173.

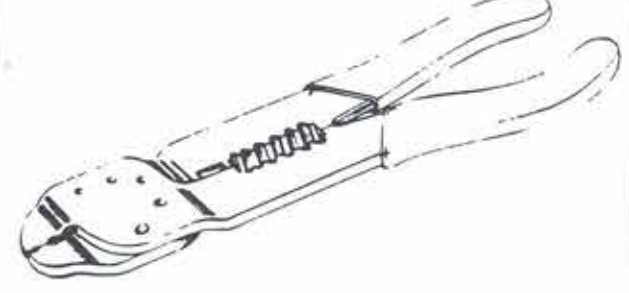
TRUARC APPLICATORS		
1	03-0139	Use for 5/16" Truarc
2	03-0140	Use for 1/4" Truarc
3	03-0141	Use for 3/16" Truarc
4	03-0142	Use for 5/32" Truarc
5	03-0143	Use for 1/8" Truarc
6	03-0144	Use for 3/32" Truarc
7	03-0163	Use for 3/16" Truarc (Heavy Duty)

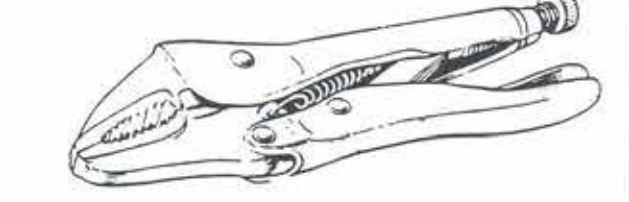
		
8	03-0074	Truarc Pliers
9	03-0263	Truarc Pliers (Offset)


		
10	03-0071*	Truarc Pliers

		
11	03-0123	Ignition Pliers

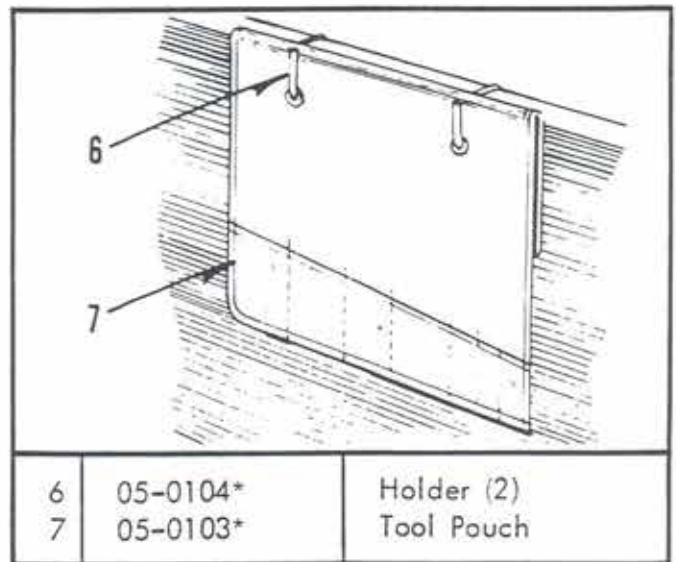
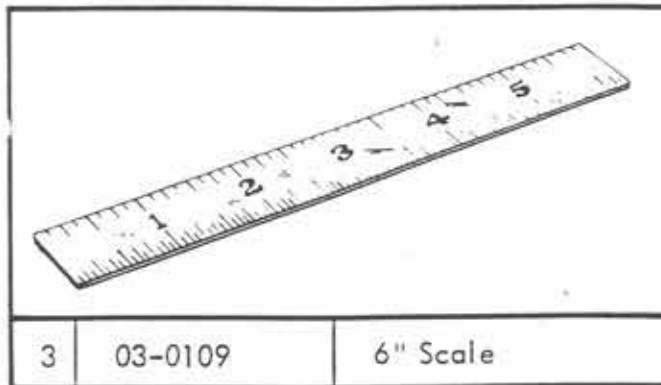
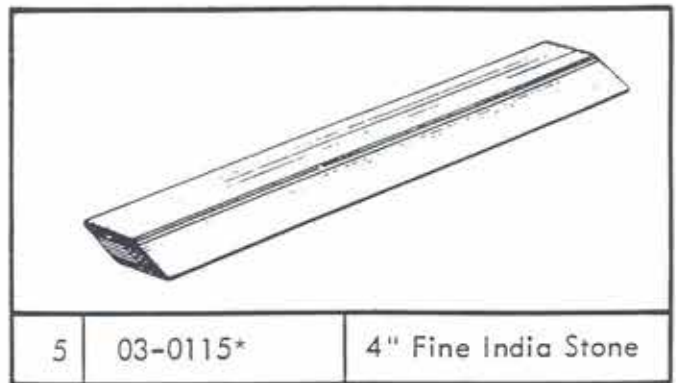

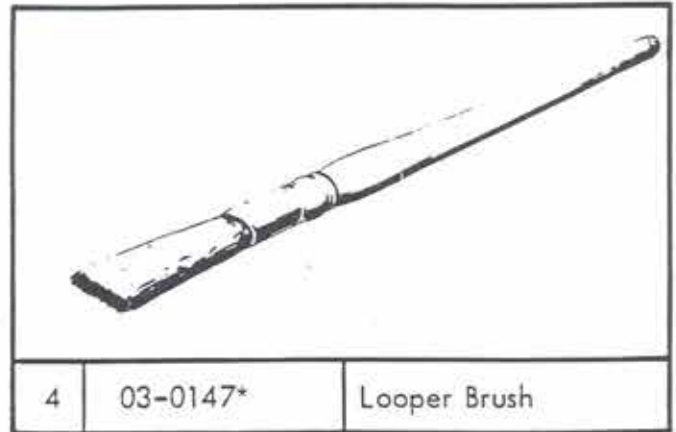
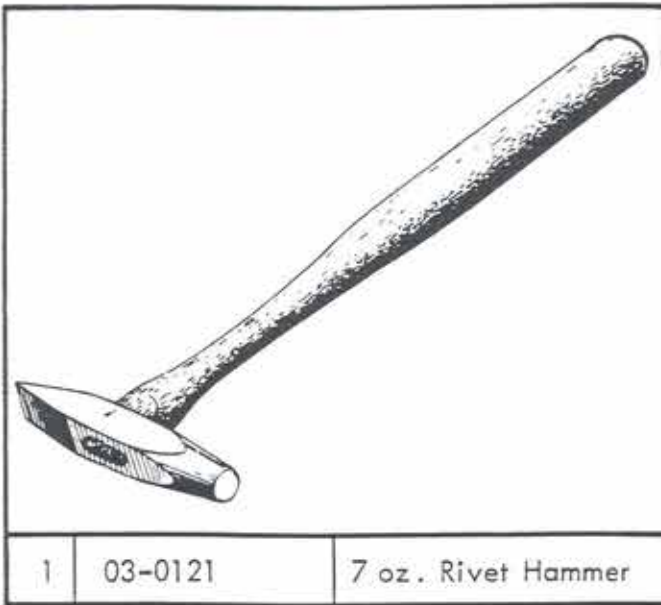
		
12	03-0137	Long Nose Pliers

		
13	03-0148	Crimping & Stripping Pliers

		
14	03-0149	Vise Grip Wrench

SCREWDRIVERS			
		A	B
			
15	03-0076*	1/8"	3"
16	03-0190	3/16"	6"
17	03-0083	3/16"	10"
18	03-0187	5/16"	8"
19	03-0117	1/4"	2-1/4"
20	03-0174	(with Screw Holding Feature)	3/16"
		(with Screw Holding Feature)	6"

\*Only those items marked with an asterisk (\*) are supplied initially with each machine. To order a complete set of tools marked with an asterisk (\*), specify 03-0173.



\*Only those items marked with an asterisk (\*) are supplied initially with each machine. To order a complete set of tools marked with an asterisk (\*), specify 03-0173.



## PARTS INDEX

PART NUMBER	PAGE	DET.	PART NUMBER	PAGE	DET.	PART NUMBER	PAGE	DET.
01-1000			01-2407	32	11	01-2421	33	35
01-1410	16	21	01-2408	24	19	01-2421	42	5
01-1418	1	20	01-2408	26	13	01-2422	33	36
01-1419	1	5	01-2409	10	10	01-2423	31	5
01-1420	17	61	01-2409	26	23	01-2424	23	28
01-1422	43	5	01-2410	36	31	01-2424	30	3
01-1423	17	67	01-2410	40	25	01-2425	6	29
01-1433	17	37	01-2411	10	9	01-2425	10	19
01-1440	18	22	01-2411	16	18	01-2425	14	8
01-1443	27	25	01-2411	25	23	01-2425	25	6
01-1444	12	21	01-2411	27	20	01-2425	32	2
01-1460	36	30	01-2411	29	2	01-2427	24	6
01-1466	40	15	01-2411	32	30	01-2430	13	10
01-1467	52	3	01-2411	34	3	01-2430	24	2
01-1470	54	10	01-2411	43	3	01-2430	49	49
01-1471	54	26	01-2411	51	35	01-2431	23	26
01-1471	55	1	01-2411	54	5	01-2432	37	52
01-1472	54	13	01-2411	56	25	01-2433	25	16
01-1476	56	9	01-2412	4	3	01-2433	27	7
01-1486	4	10	01-2412	10	16	01-2433	29	25
01-1492	55	7	01-2412	27	2	01-2433	33	50
01-2000			01-2412	28	8	01-2433	52	18
01-2028	17	80	01-2412	49	58	01-2434	27	4
01-2083	40	30	01-2413	4	8	01-2435	31	26
01-2135	36	41	01-2413	5	8	01-2436	40	28
01-2195	49	41	01-2413	6	22	01-2436	58	17
01-2248	22	5	01-2413	16	20	01-2437	27	17
01-2369	50	26	01-2413	27	15	01-2437	28	20
01-2401	17	55	01-2413	31	9	01-2437	39	5
01-2402	21	4	01-2413	52	17	01-2438	14	10
01-2402	28	21	01-2415	5	1	01-2438	41	10
01-2404	6	10	01-2415	28	5	01-2442-0-001	23	20
01-2404	32	8	01-2416	40	3	01-2444	15	29
01-2406	17	88	01-2416	49	39	01-2446	12	8
01-2407	5	4	01-2419	17	35	01-2446	29	24
01-2407	12	24	01-2419	18	35	01-2447	1	12
01-2407	23	23	01-2419	19	6	01-2447	12	28
			01-2419	22	1	01-2447	13	13
			01-2419	31	17	01-2447	24	14
			01-2420	31	19	01-2447	25	14

## PARTS INDEX

PART NUMBER	PAGE	DET.	PART NUMBER	PAGE	DET.	PART NUMBER	PAGE	DET.
01-2447	28	13	01-2492	42	17	01-2580	6	7
01-2448	10	21	01-2493	32	29	01-2581	19	13
01-2448	12	27	01-2493	39	11	01-2582	59	5
01-2448	17	85	01-2506	18	2	01-2583	38	3
01-2449	28	15	01-2506	56	20	01-2591	12	29
01-2449	36	5	01-2508	16	14	01-2591	19	22
01-2450	12	10	01-2515	21	7	01-2591	40	19
01-2450	49	54	01-2518	15	25	01-2592	40	22
01-2451	1	9	01-2518	30	3	01-2596	36	28
01-2451	52	30	01-2519	33	51	01-2597	3	6
01-2451	55	14	01-2519	52	6	01-2597	35	13
01-2453	24	18	01-2521	26	20	01-2602	29	22
01-2453	26	2	01-2522	36	22	01-2602	31	29
01-2455	52	10	01-2523	2	10	01-2613	45	50
01-2455-0-001	26	26	01-2523	3	19	01-2614	45	19
01-2456	25	21	01-2531	10	24	01-2615	44	14
01-2456	51	53	01-2531	12	4	01-2616	38	23
01-2460	36	9	01-2531	15	8	01-2616	56	31
01-2460	54	29	01-2534	12	15	01-2628	17	49
01-2460	55	4	01-2536	2	2	01-2630	17	36
01-2461	1	27	01-2536	35	3	01-2633	2	4
01-2461	59	15	01-2536	36	1	01-2633	35	11
01-2469	23	9	01-2536	44	8	01-2652	12	34
01-2472	10	30	01-2540	41	5	01-2653	15	12
01-2472	35	18	01-2542	29	11	01-2654	44	5
01-2481	12	19	01-2545	3	10	01-2654	59	14
01-2481	15	10	01-2545	35	6	01-2659	56	28
01-2481	22	11	01-2555	56	18	01-2667	3	3
01-2481	31	1	01-2557	31	18	01-2668	18	10
01-2482	1	33	01-2558	18	7	01-2672	36	17
01-2482	49	59	01-2559	26	9	01-2673	36	37
01-2483	45	20	01-2561	18	26	01-2674	36	38
01-2483	54	27	01-2561	21	9	01-2693	6	16
01-2483	55	5	01-2561	23	14	01-2695	17	70
01-2484	17	65	01-2569	5	6	01-2706	38	7
01-2484	21	12	01-2569	48	2	01-2712	35	7
01-2488	10	30	01-2570	56	14	01-2713	10	5
01-2488	35	10	01-2573	45	54	01-2713-0-001	55	12
01-2490	12	17	01-2578	34	10	01-2713-0-002	55	18
01-2492	17	79	01-2579	49	67	01-2748	6	31



## PARTS INDEX

PART NUMBER	PAGE	DET.	PART NUMBER	PAGE	DET.	PART NUMBER	PAGE	DET.
01-2764	52	4	01-3401	52	7	01-3426	40	17
01-2768	58	16	01-3402	1	32	01-3427	32	19
01-2783	36	18	01-3402	28	6	01-3434	6	9
01-2787	26	27	01-3402	29	13	01-3441	45	30
01-2793	49	43	01-3402	49	57	01-3462	54	17
01-2793	50	2	01-3404	1	1	01-3462	55	2
01-2793	57	6	01-3404	12	13	01-3463	26	19
01-2793	59	18	01-3404	27	3	01-3465	39	26
01-2795	17	81	01-3404	29	23	01-3467	40	11
01-2797	51	54	01-3404	39	7	01-3468	56	29
01-2798	40	10	01-3404	52	1	01-3470	55	36
01-2801	59	8	01-3404	54	2	01-3512	22	7
01-2802	51	58	01-3406	27	14			
01-2803	51	36	01-3406	36	25			
01-2803	48	30	01-3406	44	14			
01-2804	37	49	01-3406	50	5	<b>01-4000</b>		
01-2804	47	7	01-3406	56	27	01-4002	31	6
01-2858	15	31	01-3406	58	12	01-4003	6	8
			01-3406	59	20	01-4003	10	20
			01-3408	16	27	01-4003	12	9
						01-4003	14	9
<b>01-3000</b>			01-3414	16	12	01-4003	24	13
01-3001	38	5	01-3414	19	3	01-4003	27	18
01-3001	58	18	01-3415	1	7	01-4003	28	14
01-3008	39	28	01-3415	4	12	01-4003	29	21
01-3008	58	8	01-3415	49	51	01-4003	31	27
01-3009	49	42	01-3415	54	8	01-4003	32	3
01-3016	17	60	01-3417	15	2	01-4003	39	6
01-3016	21	18	01-3419	38	14	01-4003	52	23
01-3026	17	76	01-3419	41	30	01-4004	24	1
01-3036	17	45	01-3419	42	24	01-4004	49	50
01-3052	17	74	01-3419	45	32	01-4005	17	40
01-3400	21	14	01-3420	19	14	01-4010	39	29
01-3401	15	9	01-3420	51	37	01-4011	24	10
01-3401	17	50	01-3421	51	27	01-4012	56	10
01-3401	18	20	01-3424	14	11	01-4015	30	4
01-3401	25	17	01-3424	25	10	01-4018	29	14
01-3401	27	9	01-3424	41	8	01-4029	17	63
01-3401	29	4	01-3424	55	31	01-4044	4	11
01-3401	33	49	01-3426	5	5	01-4063	54	9
			01-3426	10	11			

## PARTS INDEX

PART NUMBER	PAGE	DET.	PART NUMBER	PAGE	DET.	PART NUMBER	PAGE	DET.
01-4400	44	16	01-4411	6	17	01-4451	55	23
01-4400	50	3	01-4411	15	32	01-4452	17	62
01-4400	59	19	01-4411	17	32	01-4452	56	13
01-4401	48	24	01-4411	25	18	01-4459	29	17
01-4402	1	13	01-4411	27	8	01-4470	10	14
01-4402	23	10	01-4411	29	5	01-4473	29	26
01-4404	27	19	01-4411	32	31	01-4480	13	4
01-4404	33	38	01-4411	40	23	01-4480	14	3
01-4404	35	4	01-4411	52	8	01-4480	25	5
01-4404	36	2	01-4412	18	8	01-4480	32	15
01-4405	6	26	01-4412	35	21	01-4480	55	25
01-4405	17	56	01-4412	49	55	01-4481	49	80
01-4405	19	7	01-4412	54	30	01-4482	42	8
01-4405	22	2	01-4420	18	29	01-4483	41	19
01-4405	23	31	01-4422	27	13	01-4484	1	15
01-4405	28	22	01-4422	36	10	01-4485	25	15
01-4405	36	19	01-4422	44	15	01-4487	18	21
01-4406	5	9	01-4422	50	4	01-4489	2	11
01-4406	6	23	01-4422	54	28	01-4490	27	24
01-4406	10	13	01-4422	55	6	01-4491	27	22
01-4406	12	5	01-4422	56	37	01-4491	36	11
01-4406	16	15	01-4424	17	42	01-4493	36	14
01-4406	18	9	01-4426	42	16	01-4494	3	4
01-4406	25	26	01-4428	42	13	01-4497	33	52
01-4406	27	16	01-4428	45	29	01-4500	38	26
01-4406	29	3	01-4438	14	7	01-4505	44	2
01-4406	34	4	01-4438	32	7	01-4506	45	43
01-4406	43	4	01-4439	14	28	01-4507	15	19
01-4407	18	3	01-4439	21	15	01-4507	36	23
01-4407	22	6	01-4439	57	7	01-4507	45	44
01-4407	28	7	01-4441	1	2	01-4508	45	28
01-4407	29	12	01-4442	12	16	01-4510	29	7
01-4407	36	42	01-4443	19	15	01-4528	35	14
01-4407	38	4	01-4446	4	4	01-4533	6	19
01-4407	40	29	01-4446	17	66	01-4534	6	20
01-4407	49	56	01-4450	13	5	01-4550	52	15
01-4409	28	16	01-4450	36	24	01-4559	56	32
01-4409	41	6	01-4451	13	7	01-4560	26	4
01-4409	45	51	01-4451	14	6	01-4561	26	5
01-4410	28	1	01-4451	32	5	01-4563	14	22

## PARTS INDEX

PART NUMBER	PAGE	DET.	PART NUMBER	PAGE	DET.	PART NUMBER	PAGE	DET.
01-4567	40	12	01-6000			01-6480	19	16
01-4568	40	13				01-6482	32	24
01-4569	38	25	01-6015	6	4	01-6483	6	13
01-4570	48	34	01-6138-1	17	84	01-6488	10	17
01-4571	51	59	01-6368	1	23	01-6489	1	30
			01-6368	10	35			
01-4572	37	50	01-6368	16	30	01-6501	13	8
01-4572	47	8				01-6502-0-002	26	6
01-4573	14	22	01-6368	22	8	01-6503	32	22
01-4596	14	22	01-6368	34	8	01-6504	21	28
01-4672-0-003	4	13	01-6368	59	17	01-6519	3	15
			01-6404	22	9			
			01-6406	33	37	01-6519	30	6
01-5000						01-6521	5	10
01-5001	17	43	01-6407	21	23	01-6538	34	12
01-5400	19	4	01-6419	24	16	01-6539	34	7
01-5401	19	19	01-6420	36	33	01-6543	21	13
01-5409	28	18	01-6422	31	13			
01-5418	16	23	01-6423	28	2	01-6543	23	8
						01-6544	10	34
01-5419	6	5	01-6423	31	16	01-6546	11	—
01-5425	43	11	01-6424	33	42	01-6547	43	7
01-5426	17	72	01-6425	33	44	01-6549	43	6
01-5436	34	2	01-6431	28	3			
01-5438	10	33	01-6432	28	9	01-6550	43	10
						01-6551	16	10
01-5441	24	26	01-6433	28	11	01-6551	17	53
01-5453	29	15	01-6434	28	10	01-6551	18	12
01-5454	19	23	01-6435	33	41	01-6551	21	30
01-5455	18	25	01-6452	16	24			
01-5458	27	23	01-6454	10	18	01-6551	23	19
						01-6551	29	18
01-5479	3	1	01-6454	21	24	01-6551	43	9
01-5480	3	2	01-6454	23	11	01-6552	16	7
01-5486	6	18	01-6456	27	11	01-6552	18	14
01-5490	10	7	01-6464	23	3			
01-5493	40	16	01-6470	14	4	01-6552	19	20
						01-6555	14	19
01-5498	52	19	01-6470	55	21	01-6558	1	31
01-5499	52	21	01-6474	6	14	01-6561	1	16
01-5507	54	12	01-6474	17	39	01-6561	26	14
01-5508	54	19	01-6475	21	29			
			01-6475	32	21	01-6562	11	—
						01-6564	32	4
			01-6477	1	22	01-6565	34	16
			01-6479	19	1	01-6567	18	18
			01-6480	18	30			

## PARTS INDEX

PART NUMBER	PAGE	DET.	PART NUMBER	PAGE	DET.	PART NUMBER	PAGE	DET.
01-6569	18	37	01-7430	24	32	<b>02-0000</b>		
01-6583	45	45	01-7430	25	7	02-0950-0-100	20	—
01-6584	45	48	01-7430	61	23	02-0950-0-110	20	—
01-6585	45	37	01-7431	24	31	02-0950-0-111	20	—
01-6589	29	19	01-7431	61	27	02-0950-0-112	20	—
01-6592-1	16	6	01-7432	61	17	02-0951-0-110	20	—
01-6612	11	—	01-7434	30	4	02-0951-0-111	20	—
01-6614	11	—	01-7441	61	20	02-0952-0-100	20	—
01-6616	30	6	01-7442	21	6	02-0952-0-110	20	—
01-6621	15	22	01-7443	61	18	02-0952-0-111	20	—
01-6628	15	16	01-7445	10	31	02-0953-0-110	20	—
01-6629	15	20	01-7446	61	24	02-0953-0-111	20	—
01-6633	10	8	01-7447	16	9	02-0955-0-110	20	—
01-6652	12	3	01-7448	17	38	02-0955-0-111	20	—
01-6652	13	14	01-7452	61	29	02-0956-0-110	20	—
01-6652	54	22	01-7454	34	11	02-0956-0-111	20	—
01-6655	54	24	01-7456	34	15	02-0958-0-110	20	—
01-6658	18	1	01-7458	36	15	02-0958-0-111	20	—
01-6659	18	15	01-7459	61	32			
01-6660	18	13	01-7460	34	—			
01-6678	59	16	01-7460	61	31	<b>03-0000</b>		
01-6703	23	7	01-7461	61	30	03-0013	65	2
01-6704	16	29	01-7465	45	39	03-0019	63	30
01-6827-1	23	18	01-7475	36	26	03-0022	61	9
01-6834	22	10	01-7482	10	6	03-0054	63	1
			01-7487	52	16	03-0055	63	2
			01-7489	24	5	03-0056	63	3
<b>01-7000</b>			01-7489	39	10	03-0057	63	4
01-7401	21	2	01-7492	56	11	03-0059	63	5
01-7407	33	43	01-7530	1	18	03-0061	63	6
01-7408	24	23	01-7530	4	6	03-0063	63	7
01-7409	24	28				03-0065	63	8
01-7411	24	8				03-0066	63	9
01-7412	24	17	<b>01-8000</b>			03-0067	63	10
01-7413	23	6	01-8400	24	20	03-0068	63	31
01-7417	61	21	01-8401	21	20	03-0071	64	10
01-7418	61	25	01-8403	45	35	03-0072	63	32
01-7419	61	22	01-8404	45	36	03-0074	64	8
01-7420	61	26						

## PARTS INDEX

PART NUMBER	PAGE	DET.	PART NUMBER	PAGE	DET.	PART NUMBER	PAGE	DET.
03-0076	64	15	03-0170	62	8	04-0258-0-187	6	30
03-0079	62	11	03-0174	64	20	04-0258-0-187	36	16
03-0081	62	12	03-0175	63	25	04-0258-0-251	51	46
03-0083	64	17	03-0176	63	12	04-0261	36	46
03-0085	62	13	03-0177	63	13	04-0271-0-001	49	53
03-0086	63	33	03-0178	63	21	04-0273	49	47
03-0090	62	3	03-0179	63	26	04-0285-0-001	36	43
03-0091	62	1	03-0180	63	14	04-0285-1	36	43
03-0092	62	2	03-0181	63	15	04-0326-0-050	39	9
03-0096	63	29	03-0182	63	22	04-0327	49	60
03-0097	63	27	03-0183	63	16	04-0342-0-005	6	24
03-0098	63	17	03-0187	64	18	04-0384	58	7
03-0099	63	18	03-0190	64	16	04-0386	58	14
03-0100	63	19	03-0193	62	6	04-0387	58	5
03-0101	63	20	03-0195	62	4	04-0388	38	13
03-0105	63	23	03-0258	62	10	04-0388	51	40
03-0106	63	34	03-0259	62	5	04-0388	58	19
03-0107	63	35	03-0263	64	9	04-0390-0-050	58	20
03-0109	65	3				04-0391	49	77
03-0115	65	5				04-0391	54	23
03-0117	64	19	04-0000			04-0391	56	21
03-0121	65	1				04-0391	58	11
03-0123	64	11	04-0002-0-016	50	6	04-0391	59	12
03-0133	63	28	04-0002-0-017	50	6	04-0392	58	15
03-0137	64	12	04-0002-0-018	50	6	04-0393	58	9
			04-0002-0-019	50	6			
03-0139	64	1	04-0002-0-023	50	6	04-0395	52	28
03-0140	64	2				04-0396	38	9
03-0141	64	3	04-0014	50	15	04-0396	39	15
03-0142	64	4	04-0127	50	20	04-0396	40	7
03-0143	64	5	04-0129	37	51	04-0396	51	41
			04-0136	51	47			
03-0144	64	6	04-0137	51	48	04-0396	52	27
03-0145	62	9				04-0396	54	15
03-0147	65	4	04-0139-0-001	51	49	04-0396	55	10
03-0148	64	13	04-0141	50	18	04-0396	59	23
03-0149	64	14	04-0143	50	17	04-0400	58	1
			04-0143	51	44			
03-0161	63	24	04-0145	50	18	04-0401	58	13
03-0162	63	11				04-0402	58	21
03-0163	64	7	04-0236-0-201	49	62	04-0403	57	9
03-0164	61	28	04-0237-0-509	49	76	04-0404-0-050	58	4
03-0169	62	7	04-0250	6	27	04-0405	50	21

## PARTS INDEX

PART NUMBER	PAGE	DET.	PART NUMBER	PAGE	DET.	PART NUMBER	PAGE	DET.
04-0405	58	2	04-0468	52	12	04-1120	51	31
04-0406	59	26	04-0472	49	78	04-1173	51	50
04-0407	59	25	04-0474	49	72	04-1208	49	64
04-0408	58	6	04-0475	49	74	04-1215	17	31
04-0408	59	27	04-0476	48	17	04-1283	56	26
04-0409	58	3				04-1301	36	20
04-0412	57	2	04-0490-0-007	59	11	04-1319-0-002	40	21
04-0413	57	5	04-0490-0-022	59	9	04-1322	49	68
04-0416	57	13	04-0490-0-071	38	12	04-1358-1	16	2
04-0417	57	12	04-0490-0-073	40	9	04-1359	16	1
04-0418	57	11	04-0490-0-112	50	12	04-1361	48	6
04-0419	57	4	04-0490-0-176	59	10	04-2003	39	18
04-0424	59	28	04-0491	50	13	04-2004	39	24
04-0440	48	4	04-0493	58	10	04-2094	55	32
04-0440	57	3	04-1002	51	33			
04-0442	51	55	04-1004	51	42			
04-0443	54	14	04-1014	48	31	05-0000		
04-0443	55	9	04-1031	57	10			
04-0451-1	56	24	04-1052	39	1	05-0001-1	17	82
04-0452	48	5	04-1053	39	3	05-0002-1	17	78
04-0453	48	9	04-1055	51	38	05-0004-2	17	75
04-0454	48	10	04-1056	51	34	05-0005	17	77
04-0455	48	14	04-1057	48	30	05-0006	17	83
04-0456	48	13	04-1058	49	79			
04-0457	48	12	04-1061	56	33	05-0041	2	6
04-0458	48	35	04-1062	56	34	05-0058	50	25
04-0459	48	11	04-1067-0-053	57	1	05-0087-0-440	45	52
04-0464	56	35	04-1067-0-053	59	2	05-0087-0-450	45	52
04-0465	49	44	04-1069	58	23	05-0088-0-350	24	30
04-0466	50	1	04-1072	59	22			
04-0467	26	25	04-1073	59	21	05-0088-0-350	50	7
04-0467	38	10	04-1083	39	25	05-0088-0-360	24	30
04-0467	39	16	04-1083-0-001	50	23	05-0088-0-360	50	7
04-0467	40	8	04-1083-0-001	51	32	05-0090	61	10
04-0467	50	11	04-1086	59	4	05-0091	61	11
04-0467	51	39	04-1089	59	1			
04-0467	52	11	04-1090	59	7	05-0092	61	15
04-0467	54	16	04-1091	59	13	05-0096	15	28
04-0467	55	11	04-1096	59	6	05-0103	65	7
04-0467	59	24	04-1099	59	3	05-0104	65	6
						05-0106	61	16
						05-0140	61	12
						05-0192	61	13

## PARTS INDEX

PART NUMBER	PAGE	DET.	PART NUMBER	PAGE	DET.	PART NUMBER	PAGE	DET.
40-0310-1	55	28	40-0466	21	16	40-0525	43	8
40-0332	1	8	40-0467	21	19	40-0528	13	12
40-0347	45	53	40-0468	5	7	40-0531	36	35
40-0387	31	30	40-0470-0-071	7	—	40-0533	33	48
40-0388	31	10	40-0470-0-072	7	—	40-0533	52	5
40-0388-0-017	31	10	40-0470-0-073	7	—	40-0547	12	14
40-0388-0-070	31	10	40-0470-0-074	7	—	40-0558	17	86
40-0388-0-071	31	10	40-0472-1	13	6	40-0564	41	16
			40-0473	13	2	40-0566	21	21
			40-0473	32	17	40-0567	21	31
<b>40-0400</b>			40-0473-1	55	27	40-0573	2	8
40-0412	10	28	40-0475	17	41	40-0573-1	2	8
40-0413	10	15	40-0476	5	15	40-0574	41	24
40-0414-1	10	23	40-0478-0-008	15	11	40-0574	42	18
40-0418-2-001	18	23	40-0496-1	36	8	40-0574	45	26
40-0418-2-002	18	28						
40-0420	19	17	<b>40-0500</b>			40-0575-2	14	13
40-0421	19	2				40-0575-2	32	10
40-0422	19	5	40-0500-1-050	36	34	40-0575-2	39	2
40-0423	19	9	40-0501	36	36	40-0575-2	41	12
40-0424	19	11	40-0502-1	36	32	40-0575-2	55	26
40-0425	19	12	40-0506	18	6	40-0583	40	31
40-0427	19	10	40-0506	43	12	40-0586	14	27
40-0427-1	19	8	40-0509	17	68	40-0586	43	1
40-0428-1-001	18	24	40-0512	25	9	40-0586	46	13
40-0428-1-002	18	27	40-0512	41	9	40-0586	61	2
40-0434	6	11	40-0512	46	8	40-0593	21	17
40-0436-2-001	18	32	40-0513	25	1	40-0594	41	26
40-0436-2-002	18	34	40-0513	46	7	40-0594	42	20
40-0437	18	33	40-0514-1	35	12	40-0594	44	10
40-0438-0-070	31	28	40-0515-1-050	35	—	40-0594	44	13
40-0444	23	4	40-0515-1-052	35	—	40-0594	46	9
40-0445-1-800	23	5	40-0515-1-054	35	—	40-0594	46	11
40-0453-1	13	9	40-0515-1-275	35	8	40-0594	61	3
40-0454	29	1	40-0515-1-300	35	8	40-0596	2	1
40-0455	25	19	40-0519-2	14	16	40-0597-0-001	2	3
40-0457	32	32	40-0519-2	39	14	40-0598	45	17
40-0461	33	47	40-0523	41	17	40-0599	42	6
40-0465	21	27	40-0524	42	7			

# PARTS INDEX

PART NUMBER	PAGE	DET.	PART NUMBER	PAGE	DET.	PART NUMBER	PAGE	DET.
40-0600			40-0700-0-152	3	5	40-0729	44	7
40-0600	42	10	01-2667	3	3	40-0730	45	25
40-0601	42	11	01-4494	3	4	40-0731	44	4
40-0602	42	12	01-5479	3	1	40-0732	45	40
40-0603	41	7	01-5480	3	2	40-0733-1-050	45	31
40-0603	42	14	01-6519	3	15			
			40-0700-2-100	3	17	40-0734	45	24
40-0604	42	23	40-0767-1-102	3	5	40-0735	45	46
40-0606	42	15				40-0737	45	23
40-0607	42	9	40-0700-2-100	3	17	40-0744	14	25
40-0608	41	18	40-0708	10	25	40-0759	18	31
40-0609	41	22						
			40-0716-1-050	2	13	40-0760-1	18	36
40-0610	27	10				40-0762	5	12
40-0610	29	16	40-0716-1-375			40-0762	61	8
40-0613	2	5	40-0717-1-375	2	14	40-0766	7	-
40-0614	2	7				40-0766	61	4
40-0615	10	32	40-0716-1-050	3	20			
						40-0767-1-101	3	8
40-0618-2	18	19	40-0716-1-375			40-0767-1-102	3	5
40-0625	34	1	40-0717-1-375	3	21	40-0771	36	40
40-0638	41	21				40-0772	36	29
40-0640	38	21	40-0716-1-051	2	13	40-0773	36	6
40-0640	40	2						
			40-0716-1-500			40-0774-1	35	5
40-0640	56	23	40-0717-1-500	2	14	40-0775-0-850	36	27
40-0648	10	12				40-0776	36	44
40-0650	48	37	40-0716-1-051	3	20	40-0777	36	39
40-0676	1	24				40-0781	15	26
40-0676	3	16	40-0716-1-500					
			40-0717-1-500	3	21	40-0782-1	15	23
40-0695	27	5				40-0785	15	21
			40-0717-1-375	2	14	40-0786-1	15	15
			40-0717-1-375	3	21	40-0787-1	15	17
			40-0717-1-500	2	14	40-0788	15	13
			40-0717-1-500	3	21			
			40-0718	45	22	40-0789-0-050	15	24
						40-0791	15	7
40-0700			40-0719	44	1			
40-0700-0-151	3	8	40-0720	45	18	40-0800		
			40-0721	45	21			
01-2667	3	3	40-0722	44	9	40-0803-1	15	18
01-4494	3	4	40-0723	45	27	40-0808	6	28
01-5479	3	1				40-0809	6	21
01-5480	3	2	40-0724	45	47	40-0816	38	19
01-6519	3	15	40-0725	45	49	40-0823	14	26
40-0700-2-100	3	17	40-0726	45	38			
40-0767-1-101	3	8	40-0727	45	42			
			40-0728	45	41			



## PARTS INDEX

PART NUMBER	PAGE	DET.	PART NUMBER	PAGE	DET.	PART NUMBER	PAGE	DET.
42-0262-1-162	47	12	42-0498	36	7	42-0813	56	12
42-0262-1-162	50	22				42-0818	38	11
42-0262-3-116	43	26				42-0820	38	2
42-0262-3-116	47	5				42-0820-0-003	38	6
42-0272-1-001	49	45	<b>42-0500</b>			42-0820-0-004	38	1
42-0286-0-050	26	3	42-0507	17	64	42-0828	10	2
42-0287	26	8	42-0511	17	59	42-0829	10	1
42-0290-1	26	22	42-0516	14	14	42-0846-1	4	5
			42-0554	56	22	42-0850	52	2
			42-0582	40	27	42-0852	52	20
<b>42-0300</b>			42-0595	2	12	42-0853	52	14
			42-0595-0-002	3	9	42-0854	52	31
42-0320-1-050	56	7	42-0597-0-002	3	9	42-0854-0-001	52	26
42-0328-0-001	55	3	42-0598	41	27	42-0855	52	24
42-0328-0-002	54	25	42-0598	42	21	42-0856	52	25
42-0340-0-001	56	8						
42-0340-0-003	56	1				42-0857	52	13
			<b>42-0600</b>			42-0858	54	3
42-0349-1	58	22				42-0859	56	2
42-0352-0-001	51	51				42-0860	54	4
42-0352-0-002	51	52	42-0619	18	17	42-0861	26	28
42-0352-0-625	51	51	42-0637-0-275	38	20			
42-0352-0-626	51	52	42-0637-0-275	40	1	42-0862	54	6
			42-0637-0-300	38	20	42-0864	54	20
42-0353	45	55	42-0637-0-300	40	1	42-0865	54	21
42-0378-0-005	56	6				42-0866	54	7
42-0378-0-006	56	3	42-0637-0-450	38	20	42-0867	54	11
42-0387	31	3	42-0637-0-450	40	1			
42-0388	31	10	42-0640	38	21	42-0868	54	18
			42-0640	40	2	42-0869	26	24
42-0388-0-001	31	10	42-0692	18	11	42-0872	56	16
42-0389	31	2				42-0873	56	15
						42-0874	56	19
			<b>42-0700</b>					
<b>42-0400</b>						42-0875	55	20
			42-0703-2-001	56	5	42-0876	36	21
42-0438	31	11	42-0703-2-002	56	4	42-0877	36	12
42-0439	49	40	42-0706-1-050	49	65	42-0878	35	1
42-0440	48	36	42-0769	36	13	42-0878	36	3
42-0450	32	1						
42-0473-1	55	34				42-0880-1	26	11
			<b>42-0800</b>			42-0881	26	10
42-0497	35	2				42-0882	26	1
42-0497	36	4	42-0807	48	8	42-0883	26	15
						42-0885-1	55	19

## PARTS INDEX

PART NUMBER	PAGE	DET.	PART NUMBER	PAGE	DET.	PART NUMBER	PAGE	DET.
42-0886	26	21	42-0929	38	18	42-1012	16	28
42-0887	26	17	42-0930	38	16	42-1027	16	16
42-0888	26	12	42-0931	38	22	42-1030	55	17
42-0889-1	55	38	42-0931	40	5	42-1031-1	55	16
42-0890	55	35	42-0931	61	7	42-1032	55	15
42-0891	26	16	42-0932-0-850	38	24	42-1033	55	8
42-0892	26	7	42-0934	51	57	42-1038	56	17
42-0893	26	18	42-0935	51	56	42-1039-0-001	23	25
42-0894	55	29	42-0936	48	3	42-1039-0-002	23	12
42-0895-1	55	33	42-0938	49	46	42-1040	23	22
42-0896-0-001	16	4	42-0939	40	6	42-1041	23	21
42-0896-0-002	16	3	42-0941	40	14	42-1165-0-001	23	30
42-0898	17	33	42-0942	40	4	42-1165-0-002	23	30
42-0899	18	4	42-0945	39	26	42-1208	16	19
			42-0947	56	30	42-1212	55	37
<b>42-0900</b>			42-0948	40	24	42-1262	16	8
42-0900	18	5	42-0951	54	1	42-1343	22	4
42-0901	18	16	42-0952	32	12	42-1344	22	3
42-0904	49	48	42-0952	41	11	42-1416	22	-
42-0905	39	8	42-0952	46	2	42-1416-0-001	22	-
42-0907	48	1	42-0953	32	13	42-1416-0-002	22	-
42-0908	39	19	42-0953	41	20	42-1470	55	13
42-0909	41	29	42-0953	46	1	42-1600	12	2
42-0909	42	1	42-0955	17	46			
42-0910	39	27	42-0989-0-050	27	21			
42-0911	41	4	42-0995	48	38	<b>43-0000</b>		
42-0911	42	3				43-0035	17	58
42-0912	41	28				43-2502	12	33
42-0912	42	22	<b>42-1000</b>					
42-0913	41	2	42-1001	22	12	<b>60-0000</b>		
42-0913	42	2	42-1001-1-001	22	12	60-0079	6	32
42-0914	41	3	42-1001-1-002	22	12			
42-0914	42	4	42-1002-0-001	15	5			
42-0915	57	8	42-1002-0-002	15	3			
42-0919	39	17	42-1006	16	17	<b>70-0000</b>		
42-0921	38	8	42-1007	17	34	70-0148	17	47
42-0924	38	15	42-1008-1	16	5	70-1414	49	71
42-0925	52	29	42-1009-1	16	13	70-2061	49	66
42-0927	35	20	42-1011	16	11			

# PARTS INDEX

PART NUMBER	PAGE	DET.	PART NUMBER	PAGE	DET.	PART NUMBER	PAGE	DET.
05-0360	16	25	20-0000			30-0142	24	9
05-0369	37	56				30-0143-2	24	25
05-0369	47	23	20-0603	17	44	30-0144-1	24	12
05-0369	51	30	20-0623	24	4	30-0145-1	24	24
05-0370	47	24	20-6261	52	9	30-0146	24	27
			20-6263	52	22			
05-0372	25	25				30-0149	24	21
05-0373	25	24				30-0160	28	19
05-0381	15	27				30-0162	28	4
05-0383-0-110	15	30	30-0000			30-0163	28	12
05-0394	37	55				30-0168	28	23
			30-0007	21	32			
05-0397	61	14	30-0008	21	3	30-0169	28	24
05-0421	45	56	30-0009	21	5	30-0174	27	1
05-0422	45	57	30-0011	21	22	30-0175-0-850	27	12
			30-0011	37	57	30-0180-1	25	13
05-0450-0-050	15	33				30-0181	25	12
01-2444	15	29	30-0030-1	17	87			
01-2858	15	31	30-0032	16	22	30-0194	13	3
01-4411	15	32	30-0033	17	73	30-0194	14	24
05-0096	15	28	30-0038-1	16	26	30-0194	32	16
05-0381	15	27	30-0047	47	25	30-0194	55	24
05-0383-0-110	15	30				30-0218	25	8
			30-0112	31	12			
05-0455	48	18	30-0113	31	24	30-0218	41	23
05-1085-0-001	15	6	30-0114	31	7	30-0226	25	3
05-1085-0-002	15	4	30-0115	31	4	30-0226	41	1
			30-0118	31	15	30-0226	45	34
						30-0261	37	53
			30-0121	33	39			
			30-0122	33	40	30-0262-0-001		
06-0000			30-0131	24	29	through 058	53	-
06-0173	51	49	30-0133	24	15	30-0265	25	20
06-5001-0-001	49	52	30-0134	24	11	30-0265	27	6
						30-0265	29	6
			30-0138	51	29	30-0278	37	48
			30-0141-0-050	24	7	30-0278	51	45
10-0000						30-0280	29	8
10-1006	31	23	01-2427	24	6	30-0280-0-001	29	8
10-1077	31	21	01-7409	24	5	30-0291	25	22
			01-7411	24	8	30-0310	25	2
			30-0142	24	9			
						30-0342	44	3
						30-0364	51	28
						30-0386	31	8

## PARTS INDEX

PART NUMBER	PAGE	DET.	PART NUMBER	PAGE	DET.	PART NUMBER	PAGE	DET.
30-0390	29	9	40-0062	23	27	40-0151-0-050	24	22
30-0390-0-001	29	9	40-0069-0-050	7	—	01-7412	24	17
30-0409	29	20	40-0069-0-051	7	—	40-0151		
30-0478-0-625	49	63	40-0069-1-051	7	—	40-0155-1-050	23	2
30-0478-0-750	61	1	40-0069-1-052	7	—	40-0161	28	17
30-0763	50	24	40-0070-0-071	5	13	40-0182-1	25	4
			40-0070-0-072	5	2	40-0184-1	25	11
			40-0072-0-002	1	21	40-0190	14	1
			40-0079	1	4			
31-0000			40-0085	1	3	40-0191	14	5
						40-0193	14	2
31-0390	29	10	40-0087	1	6			
31-0390-0-001	29	10	40-0090	7	—			
31-0472	55	22	40-0090-0-500	7	—			
			40-0090-2-101	7	—			
			40-0096-3-151	7	—			
40-0000			40-0096-3-152	7	—	40-0200		
						40-0203	14	21
40-0005-2-375	11	—	40-0100			40-0218-1	32	9
40-0005-2-437	11	—				40-0218-1	39	4
40-0005-2-500	11	—	40-0103-0-375	11	—	40-0218-1	41	13
40-0010	21	26	40-0103-0-437	11	—	40-0218-1	55	30
40-0012-1-045	19	18	40-0103-0-500	11	—	40-0236	45	33
40-0021-1-035	19	18	40-0111	31	25	40-0249-1	32	14
40-0050-1-050	21	25	40-0113	31	22	40-0252	12	31
40-0051	10	29				40-0252	13	1
40-0053	10	26	40-0116	31	14	40-0262-0-118	50	14
40-0054-0-648	11	—	40-0117	31	20			
40-0054-0-649	11	—	40-0119	32	34	40-0262-0-133	47	10
40-0054-0-650	11	—	40-0125-1-050	30	—			
40-0054-0-690	11	—	40-0125-1-052	30	—			
40-0054-0-730	11	—	40-0125-1-053	30	—			
40-0054-0-744	11	—	40-0125-1-219	31	1	40-0300		
40-0054-0-786	11	—	40-0126-1-406	30	2	40-0308	32	18
40-0054-0-787	11	—	40-0126-1-468	30	2	40-0309	32	25
40-0054-0-850	11	—	40-0126-2-468	30	2	40-0310	32	26
40-0054-0-932	11	—				40-0310-1	14	12
40-0054-2-625	11	—	40-0127	30	5	40-0310-1	39	13
			40-0150	24	3			
40-0057-5	23	15						
40-0058-5	23	13						
40-0059	23	16						

## PARTS INDEX

PART NUMBER	PAGE	DET.	PART NUMBER	PAGE	DET.	PART NUMBER	PAGE	DET.
40-0823	39	20	<b>41-0000</b>			41-0089-0-770	5	11
40-0825	14	15				41-0089-0-870	5	11
40-0825	14	17	41-0005-1-625	11	—	41-0090-0-376	7	—
40-0825	38	17	41-0005-1-750	11	—	41-0096-0-051	7	—
40-0825	39	12	41-0005-1-875	11	—	41-0096-0-052	7	—
			41-0034-0-001	17	69			
40-0825	39	21	41-0034-0-002	17	69	41-0096-0-057	7	—
40-0825	39	22				41-0096-0-058	7	—
40-0825	39	23	41-0051	10	29	41-0099	2	9
40-0825			41-0054-0-100	11	—			
40-0825	41	14	41-0054-0-148	11	—	<b>41-0100</b>		
			41-0054-0-151	11	—			
40-0825	41	15	41-0054-0-210	11	—			
40-0825	46	3				41-0103-0-625	11	—
40-0825	46	4	41-0054-0-230	11	—	41-0103-0-750	11	—
40-0825	46	5	41-0054-0-350	11	—	41-0103-0-875	11	—
40-0825	46	6	41-0054-0-400	11	—	41-0120-0-070	32	45
			41-0054-0-470	11	—	41-0125-0-050	30	—
40-0825	61	5	41-0054-0-654	11	—			
40-0826	41	25				41-0125-0-051	30	—
40-0826	42	19	41-0054-0-655	11	—	41-0125-0-052	30	—
40-0826	44	11	41-0054-0-687	11	—	41-0125-0-625	30	1
40-0826	44	12	41-0061	23	29	41-0125-0-750	30	1
			41-0061-0-100	23	29	41-0125-0-875	30	1
40-0826	46	10	41-0062	23	27			
40-0826	46	12				41-0126-0-625	30	2
40-0826	61	6	41-0069-0-050	7	—	41-0126-0-750	30	2
40-0830-0-187	35	15	41-0069-0-052	7	—	41-0126-0-875	30	2
40-0830-0-438	35	15	41-0069-0-053	7	—	41-0127	30	5
			41-0069-0-151	7	—			
40-0831-0-062	35	17	41-0069-0-152	7	—			
40-0831-0-187	35	17				<b>41-0202</b>		
40-0831-0-938	35	17	41-0069-1-100	7	—			
40-0832-0-001	35	19	41-0079-0-071	5	2	41-0202	14	20
40-0832-0-002	35	9	41-0070-0-072	5	13	41-0229-1	14	23
			41-0075	12	26	41-0229-2-050	12	7
40-0834-0-004	15	14	41-0076-0-001	12	32	41-0247	32	20
40-0834-0-008	15	14				41-0248	32	23
40-0840	40	18	41-0076-0-002	12	25	41-0257	17	48
40-0841	35	16	41-0080	1	17			
40-0842	40	20	41-0080	6	3			
			41-0081	6	1			
			41-0086	6	12			
<b>40-1000</b>						<b>41-0300</b>		
40-1005	15	1	41-0088	6	6			
40-1013	44	6	41-0089-0-570	5	11	41-0387	31	30
			41-0089-0-670	5	11			

## PARTS INDEX

PART NUMBER	PAGE	DET.	PART NUMBER	PAGE	DET.	PART NUMBER	PAGE	DET.
41-0388	31	10	41-0640	38	21	42-0154-1-050	23	1
41-0388-0-017	31	10	41-0640	40	2	01-7413		
41-0388-0-070	31	10	41-0680	3	11	40-0444		
41-0388-0-071	31	10	41-0680	12	30	40-0445-1-800		
			41-0881	14	18	42-0154		
						42-1040		
<b>41-0400</b>			41-0683	10	27	42-1041		
			41-0699	12	20			
			41-0708	10	25			
41-0427-1	10	4	41-0796	6	15			
41-0433	4	7				<b>42-0200</b>		
41-0433	6	2						
41-0449	32	33				42-0253	13	11
41-0451-0-001	12	18				42-0262-0-111	47	21
			<b>42-0000</b>			42-0262-0-112	47	16
41-0451-0-001	34	14				42-0262-0-114	37	54
41-0451-0-002	12	12	42-0025-1-050	21	1	42-0262-0-114	47	2
41-0452-0-001	12	22	42-0031-1	17	51			
41-0452-0-002	12	11	42-0035	17	54	42-0262-0-115	36	45
41-0468	5	7	42-0036-1	17	57	42-0262-0-115	47	1
			42-0046-0-050	47	6	42-0262-0-117	47	17
41-0470-0-071	7	-				42-0262-0-118	47	9
41-0470-0-072	7	-	42-0063-1-050	23	17	42-0262-0-119	48	29
41-0474-1	32	6	42-0064	23	24			
			42-0069-0-150	7	-	42-0262-0-128	48	16
			42-0069-0-153	7	-	42-0262-0-129	47	20
			42-0069-0-154	7	-	42-0262-0-134	47	14
<b>41-0500</b>						42-0262-0-135	47	19
			42-0071-0-003	1	19	42-0262-0-151	47	13
41-0515	35	-	42-0071-0-004	1	11			
41-0540	12	23	42-0071-0-007	1	14	42-0262-0-151	50	16
41-0540-0-017	12	23	42-0073-0-001	4	9	42-0262-0-152	51	43
41-0540-0-070	12	23	42-0073-0-002	4	2	42-0262-0-155	37	47
41-0540-0-071	12	23				42-0262-0-155	47	22
			42-0073-0-003	4	14	42-0262-0-155	48	32
41-0583	40	31	42-0073-0-004	4	1			
41-0584	40	26	42-0099-0-001	12	1	42-0262-0-158	49	75
						42-0262-0-160	47	18
						42-0262-0-161	47	15
						42-0262-0-171	49	73
						42-0262-0-180	49	70
<b>41-0600</b>								
						42-0262-0-181	49	69
41-0615	10	3	<b>42-0100</b>			42-0262-1-110	47	3
41-0621	34	6				42-0262-1-116	6	25
41-0622	34	13	42-0100	12	6	42-0262-1-119	47	11
41-0623	34	9	42-0154	23	1	42-0262-1-152	51	43
41-0624	34	5						