


brother

HIGH SPEED SINGLE-NEEDLE OVERLOCK MACHINE
EINZELNADEL-OVERLOCK-SCHNELLNÄHMASCHINE
MACHINE A UNE AIGUILLE POUR POINT DE SURJET
A HAUTE VITESSE
MAQUINA SOBREORILLADORA RAPIDA
CON AGUJA SENCILLA

EF4-B561

PARTS BOOK
TEILEKATALOG
LIVRE DES PIECES
LIBRO DE REFERENCIA DE PIEZAS

P561302






WILSON JONES OVERLOCK MACHINE
WILSON JONES OVERLOCK MACHINE


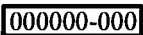

MACHINE WITH POINT OF PURCHASE
MACHINE WITH POINT OF PURCHASE
MACHINE WITH POINT OF PURCHASE
MACHINE WITH POINT OF PURCHASE






Notes for using this parts book

1. This book is applicable to sewing machines which have the same plate number as shown on the cover of this book (or correction sheet).
2. If the symbol  or  is in the "Parts No." column or the "Assembly No." column, please refer to the separate parts list (page 19).
3. The symbol  in the "Parts No." column indicates that the parts is not available for supply. If, however, there is a number in the "Assembly No." column, the parts can be ordered as an assembly. Please, therefore, order by using the Assembly No.
4. This book was prepared based on information available in January, 1984.
5. Parts are subject to changes in design without prior notice.


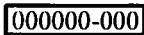

Anmerkungen zum Gebrauch dieses Stücklistebuches

1. Dieses Buch bezieht sich auf die Nähmaschinen mit derselben Kennungsnummer wie auf diesem Buchumschlag (oder auf dem Korrekturblatt).
2. Wenn in der stücknummer oder Gerätesatznummer Spalte das Zeichen  oder  steht, schlagen Sie bitte bei der gesonderte Stückliste (Seite 19) nach.
3. Dieses Zeichen  in der Spalte "Teilnummer" bedeutet, daß dieser Teil nicht lieferbar ist. Wenn jedoch in der Spalte "Gerätesatznummer" eine Nummer steht, kann dieser Teil als ein Geräteteilsatz bestellt werden. Bestellen Sie daher bitte mit dieser Gerätesatznummer.
4. Dieses Buch basiert auf den Informationen vom Januar 1984.
5. Modelländerungen sind vorbehalten.

Notes sur l'utilisation de ce manuel de pièces détachées

1. Ce manuel est destiné aux machines à coudre ayant le même numéro de plaque montré sur la couverture de ce manuel (ou sur la feuille de corrections).
2. Si le symbole  ou  est présent dans la colonne "No. de pièce" ou dans la colonne "No. de ensemble", se référer à la liste de pièces annexe (page 19).
3. Le symbole  dans la colonne "N° de pièce" signifie que la pièce ne peut être fournie. Si, dans la colonne "N° jeu de pces", il y a un numéro de nomenclature, la pièce peut être commandée comme faisant partie d'un jeu de pièces. Donc, pour toute commande, veuillez spécifier le n° du jeu de pièces.
4. Ce manuel a été fait d'après les renseignements valables au mois de Janvier 1984.
5. Les pièces peuvent être sujettes à des modifications sans préavis.

Notas para usar este Libro de Piezas

1. Este libro sirve para todas las máquinas de coser que llevan la misma placa de identificación que la que se puede ver en la tapa de este libro (o en la hoja de erratas).
2. De haber un símbolo  o el  en la columna del "Número de Pieza" o en la del "Número de Juego", habrá que ver la lista de piezas separada (página 19).
3. El símbolo , que se encuentra en la columna del "Número de Pieza", quiere decir que no se dispone de dicha pieza sola. Cuando, empero, hay un número en la columna del "Número de Juego", se podrá ordenar la pieza con todo el juego. Por lo tanto, será mejor hacer el pedido recurriendo al número del juego respectivo.
4. Este libro ha sido compilado basándose en los datos de que se disponía en Enero de 1984.
5. Las piezas quedan sujetas a cambios de diseño sin aviso previo.

CONTENTS

A. Machine body (1)	1
A. Machine body (2)	2
B. Crank shaft mechanism	3
C. Needle bar mechanism	4
D. Presser foot mechanism (1)	5
D. Presser foot mechanism (2)	6
E. Feed mechanism (1)	7
E. Feed mechanism (2)	8
F. Knife mechanism	9
G. Over looper mechanism	10
H. Under looper mechanism	11
J. Lubrication	12
K. Thread tension	13
L. Ruffler Attachment (1)	14
L. Ruffler Attachment (2)	15
M. Blind Hemming Attachment	16
N. Serging Attachment	16
Z. Accessories (1)	17
Z. Accessories (2)	18
DIFFERENT PARTS LIST	19
INDEX	25

INDICA

A. Maschinengehäuse (1)	1
A. Maschinengehäuse (2)	2
B. Kurbelwelle	3
C. Nadelstangenvorrichtung	4
D. Stoffdrückerfuß (1)	5
D. Stoffdrückerfuß (2)	6
E. Transportvorrichtung (1)	7
E. Transportvorrichtung (2)	8
F. Messer	9
G. Oberen Greifer	10
H. Unterer Greifer	11
J. Schmierung	12
K. Fadenspannung	13
L. Kräuselvorrichtung (1)	14
L. Kräuselvorrichtung (2)	15
M. Blindsaumstichvorrichtung	16
N. Überwendlichvorrichtung	16
Z. Zubehör (1)	17
Z. Zubehör (2)	18
ZUBEHÖRLISTE	19
VERZEICHNIS	25

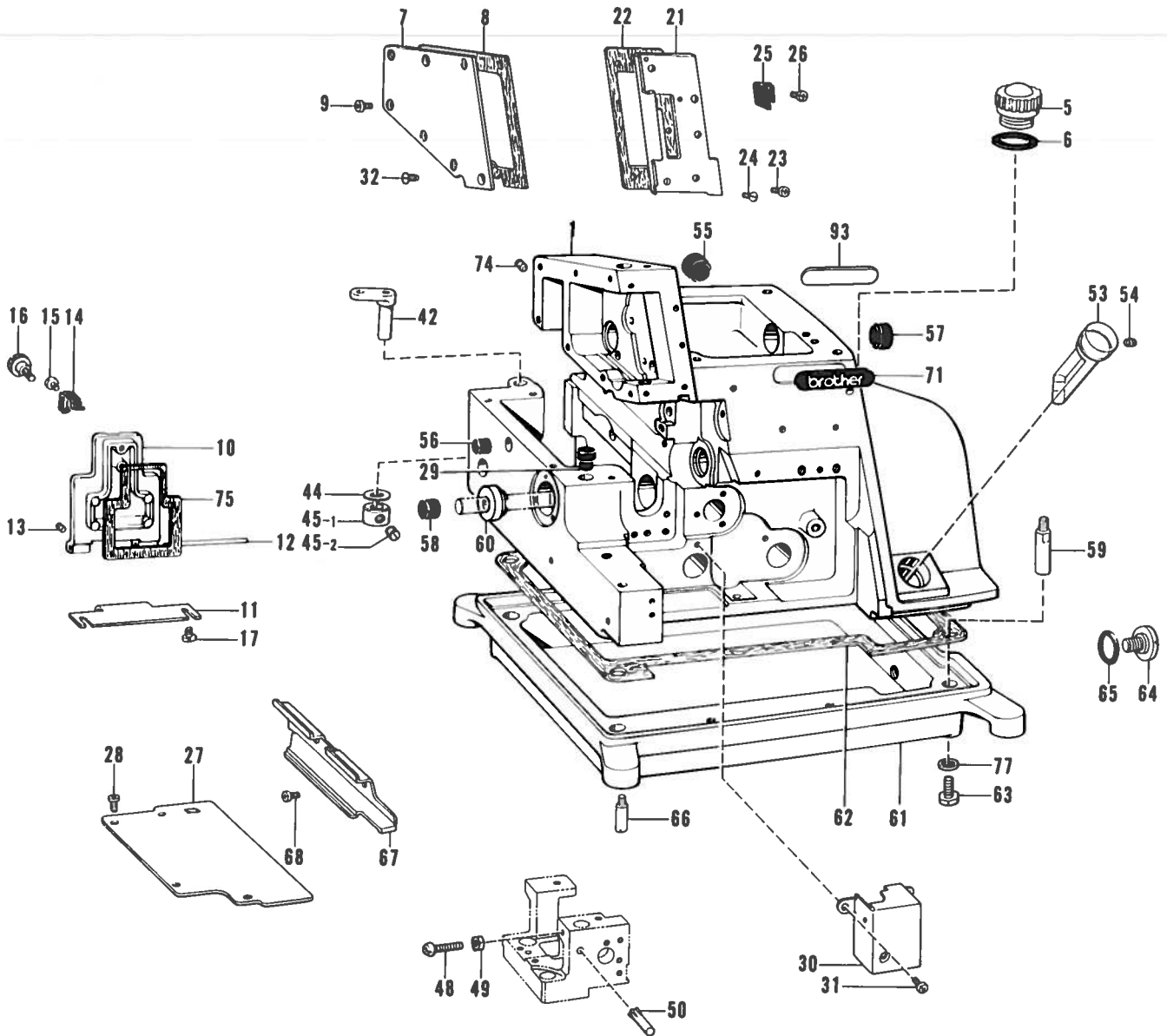
TABLE DES MATIERES

A. Corps de machine (1)	1
A. Corps de machine (2)	2
B. Mécanisme du vilebrequin	3
C. Mécanisme du la barre à aiguille	4
D. Mécanisme du pied presseur (1)	5
D. Mécanisme du pied presseur (2)	6
E. Mécanisme de l'entraînement (1)	7
E. Mécanisme de l'entraînement (2)	8
F. Mécanisme du couteau	9
G. Mécanisme du boucleur supérieur	10
H. Mécanisme du boucleur inférieur	11
J. Lubrification	12
K. Tension du fil	13
L. Accessoire pour fronces (1)	14
L. Accessoire pour fronces (2)	15
M. Accessoire pour ourlages en points invisibles	16
N. Accessoire pour couture sur tissus sergés	16
Z. Accessoires (1)	17
Z. Accessoires (2)	18
LISTE DES PIECES ACCESSOIRES	19
INDEX	25

INDICE

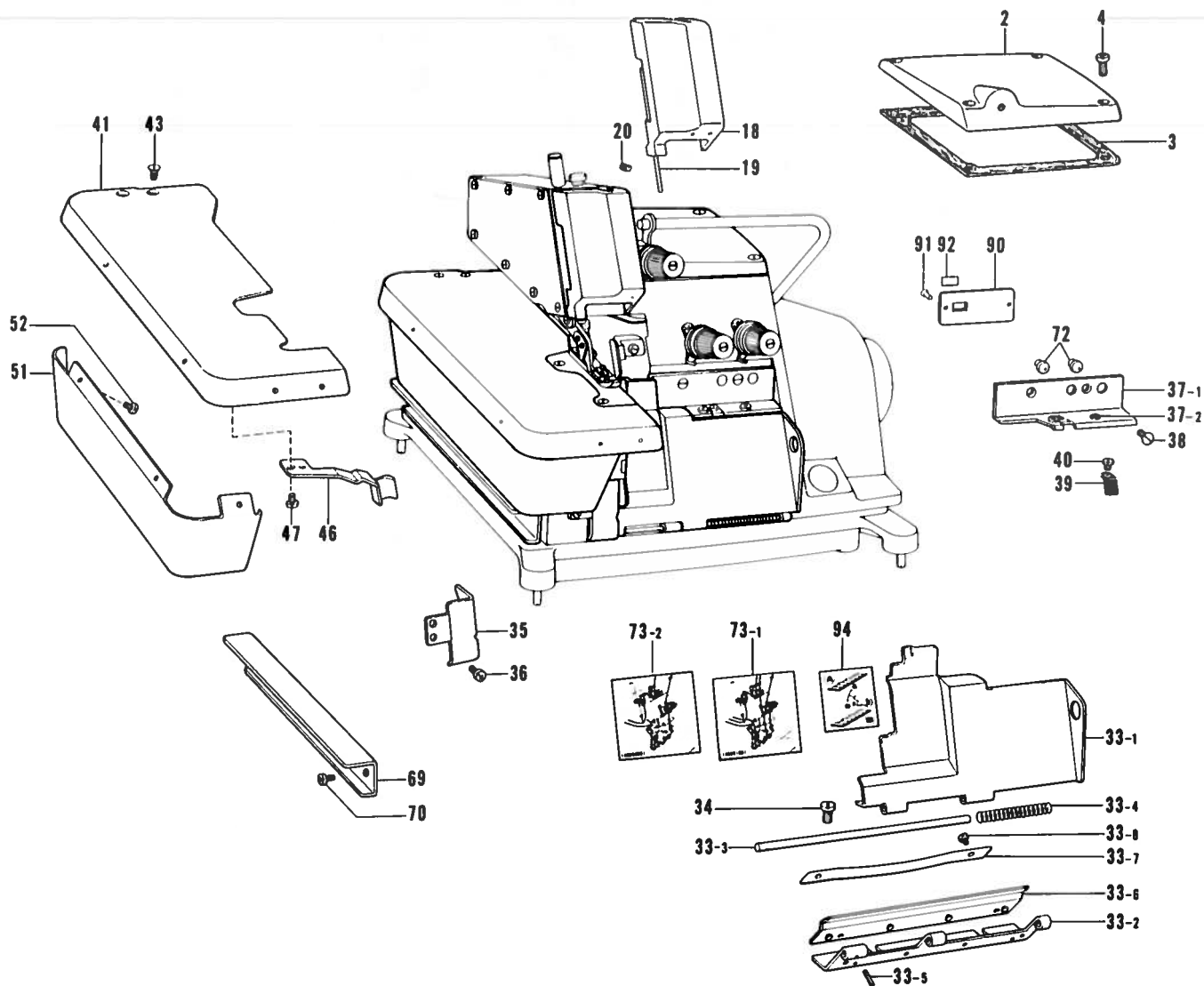
A. Cuerpo de la máquina (1)	1
A. Cuerpo de la máquina (2)	2
B. Mecanismo del cigüeñal	3
C. Mecanismo de la barra de aguja	4
D. Mecanismo del prensa telas (1)	5
D. Mecanismo del prensa telas (2)	6
E. Mecanismo de la alimentación (1) ..	7
E. Mecanismo de la alimentación (2) ..	8
F. Mecanismo del cuchilla	9
G. Mecanismo del presilladora superior	10
H. Mecanismo del presilladora inferior	11
J. Lubricación	12
K. Tension del hilo	13
L. Accesorio de fruncido (1)	14
L. Accesorio de fruncido (2)	15
M. Dispositivo de dobladillo para puntada invisible	16
N. Dispositivo de orillado con punto de surjete	16
Z. Accesorios (1)	17
Z. Accesorios (2)	18
LISTA DE PIEZAS ACCESORIAS	19
INDICE	25

A. Machine body (I) / Maschinengehäuse (I)
 Corps de machine (I) / Cuerpo de la máquina (I)



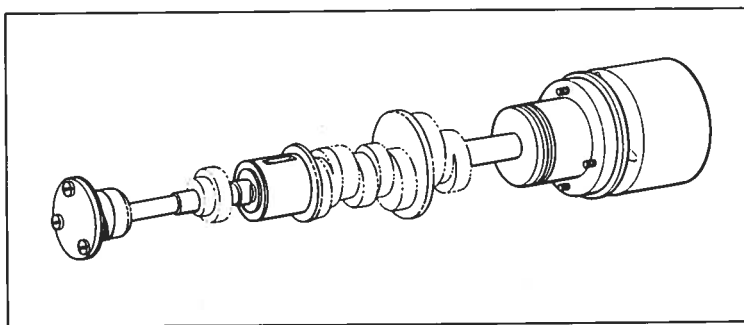
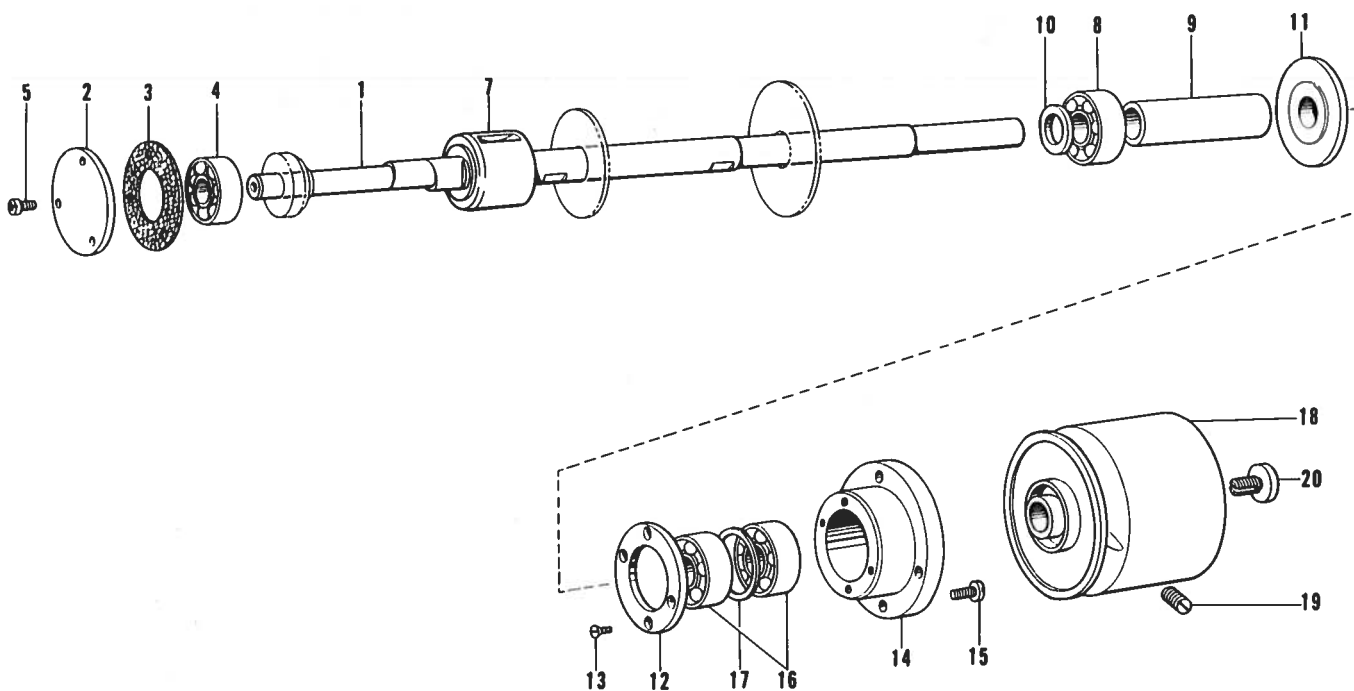
Ref. No.	Name of Parts	Q'ty	Parts No.	Assembly No.	Ref. No.	Name of Parts	Q'ty	Parts No.	Assembly No.
1	Machine Body	1			44	Washer	1	141183-000	
5	Cap for Oil Feeding Hole	1	146421-000		45-1	Set Collar	1		A-45
6	Packing	1	113589-001		45-2	Screw 6.35	2	101706-001	Collar Assembly
7	Cover for Needle Driving Mechanism	1	148067-001		48	Screw 3.57 - 40 x 14	1	062671-412	181969-003
8	Packing	1	148068-000		49	Nut 3.57	1	021670-202	
9	Screw 4.37 - 40 x 7	6	062680-716		50	Pin	1	117608-001	
10	Cover for Feed Mechanism (B)	1	148069-001		53	Oil Gauge	1	148084-001	
11	Feed Mechanism Cover Hinge	1	148070-001		54	Screw 4.37	1	014680-422	
12	Illinge Shaft	1	148071-000		55	Oil Cap	1	140066-001	
13	Screw 3.18	1	146427-001		56	Oil Cap	1	146315-000	
14	Stopper Spring	1	148072-001		57	Oil Cap	1	140066-001	
15	Screw 3.57 - 40 x 6	1	062670-612		58	Oil Cap	1	140065-001	
16	Screw 3.57	1	129984-002		59	Machine Body Leg	4	148085-001	
17	Screw 4.37 - 40 x 7	2	062680-712		60	Bushing	1	148086-000	
21	Face Plate	1	148074-001		61	Oil Reservoir	1	148087-001	
22	Packing	1	148075-000		62	Packing	1	148088-000	
23	Screw 3.57 - 40 x 6	2	062670-612		63	Bolt 6.35 x 16	4	017771-612	
24	Screw 3.57	1	102843-004		64	Screw 9.52	1	110641-002	
25	Stopper Spring	1	140041-001		65	Packing	1	109203-001	
26	Screw 3.57 - 40 x 6	1	062670-612		66	Set Pin for Cushion	4	140077-001	
27	Cover for Feed Mechanism (A)	1	148076-001		67	Cloth Guide (L)	1	148089-001	
28	Screw 3.57 - 40 x 6	4	062670-612		68	Screw 3.57 - 40 x 6	2	062670-612	
29	Cloth Plate Cushion	1	148077-001		71	Name Plate	1		
30	Inside Cover	1	148078-001		74	Screw 5.95	2	013760-612	
31	Screw 3.57 - 40 x 6	2	062670-612		75	Packing	1	148859-000	
32	Screw 4.37	1	100032-003		77	Washer	4	159476-000	
42	Cloth Plate Supporter	1	143374-001		93	Parts Book Number Plate	1		

A. Machine body (2) / Maschinengehäuse (2)
 Corps de machine (2) / Cuerpo de la máquina (2)



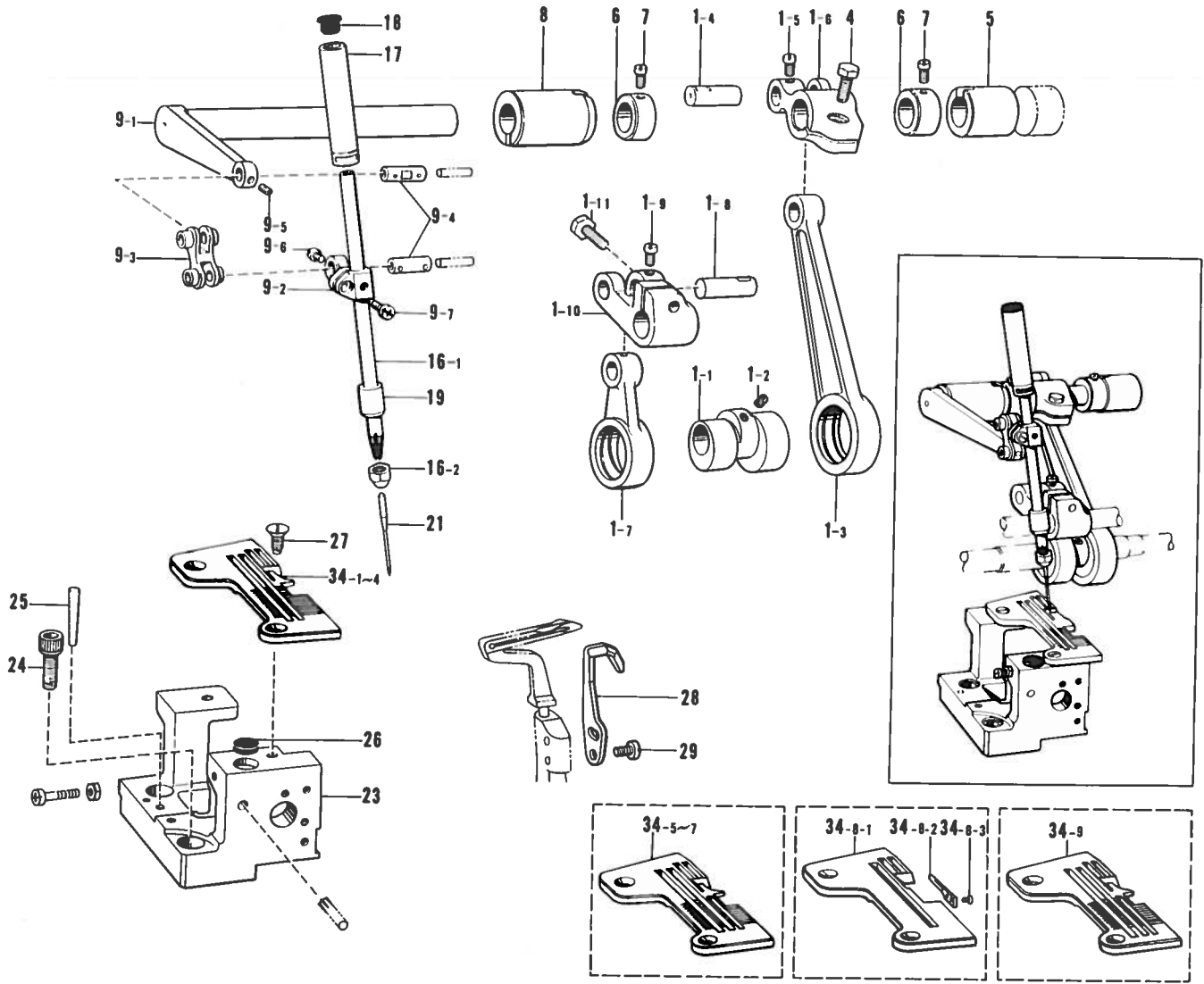
Ref. No.	Name of Parts	Q'ty	Parts No.	Assembly No.	Ref. No.	Name of Parts	Q'ty	Parts No.	Assembly No.
2	Top Cover	1	148065-001		38	Screw 4.37	2	117160-001	
3	Packing	1	148066-000		39	Stopper Spring for Front Cover	1	146446-001	
4	Screw 437 - 40 x 14	4	062681-412		40	Screw 3.57 x 4.5	1	123185-001	
18	Face Plate Cover	1	148073-001		41	Cloth Plate	1	148082-001	
19	Pin for Face Plate	1	146426-000		43	Screw 4.37	2	100032-003	
20	Screw 3.18	1	146427-001		46	Stopper Spring for Cloth Plate	1	148304-001	
33-1	Front Cover	1		A-33 Front Cover Assembly 148982-001	47	Screw 357 - 40 x 6	2	062670-612	
33-2	Front Cover Hinge	1	146440-001		51	Cloth Plate Lower	1	148083-001	
33-3	Shaft for Front Cover	1	146441-000		52	Screw 3.57	3	106568-003	
33-4	Spring	1	146442-001		69	Frame Hanger	1	148090-001	
33-5	Spring Pin 1.4 x 8	1	047140-842		70	Screw 437 - 40 x 7	3	062680-712	
33-6	Hinge Cover	1	148984-001		72	Oil Cap	2	143196-001	
33-7	Hinge Cover Presser Plate	1	152194-001		73-1	Threading Diagram	1	148091-001	
33-8	Screw 357 - 40 x 4	2	062670-412		73-2	Threading Diagram	1	148092-001	
34	Screw 4.37	2	107407-003	90	Model Plate B561	1			
35	Front Cover Guide	1	148081-001	91	Pin	2			
36	Screw 357 - 40 x 6	2	062670-612	92	Label	1	146974-		
37-1	Supporter for Front Cover	1		94	Label	1	147943-001		
37-2	Thread Bushing	2	146924-000						

B. Crank shaft mechanism / Kurbelwelle
Mécanisme du vilebrequin / Mecanismo del cigüeñal



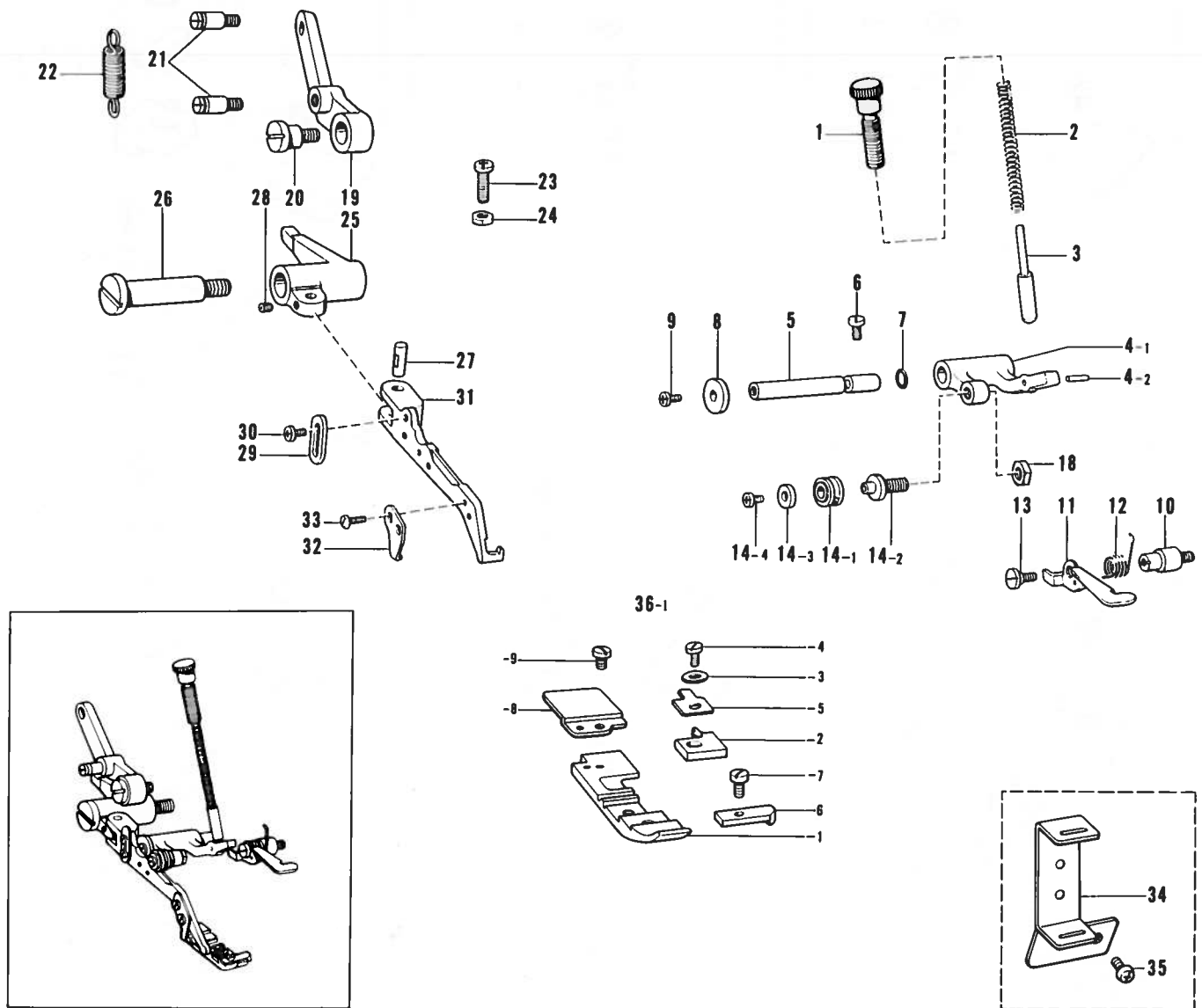
Ref. No.	Name of Parts	Q'ty	Parts No.	Assembly No.	Ref. No.	Name of Parts	Q'ty	Parts No.	Assembly No.
1	Crank Shaft	1	148109-001		12	Bearing Cover	1	110673-000	
2	Bearing Cap	1	143311-001		13	Screw 3.18	4	107244-001	
3	Packing	1	143312-000		14	Bearing Case	1	110670-000	
4	Bearing 6000	1	072600-000		15	Screw 437 - 40 x 10	4	062681-012	
5	Scerw 357 - 40 x 8	3	062670-812		16	Bearing 6001	2	072600-100	
7	Crank Shaft Bushing (L) Assembly	1	148373-000		17	Thrust Washer	1	110672-000	
8	Bearing 6001	1	072600-100		18	Pulley	1	140085-003	
9	Crank Shaft Bushing (L) Assembly	1	148111-000		19	Screw 5.95	2	013761-410	
10	Spacer	1	148112-000		20	Cap Screw	1	140180-001	
11	Oil Rejector	1	140084-000						

C. Needle bar mechanism / Nadelstangenvorrichtung
 Mécanisme de la barre à aiguille / Mecanismo de la barra de aguja



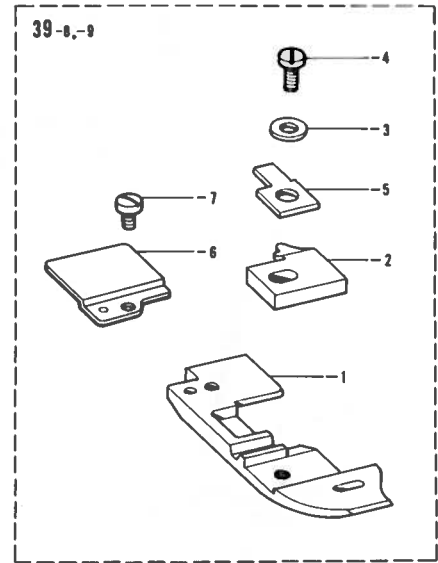
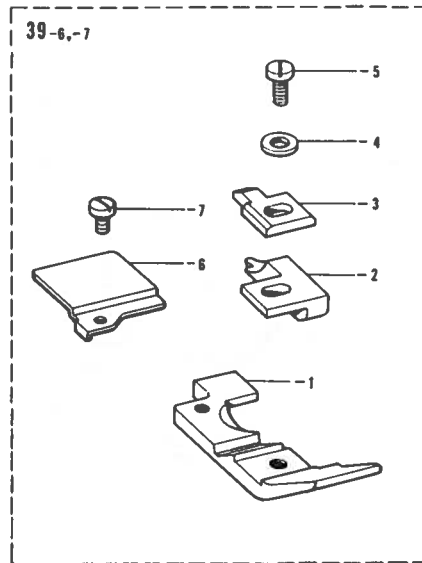
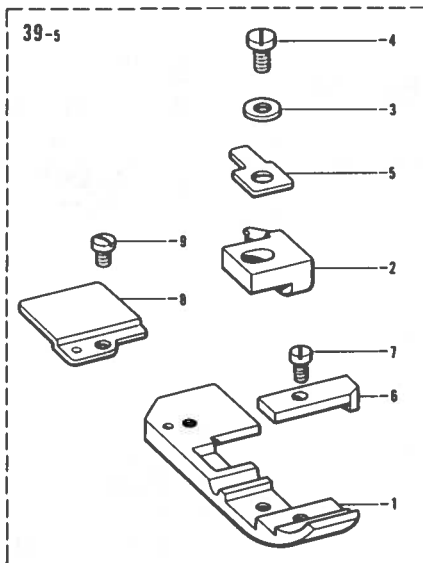
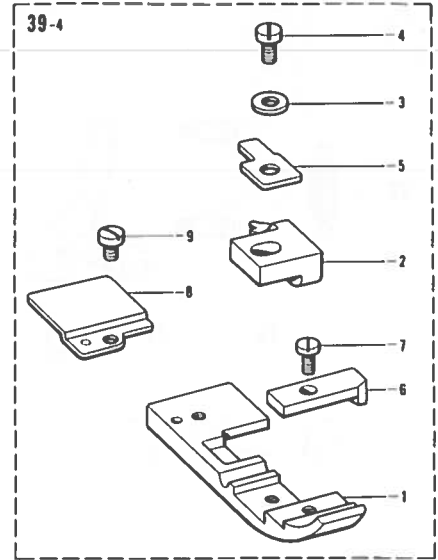
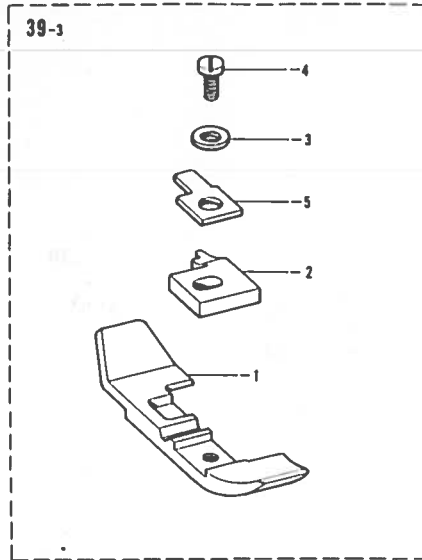
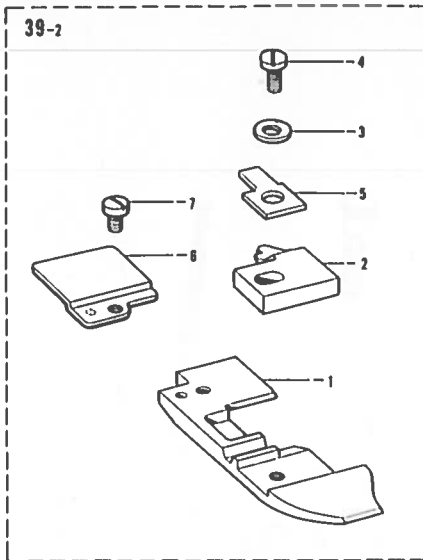
Ref. No.	Name of Parts	Q'ty	Parts No.	Assembly No.	Ref. No.	Name of Parts	Q'ty	Parts No.	Assembly No.
1-1	Needle Bar, Upper Knife Eccentric Cam	1		C-1 Needle Arm Driving Crank Rod Assembly 148858-001	16-1	Needle Bar	1		C-16 Needle Bar Assembly 147629-001
1-2	Screw 6.35	2	148857-001		16-2	Needle Clamp Nut	1	147631-001	
1-3	Needle Bar Driving Crank Rod	1			17	Needle Bar Bushing (U)	1	148123-001	
1-4	Rod Pin	1	148117-001		18	Cap	1	114255-002	
1-5	Screw 4.37	1	100366-001		19	Needle Bar Bushing (D)	1	146486-000	
1-6	Needle Arm Driving Lever	1	148118-001		21	Needle DC x 1	1	112297-	
1-7	Upper Knife Driving Rod	1			23	Needle Plate Support Bracket	1	148124-002	
1-8	Rod Pin	1	148117-001		24	Bolt 6 x 16	2	018061-622	
1-9	Screw 4.37	1	100366-001		25	Pin	1	107351-001	
1-10	Upper Knife Driving Lever	1			26	Cloth Plate Cushion (B)	1	111486-001	
1-11	Bolt 5.95 x 16	1	017761-612		27	Screw 4.37	2	100032-003	
4	Bolt 5.95 x 16	1	017761-612	28	Movable Needle Guard	1	144127-001		
5	Needle Shaft Bushing (Right)	1	148120-000	29	Screw 357 - 40 x 8	2	062670-812		
6	Set Collar	2	140092-001	34-1	Needle Plate	1	146730-001	C-34-8 Needle Plate 153544-001 (Curling)	
7	Screw 4.37	4	100366-001	34-2	Needle Plate	1	146731-001		
8	Needle Shaft Bushing (Left)	1	148121-000	34-3	Needle Plate	1	146732-001		
9-1	Needle Bar Crank Shaft	1		34-4	Needle Plate	1	146733-001		
9-2	Needle Bar Clamp	1	148122-001	34-5	Needle Plate	1	146734-001		
9-3	Needle Bar Link	1	148270-001	34-6	Needle Plate	1	146735-001		
9-4	Needle Bar Link Stud	2	148271-001	34-7	Needle Plate	1	146736-001		
9-5	Screw 3.18	1	146427-001	34-8-1	Needle Plate	1			
9-6	Screw 318 - 40 x 4	1	062660-412	34-8-2	Tongue Plate	1	148354-101		
9-7	Screw 357 - 40 x 8	1	062670-812	34-8-3	Screw 1.59	2	148355-001		
				34-9	Needle Plate (Ruffing)	1	146737-001		

D. Presser foot mechanism (I) / Stoffdrückerfuß (I)
 Mécanisme du pied presseur (I) / Mecanismo del prensa telas (I)



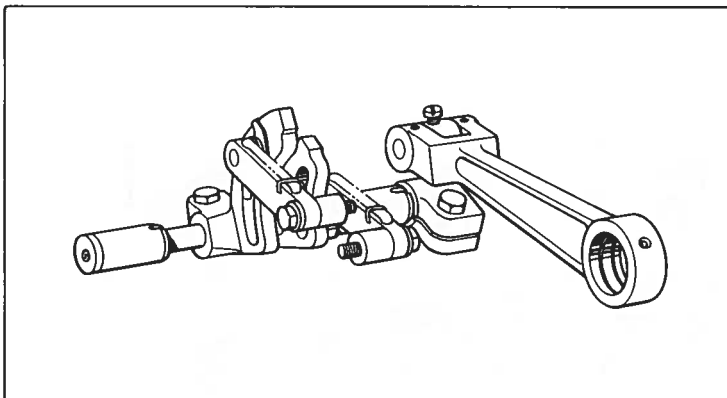
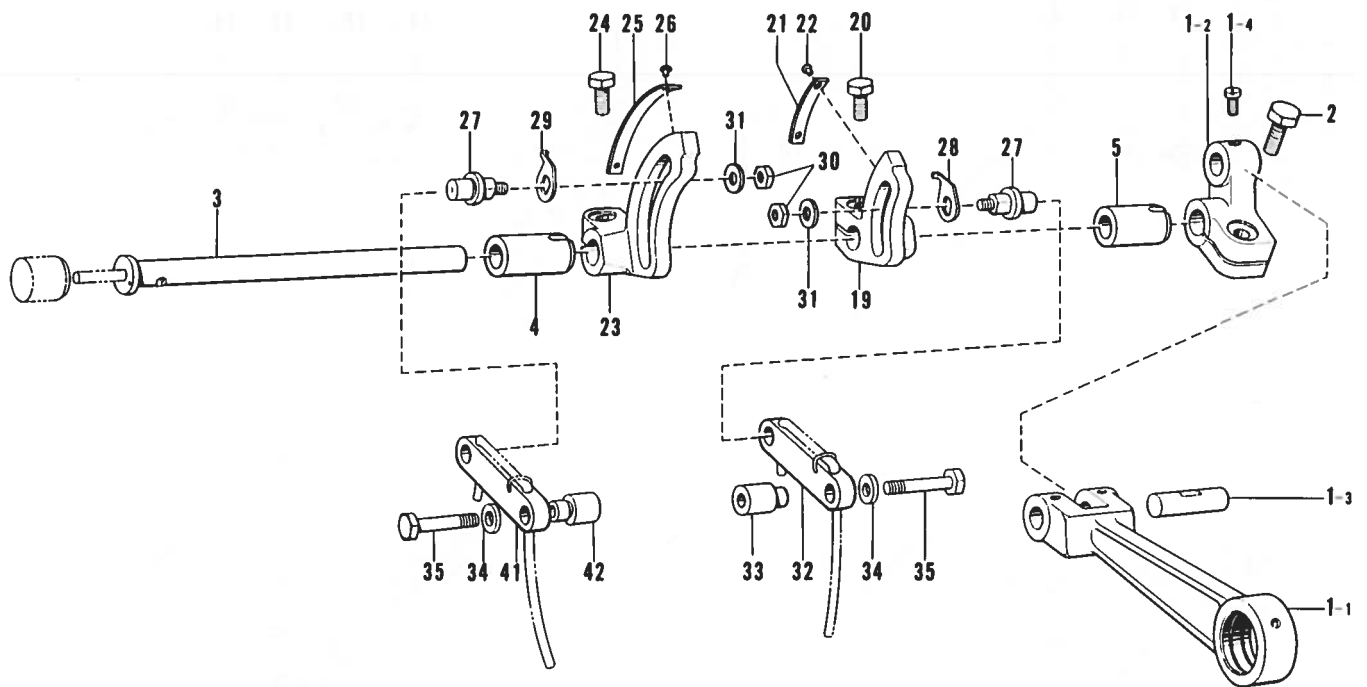
Ref. No.	Name of Parts	Q'ty	Parts No.	Assembly No.	Ref. No.	Name of Parts	Q'ty	Parts No.	Assembly No.
1	Presser Adjusting Screw	1	148128-001		22	Spring	1	148145-001	
2	Spring	1	148129-001		23	Screw 437 - 40 x 16	1	062681-612	
3	Pin	1	148130-001		24	Nut 4.37	1	021680-202	
4-1	Presser Bar Lever	1		D-4 Presser Bar Lever Assembly 148131-001	25	Presser Foot Supporter	1	148146-001	
4-2	Rollar	1	148133-001		26	Stud Screw 7.94	1	148147-001	
5	Presser Bar Lever Shaft	1	148134-001		27	Pin	1	158438-001	
6	Screw 4.37	1	104908-001		28	Screw 3.18	1	146427-001	
7	"O" Ring PW 2	1	081002-670		29	Presser Arm Stopper	1	148148-001	
8	Washer	1	148135-001		30	Screw 318 - 40 x 4	2	062660-412	
9	Screw 437 - 40 x 7	1	062680-712		31	Main Presser Arm	1	148149-001	
10	Presser Bar Lifter Bracket	1	148136-001		32	Presser Foot Stopper	1	140504-001	
11	Presser Bar Lifter	1	148137-001		33	Screw 318 - 40 x 5	2	060660-512	
12	Spring	1	148138-001		34	Tape Guide	1	146883-001	
13	Stud Screw 3.57	1	148139-001		35	Screw 318 - 40 x 4	2	062660-412	
14-1	Presser Arm Roller	1		D-14 Presser Arm Roller Assembly 148346-001	36-1-1	Presser Foot	1		D-36-1 Presser Foot Assembly 146884-101
14-2	Presser Arm Roller Stud	1			36-1-2	Presser Foot Stitch Tongue	1	146886-001	
14-3	Washer	1	148813-001		36-1-3	Washer 3	1	025030-132	
14-4	Screw 357 - 40 x 5	1	062670-512		36-1-4	Screw 3.18	1	100080-004	
18	Nut 5.95	1	100022-005		36-1-5	Presser Foot Hinge Spring	1	146887-001	
19	Presser Foot Lifter Lever	1	148143-001	36-1-6	Presser Foot (Front)	1	146888-001		
20	Stud Screw 6.35	1	141528-002	36-1-7	Screw 2.38 x 3.5	1	S01295-001		
21	Spring Hook	2	148144-001	36-1-8	Presser Foot (Rear)	1	154969-001		
				36-1-9	Screw 2.38	1	105288-001		

D. Presser foot mechanism (2) / Stoffdrückerfuß (2)
 Mécanisme du pied presseur (2) / Mecanismo del prensa telas (2)



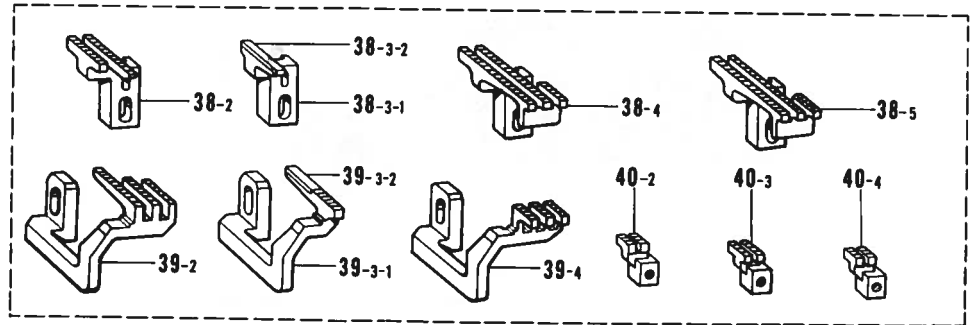
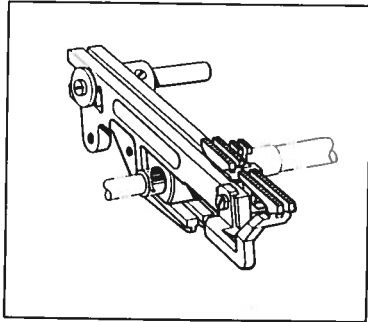
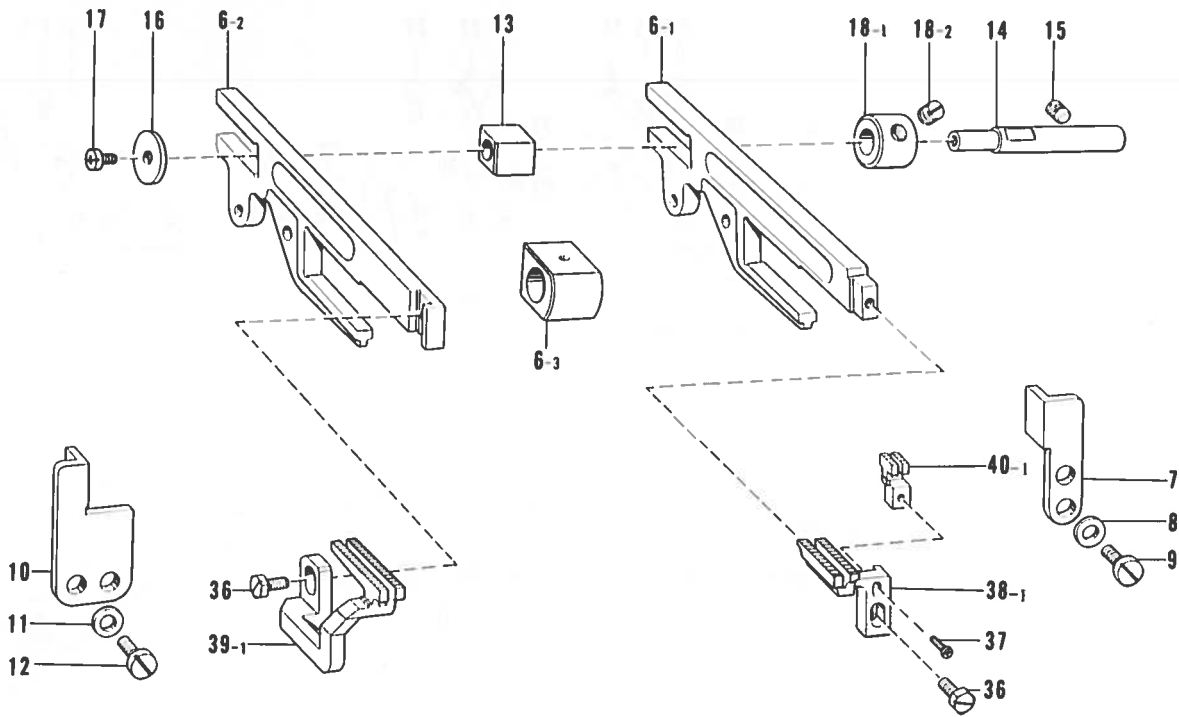
Ref. No.	Name of Parts	Q'ty	Parts No.	Assembly No.	Ref. No.	Name of Parts	Q'ty	Parts No.	Assembly No.
36-2-1	Presser Foot	1		D-36-2 Presser Foot Assembly 154974-001 (Bulky)	36-6-1	Presser Foot (U)	1		D-36-6 Presser Foot Assembly 154971-001 (Ruffling)
36-2-2	Presser Foot Stitch Tongue	1	146900-001		36-6-2	Presser Foot Stitch Tongue (U)	1	144813-001	
36-2-3	Washer 3	1	025030-132		36-6-3	Presser Foot Plate	1	144091-001	
36-2-4	Screw 3.18	1	100080-004		36-6-4	Washer 3	1	025030-132	
36-2-5	Presser Foot Hinge Spring	1	146887-001		36-6-5	Screw 3.18	1	100080-004	
36-2-6	Presser Foot (Rear)	1	154969-001	36-6-6	Presser Foot (Rear)	1	154972-001	D-36-7 Presser Foot Assembly 154975-001 (Piping, Ruffler)	
36-2-7	Screw 2.38	1	105288-001	36-6-7	Screw 2.38	1	105288-001		
36-3-1	Presser Foot	1		36-7-1	Presser Foot	1			
36-3-2	Presser Foot Stitch Tongue	1	146892-001	36-7-2	Presser Foot Stitch Tongue (U)	1	144813-001		
36-3-3	Washer 3	1	025030-132	36-7-3	Presser Foot Plate	1	144091-001		
36-3-4	Screw 3.18	1	100080-004	36-7-4	Washer 3	1	025030-132	D-36-8 Presser Foot Assembly 159367-001 (Taping 3mm)	
36-3-5	Presser Foot Hinge Spring	1	146887-001	36-7-5	Screw 3.18	1	100080-004		
36-4-1	Presser Foot	1		36-7-6	Presser Foot (Rear)	1	154972-001		
36-4-2	Presser Foot Stitch Tongue	1	146894-001	36-7-7	Screw 2.38	1	105288-001		
36-4-3	Washer 3	1	025030-132	36-8-1	Presser Foot	1			
36-4-4	Screw 3.18	1	100080-004	36-8-2	Presser Foot Stitch Tongue	1	159369-001	D-36-9 Presser Foot Assembly 146895-101 (Taping)	
36-4-5	Presser Foot Hinge Spring	1	146887-001	36-8-3	Washer 3	1	025030-132		
36-4-6	Presser Foot (Front)	1	146888-001	36-8-4	Screw 3.18	1	100080-004		
36-4-7	Screw 2.38 x 3.5	1	S01295-001	36-8-5	Presser Foot Hinge Spring	1	146887-001		
36-4-8	Presser Foot (Rear)	1	154969-001	36-8-6	Presser Foot (Rear)	1	154969-001		
36-4-9	Screw 2.38	1	105288-001	36-8-7	Screw 2.38	1	105288-001	D-36-9 Presser Foot Assembly 146895-101 (Taping)	
36-5-1	Presser Foot	1		36-9-1	Presser Foot	1			
36-5-2	Presser Foot Stitch Tongue	1	148313-001	36-9-2	Presser Foot Stitch Tongue	1	146897-001		
36-5-3	Washer 3	1	025030-132	36-9-3	Washer 3	1	025030-132		
36-5-4	Screw 3.18	1	100080-004	36-9-4	Screw 3.18	1	100080-004		
36-5-5	Presser Foot Hinge Spring	1	146887-001	36-9-5	Presser Foot Hinge Spring	1	146887-001	D-36-9 Presser Foot Assembly 146895-101 (Taping)	
36-5-6	Presser Foot (Front)	1	146888-001	36-9-6	Presser Foot (Rear)	1	154969-001		
36-5-7	Screw 2.38 x 3.5	1	S01295-001	36-9-7	Screw 2.38	1	105288-001		
36-5-8	Presser Foot (Rear)	1	154969-001						
36-5-9	Screw 2.38	1	105288-001						

E. Feed mechanism (1) / Transportvorrichtung (1)
 Mécanisme de l'entraînement (1) / Mecanismo de la alimentación (1)



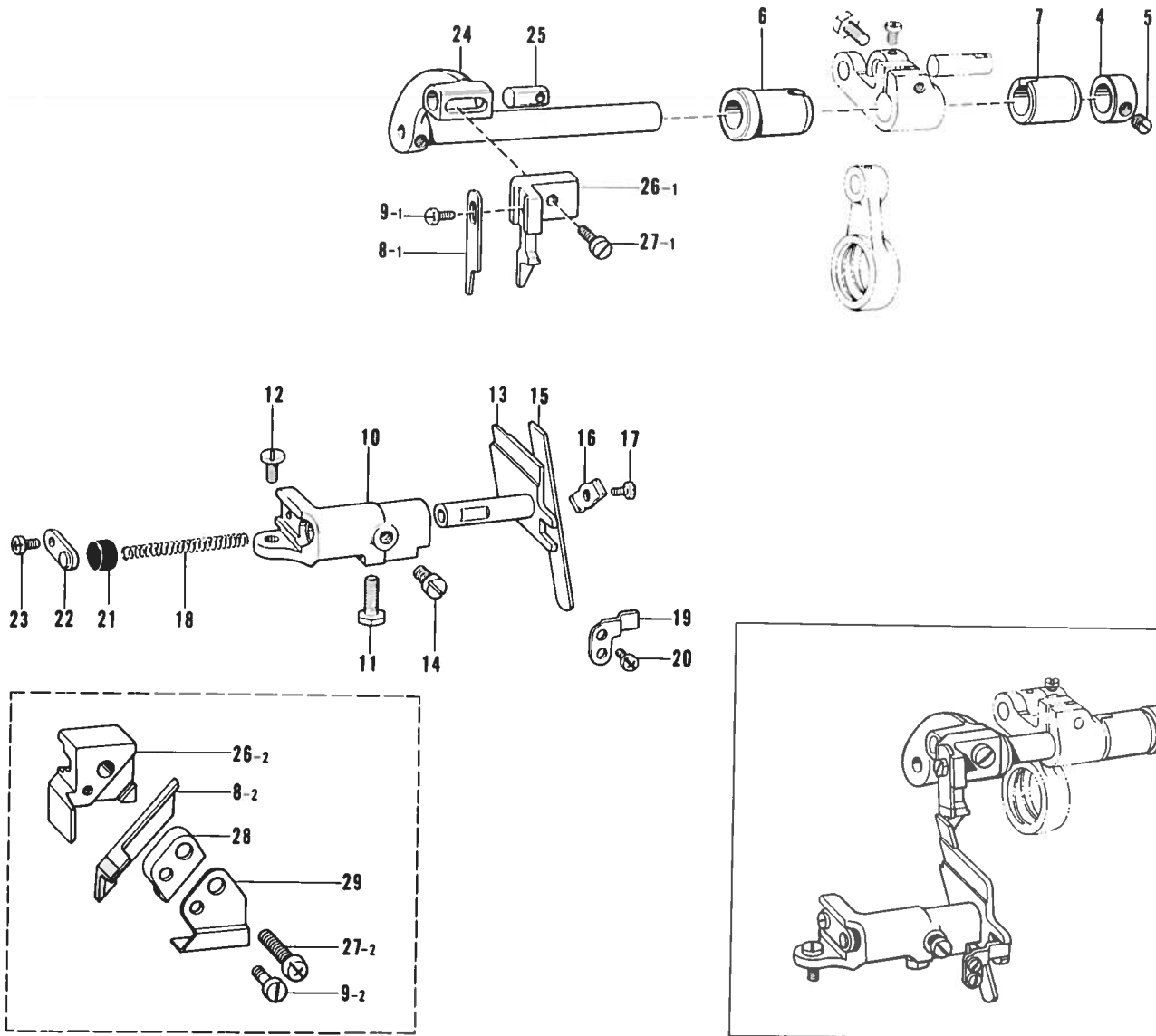
Ref. No.	Name of Parts	Q'ty	Parts No.	Assembly No.	Ref. No.	Name of Parts	Q'ty	Parts No.	Assembly No.
1-1	Feed Rod	1		E-1 Feed Rod Assembly 148163-001	25	Indicator Plate	1	148180-001	
1-2	Feed Arm	1			26	Pin	2	116231-001	
1-3	Feed Arm Pin	1	148166-001		27	Feed Link Shaft	2	148181-001	
1-4	Screw 4.37	1	100366-001		28	Feed Link Indicator Plate (Right)	1	148182-001	
2	Bolt 5.95 x 14	1	017761-412		29	Feed Link Indicator Plate (Left)	1	148183-001	
3	Feed Shaft	1	148167-001		30	Nut 4.76	2	148838-001	
4	Feed Shaft Bushing (Left)	1	148168-000		31	Washer	2	148847-001	
5	Feed Shaft Bushing (Right)	1	148169-000		32	Feed Link	1	148184-000	
19	Main Feed Arm	1	148177-001		33	Feed Link Bushing	1	148185-001	
20	Bolt 5.95 x 14	1	017761-412		34	Washer	2	140208-001	
21	Indicator Plate	1	148178-001		35	Bolt 4.76	2	148186-001	
22	Pin	2	116231-001		41	Feed Link	1	148403-001	
23	Differential Feed Arm	1	148179-001		42	Feed Link Bushing	1	148404-001	
24	Bolt 5.95 x 14	1	017761-412						

E. Feed mechanism (2) / Transportvorrichtung (2)
 Mécanisme de l'entraînement (2) / Mecanismo de la alimentación (2)



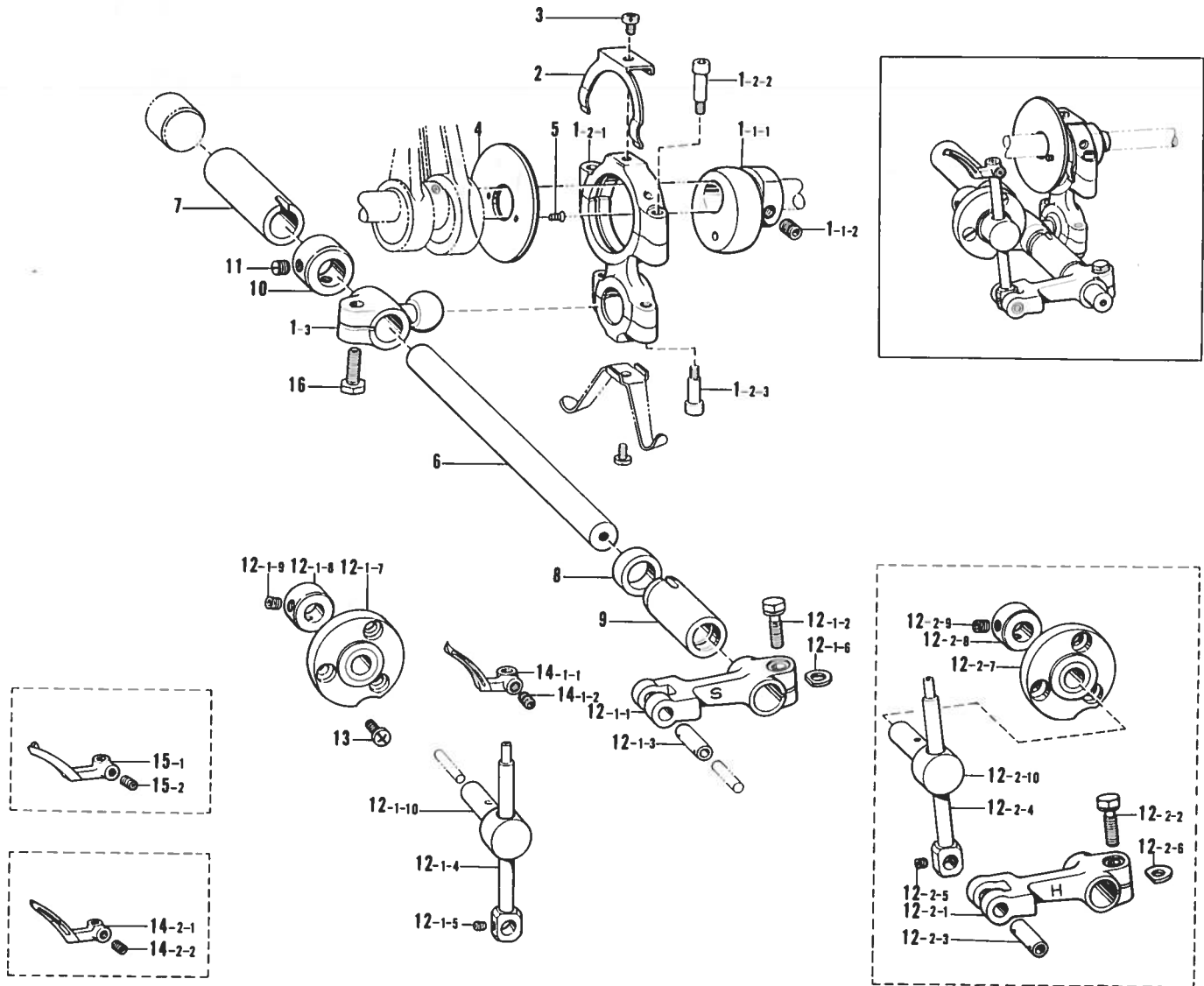
Ref. No.	Name of Parts	Q'ty	Parts No.	Assembly No.	Ref. No.	Name of Parts	Q'ty	Parts No.	Assembly No.
6-1	Main Feed Bar	1		E-6 Feed Bar Guide Block Assembly 148262-001	38-1	Main Feed Dog	1	146744-001	
6-2	Differential Feed Bar	1			38-2	Main Feed Dog (Bulky)	1	148187-001	
6-3	Feed Lifting Slide Block	1	148173-000		38-3-1	Main Feed Dog	1	153550-001	E-38-3 Main Feed Dog 153549-001 (Curling)
7	Feed Bar Guide (Right)	1	148174-000		38-3-2	Rubber Plate	1	153551-000	
8	Washer	2	113431-002		38-4	Main Feed Dog (Ruffling)	1	148188-001	
9	Screw 4.37	2	107407-003		38-5	Main Feed Dog (Piping, Ruffling)	1	148754-001	
10	Feed Bar Guide (Left)	1	148175-000		39-1	Differential Feed Dog	1	146748-001	
11	Washer	2	113431-002		39-2	Differential Feed Dog (Bulky)	1	146750-001	
12	Screw 4.37	2	107407-003		39-3-1	Differential Feed Dog	1	153553-001	E-39-3 Differential Feed Dog 153552-001 (Curling)
13	Feed Bar Guide Block	1	146547-000		39-3-2	Rubber Plate	1	153554-000	
14	Feed Bar Guide Block Shaft	1	148176-001		39-4	Differential Feed Dog (Ruffling)	1	146751-001	
15	Screw 6.35 x 6	1	014770-622		40-1	Chain Feed Dog	1	146577-001	
16	Slide Plate	1	146549-001		40-2	Chain Feed Dog (Bulky, Ruffling)	1	148189-001	
17	Screw 4.37 - 40 x 7	1	062680-712	40-3	Chain Feed Dog (Curling)	1	153555-001		
18-1	Set Collar	1		40-4	Chain Feed Dog (Piping, Ruffling)	1	148753-001		
18-2	Screw 6.35	2	101706-001						
36	Bolt 4.37	2	117516-001						
37	Screw 238 - 56 x 8	1	062630-812						

F. Knife mechanism / Messer
 Mécanisme du couteau / Mecanismo del cuchilla



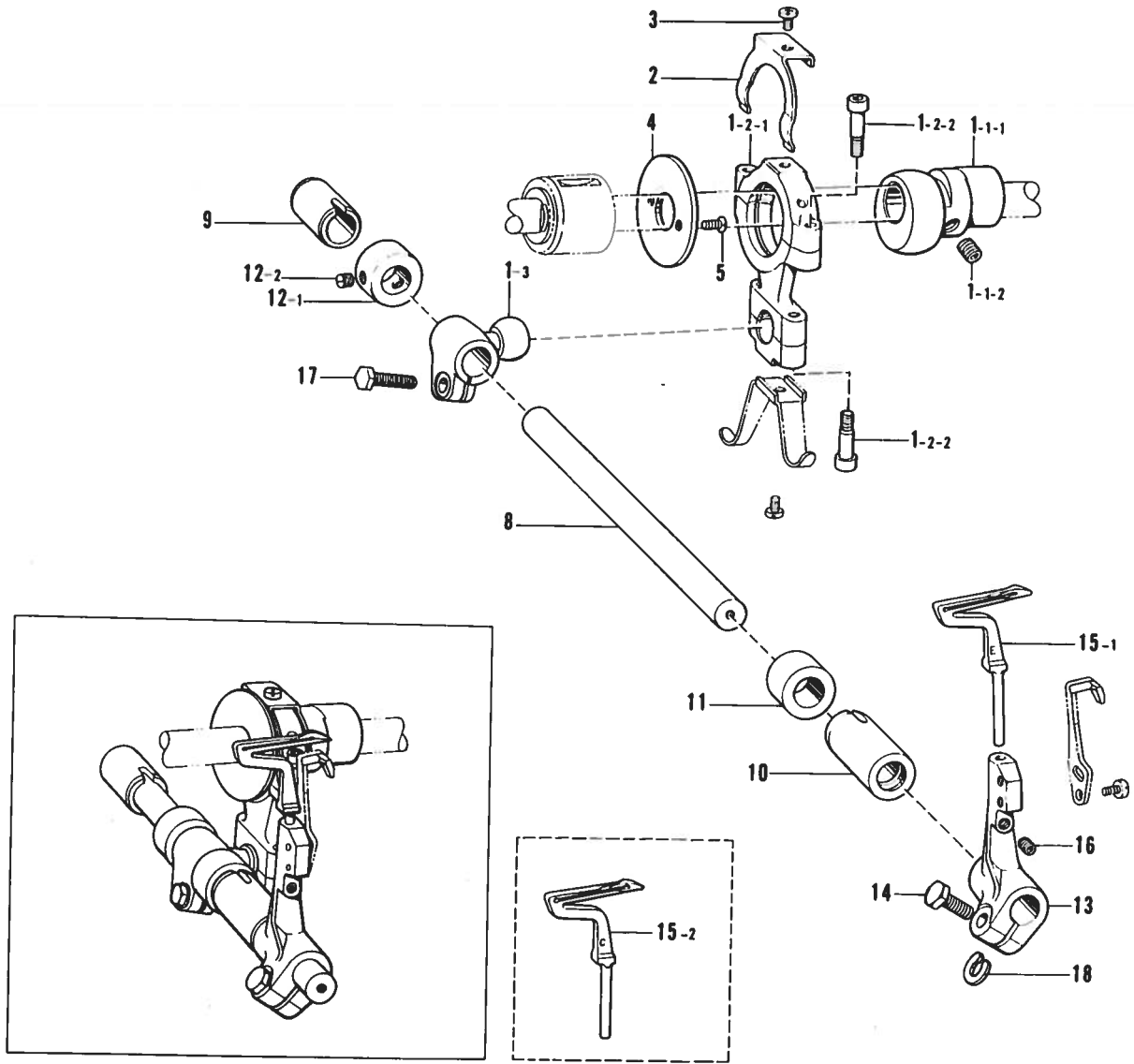
Ref. No.	Name of Parts	Q'ty	Parts No.	Assembly No.	Ref. No.	Name of Parts	Q'ty	Parts No.	Assembly No.
4	Set Collar	1	146581-001		17	Bolt 4.37	1	117516-001	
5	Screw 5.95	2	100260-001		18	Spring	1	146584-001	
6	Knife Driving Shaft Bushing (Left)	1	148196-000		19	Lower Knife Holder Guide	1	146585-001	
7	Knife Driving Shaft Bushing (Right)	1	148197-000		20	Screw 357 - 40 x 6	2	062670-612	
8-1	Upper Knife	1	148198-001		21	Oil Cap	1	146586-000	
8-2	Upper Knife	1	148342-001		22	Lower Knife Holder Spring Stopper	1	140248-001	
9-1	Bolt 3.57	1	144075-001		23	Screw 437 - 40 x 7	1	062680-712	
9-2	Screw 3.57	1	113050-001		24	Upper Knife Driving Arm	1	146580-001	
10	Lower Knife Holder Supporter	1	146582-001		25	Nut	1	148281-001	
11	Bolt 6.35 x 16	1	017771-612		26-1	Upper Knife Holder	1	144073-001	
12	Screw 4.37	1	107407-003		26-2	Upper Knife Holder	1	148341-001	
13	Lower Knife Holder	1	146754-001		27-1	Screw 4.37	1	107407-003	
14	Screw 6.35	1	102627-001		27-2	Screw 437 - 40 x 16	1	062681-612	
15	Lower Knife	1	112436-001		28	Upper Knife Presser	1	148343-001	
16	Lower Knife Presser Plate	1	117515-001		29	Upper Knife Presser Plate	1	148344-001	

G. Over looper mechanism / Oberen Greifer
 Mécanisme du boucleur supérieur / Mecanismo del presilladora superior



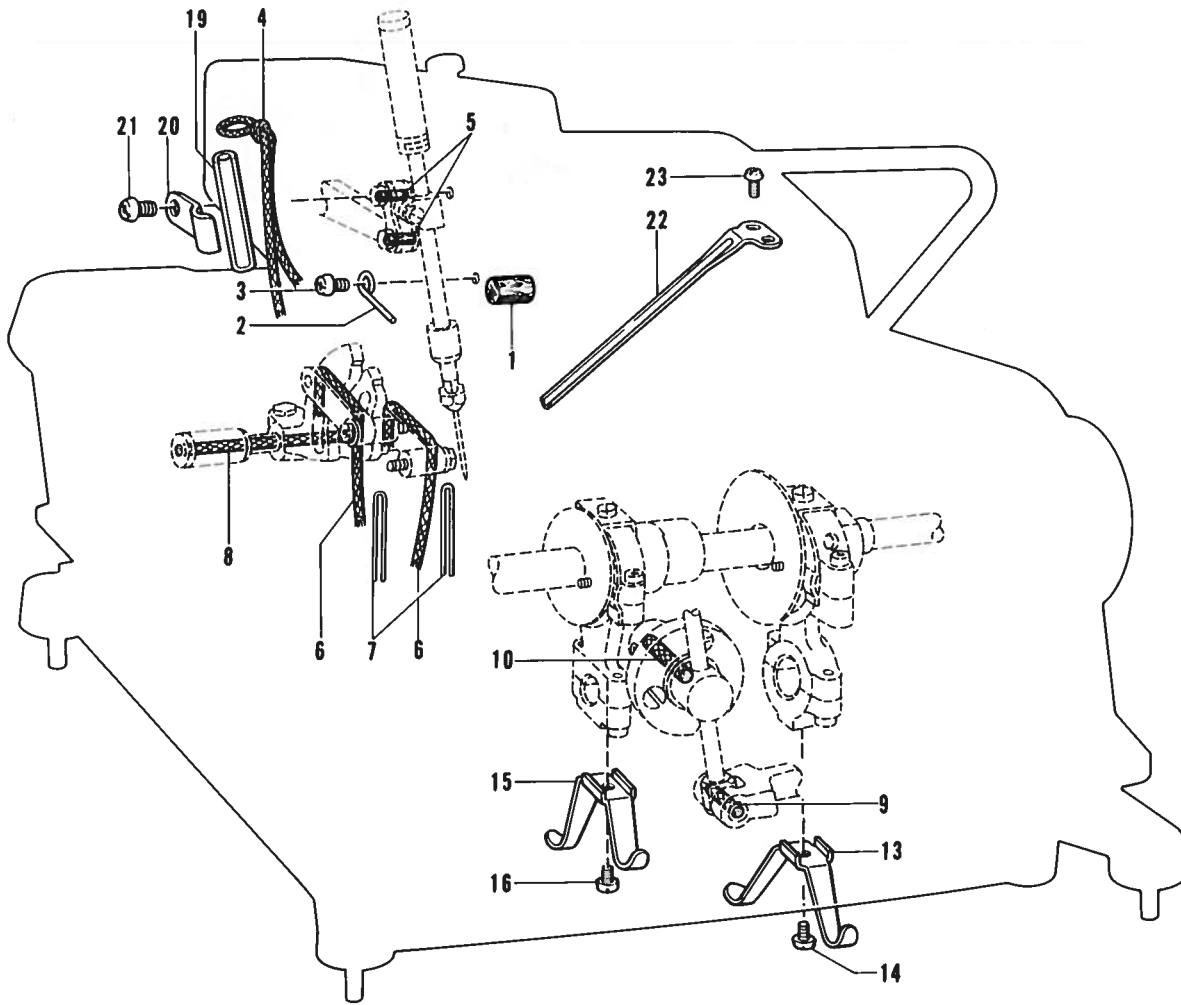
Ref. No.	Name of Parts	Q'ty	Parts No.	Assembly No.	Ref. No.	Name of Parts	Q'ty	Parts No.	Assembly No.
1-1-1	Over Looper Eccentric Cam	1		G-1-1 Over Looper Eccentric Cam Assembly 181628-001	12-1- 6	Spacer	1	148783-001	
1-1-2	Screw 6.35	2	148857-001		12-1- 7	Over Looper Holder Guide Base	1		G-12-1 Over Looper Assembly 148209-001 (Standard)
1-2-1	Over Looper Connecting Rod	1		G-1-2 Over Looper Connecting Rod with Screw Assembly S01226-001	12-1- 8	Set Collar	1		
1-2-2	Screw 4.37 x 18	2	150382-001		12-1- 9	Screw 4.37	2	014680-422	
1-2-3	Screw 4.37 x 14	2	148425-001		12-1-10	Over Looper Holder Guide Block	1		
1-3	Over Looper Connecting Lever	1		G-1 Over Looper Connecting Rod Assembly 148200-001	12-2- 1	Over Looper Driving Lever	1		
2	Looper Connecting Rod Stopper	1	148204-001		12-2- 2	Bolt 5.95 x 16	1	149172-001	
3	Screw 357 - 40 x 5	1	062670-512		12-2- 3	Over Looper Holder Pin	1	148212-001	
4	Looper Connecting Rod Stopper Guide (R)	1	148205-001		12-2- 4	Over Looper Holder	1	148213-101	G-12-2 Over Looper Assembly 148217-001 (High-lift)
5	Screw 3.57	2	102843-004		12-2- 5	Screw 4.76	1	013719-412	
6	Over Looper Shaft	1	148206-001		12-2- 6	Spacer	1	148783-001	
7	Over Looper Shaft Bushing Back	1	148207-000		12-2- 7	Over Looper Holder Guide Base	1		
8	Thrust Collar	1	148208-001		12-2- 8	Set Collar	1		
9	Bushing	1	144031-000		12-2- 9	Screw 4.37	2	014680-422	
10	Set Collar	1	146581-001		12-2-10	Over Looper Holder Guide Block	1		
11	Screw 5.95	2	100260-001		13	Screw 437 - 40 x 7	3	062680-712	
12-1- 1	Over Looper Driving Lever	1			14-1-1	Over Looper	1		G-14-1 Over Looper (Standard) 147934-001
12-1- 2	Bolt 5.95 x 16	1	149172-001	G-12-1 Over Looper Assembly 148209-001 (Standard)	14-1-2	Screw 4.37	1	014680-422	
12-1- 3	Over Looper Holder Pin	1	148212-001		14-2-1	Over Looper	1		G-14-2 Over Looper (High-lift) 159686-001
12-1- 4	Over Looper Holder	1	148213-101		14-2-2	Screw 4.37	1	014680-422	
12-1- 5	Screw 4.76	1	013719-412		15-1	Spreader	1		G-15 Spreader 147935-001
					15-2	Screw 4.37	1	014680-422	
					16	Bolt 6.35 x 16	1	017771-612	

H. Under looper mechanism / Unterer Greifer
 Mécanisme du boucleur inférieur / Mecanismo del presilladora inferior



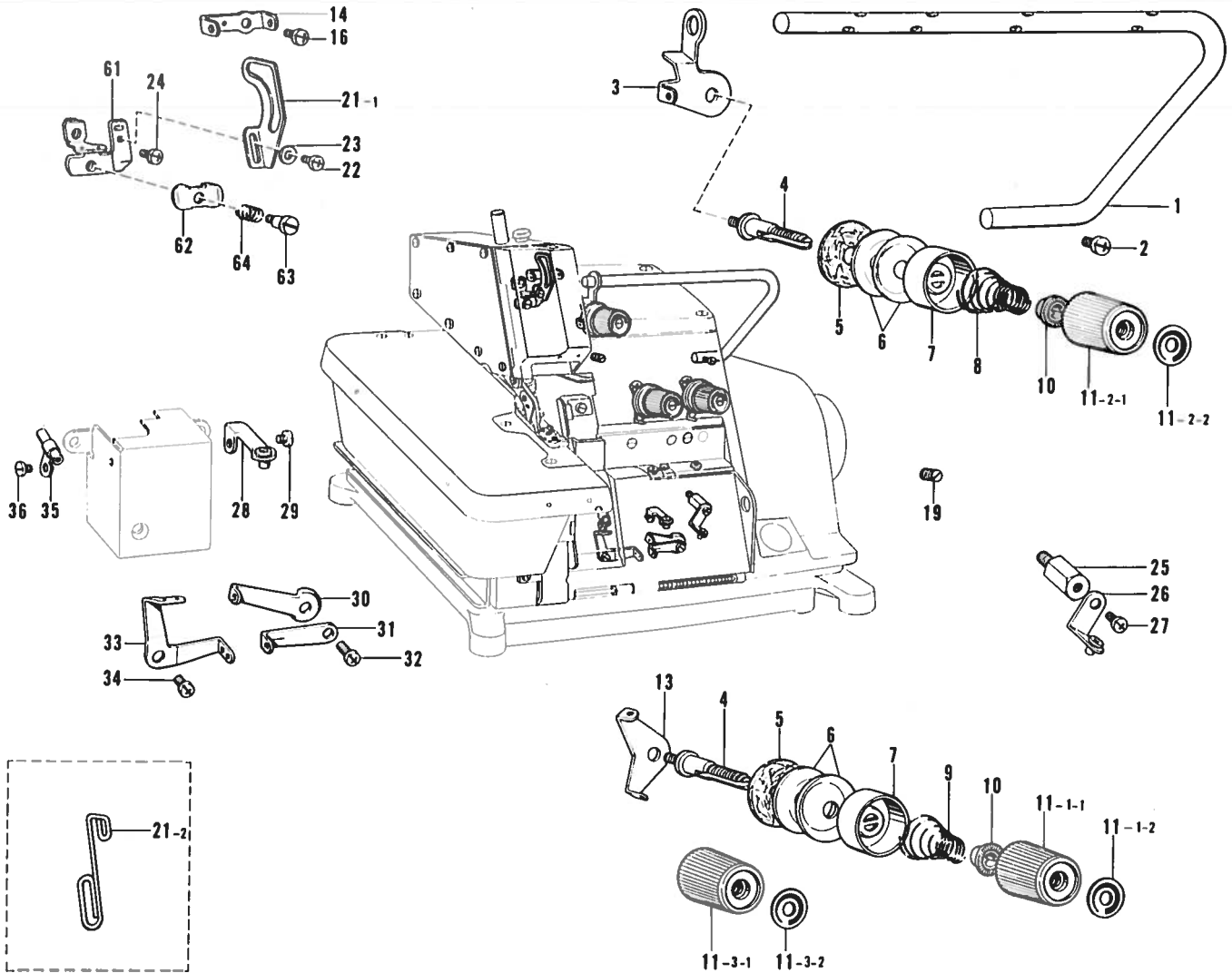
Ref. No.	Name of Parts	Q'ty	Parts No.	Assembly No.	Ref. No.	Name of Parts	Q'ty	Parts No.	Assembly No.
1-1-1	Under Looper Eccentric Cam	1		H-1-1 Under Looper Eccentric Cam Assembly 181629-001	8	Under Looper Shaft	1	148226-001	
1-1-2	Screw 6.35	2	148857-001		9	Under Looper Shaft Bushing Back	1	148227-000	
1-2-1	Under Looper Connecting Rod	1		H-1-2 Under Looper Connecting Rod with Screw Assembly S01227-001	10	Under Looper Shaft Bushing Front	1	148228-000	
1-2-2	Screw 4.37 x 14	4	148425-001		11	Thrust Collar	1	148229-001	
1-3	Under Looper Connecting Lever	1		H-1 Under Looper Connecting Rod Assembly 148220-001	12-1	Collar	1	H-12 Collar Assembly 180323-001	
2	Looper Connecting Rod Stopper	1	148224-001		12-2	Screw 5.95	2		013760-612
3	Screw 357 - 40 x 5	1	062670-512	13	Under Looper Holder	1	146617-001		
4	Looper Connecting Rod Stopper Guide (L.)	1	148225-001	14	Bolt 5.56 x 14	1	149171-001		
5	Screw 3.57	2	102843-004	15-1	Under Looper	1	S01248-001		
				15-2	Under Looper	1	159884-001		
				16	Screw 4.37	1	014680-422		
				17	Bolt 6.35 x 14	1	017771-412		
				18	Spacer	1	148782-001		

J. Lubrication / Schmierung
Lubrification / Lubricación



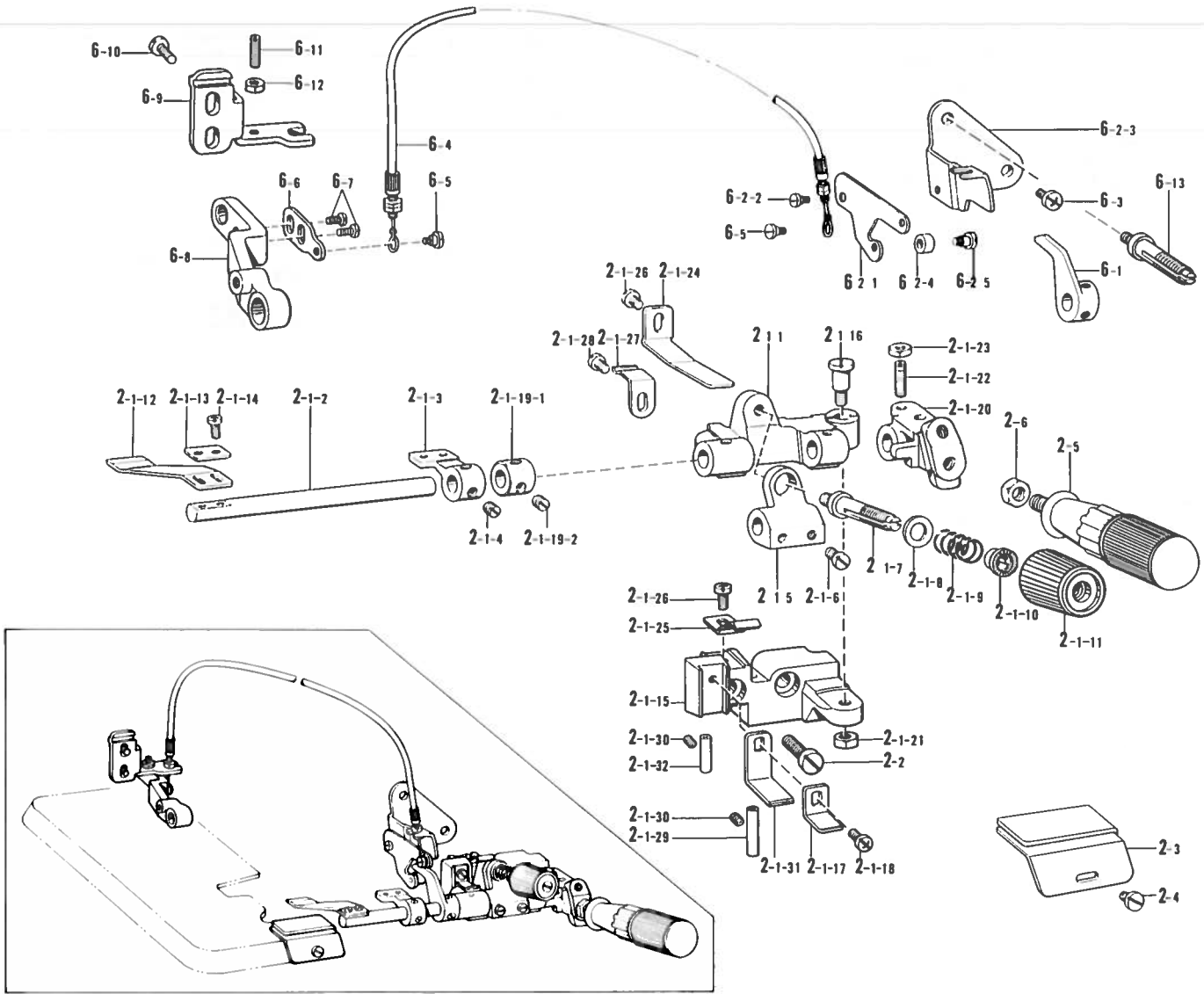
Ref. No.	Name of Parts	Q'ty	Parts No.	Assembly No.	Ref. No.	Name of Parts	Q'ty	Parts No.	Assembly No.
1	Felt	1	112754-001		13	Oil Jumping Plate (Right)	1	148250-001	
2	Felt Holder	1	148247-001		14	Screw 357 - 40 x 5	1	062670-512	
3	Screw 437 - 40 x 7	1	062680-712		15	Oil Jumping Plate (Left)	1	148251-001	
4	Wick	1	118768-001		16	Screw 357 - 40 x 5	1	062670-512	
5	Felt	2	147691-000		19	Vinyl Tube	1	146644-000	
6	Wick	2	142674-000		20	Tube Holder	1	148315-001	
7	Wick	2	140774-000		21	Screw 437 - 40 x 7	1	062680-712	
8	Wick	1	148248-000		22	Oil Guide	1	154288-001	
9	Wick	1	108809-001		23	Screw 437 - 40 x 7	2	062680-712	
10	Wick	1	148249-000						

K. Thread tension / Fadenspannung
Tension du fil / Tension del hilo



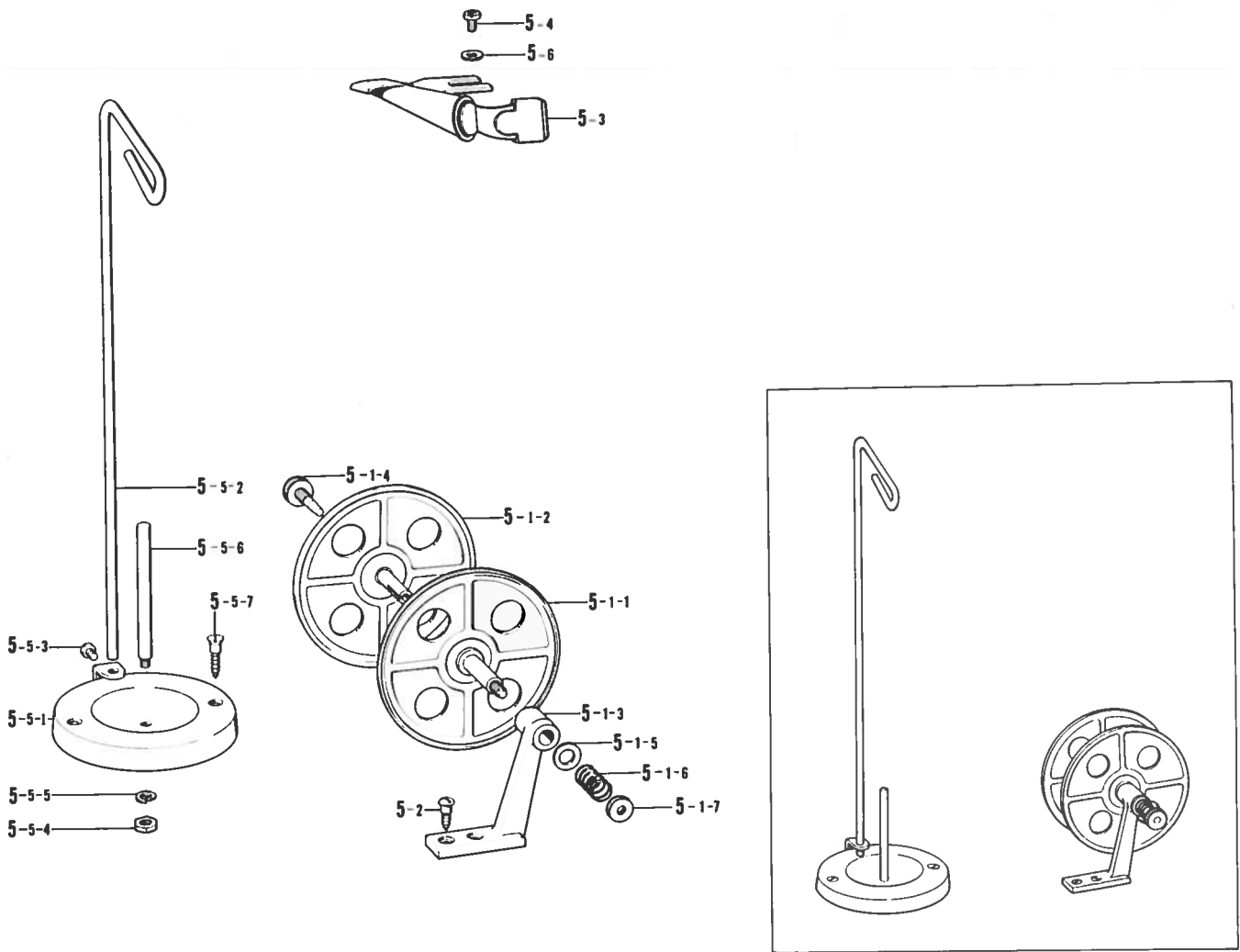
Ref. No.	Name of Parts	Q'ty	Parts No.	Assembly No.	Ref. No.	Name of Parts	Q'ty	Parts No.	Assembly No.
1	Main Thread Guide	1	148253-001		19	Screw 4.37	1	151601-002	
2	Screw 437 - 40 x 14	1	062681-412		21-1	Needle Thread Take-up	1	144108-001	
3	Thread Guide Supporter	1	146649-001		21-2	Needle Thread Take-up	1	142201-001	
4	Looper Thread Tension Control Stud	1	110820-101		22	Screw 318 - 40 x 4	1	062660-412	
5	Felt	3	110832-001		23	Washer	1	105248-003	
6	Tension Disc	6	145446-001		24	Screw 357 - 40 x 5	1	062670-512	
7	Presser for Tension Disc	3	144103-002		25	Thread Guide Holder	1	148254-001	
8	Spring	1	144104-001		26	Under Looper Thread Guide	1	146926-002	
9	Spring	2	144110-001		27	Screw 357 - 40 x 6	1	062670-612	
10	Tension Spring Washer	3	144105-000		28	Over Looper Thread Guide	1	146929-001	
11-1-1	Thread Tension Control Nut	1	149566-001	K-11-1 Thread Tension Control Nut Assembly 149568-002	29	Screw 357 - 40 x 6	1	062670-612	
11-1-2	Tension Indicating Plate	1	147049-002		30	Over Looper Thread Take-up (R)	1	146652-001	
11-2-1	Thread Tension Control Nut	1	149566-001	K-11-2 Thread Tension Control Nut Assembly 149568-003	31	Under Looper Thread Take-up (R)	1	146653-001	
11-2-2	Tension Indicating Plate	1	147049-003		32	Screw 357 - 40 x 8	1	062670-812	
11-3-1	Thread Tension Control Nut	1	149566-001	K-11-3 Thread Tension Control Nut Assembly 149568-004	33	Looper Thread Take-up (L)	1	146654-001	
11-3-2	Tension Indicating Plate	1	147049-004		34	Screw 357 - 40 x 6	1	062670-612	
13	Needle Thread Guide Plate	2	110813-001		35	Over Looper Thread Guide	1	142669-002	
14	Needle Thread Guide (A)	1	143757-001		36	Screw 2.38	1	100105-005	
16	Screw 357 - 40 x 8	1	062670-812		61	Needle Thread Take-up Supporter	1	147344-001	
					62	Needle Thread Guard	1	112300-001	
					63	Stud Screw 3.18	1	112301-001	
					64	Needle Thread Guard Spring	1	112299-001	

L. Ruffler attachment (1) / Kräuselvorrichtung (1)
 Accessoire pour fronces (1) / Accesorio de fruncido (1)



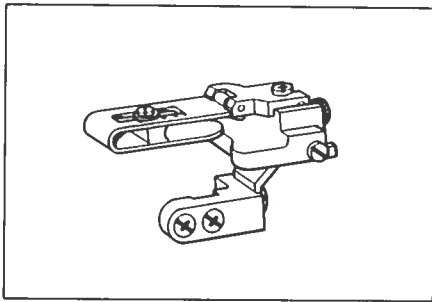
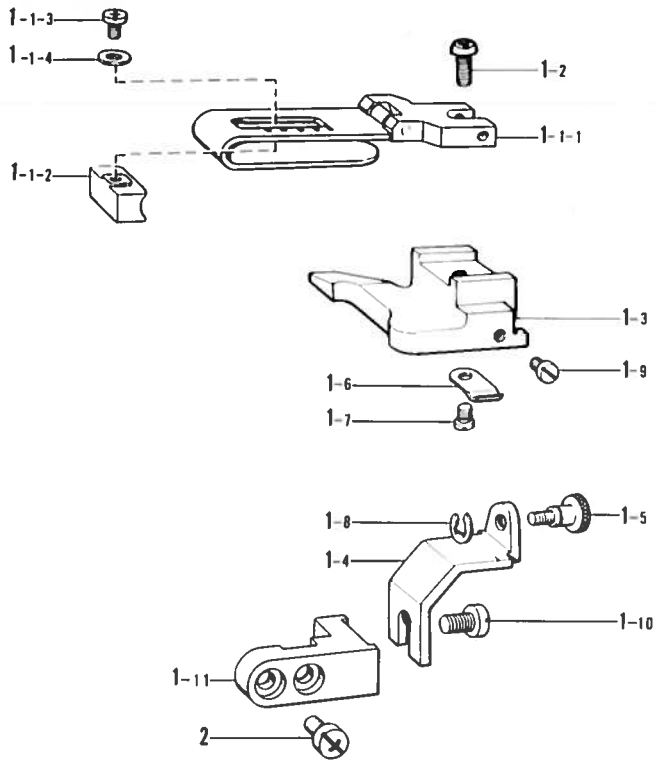
Ref. No.	Name of Parts	Q'ty	Parts No.	Assembly No.	Ref. No.	Name of Parts	Q'ty	Parts No.	Assembly No.
2-1-1	Bracket for Ruffling Blade	1	146588-001	L-2-1 Ruffling Attachment Assembly 146587-201	2-1-28	Screw 357 40 x 5	1	060670-512	L-2-1 Ruffling Attachment Assembly 146587-201
2-1-2	Ruffling Blade Base Shaft	1	145803-001		2-1-29	Thread Guide Pipe	1	146592-001	
2-1-3	Wrapper Base	1	146589-001		2-1-30	Screw 3.57	2	013679-412	
2-1-4	Screw 6.35	2	101706-001		2-1-31	Ruffling Blade Guide (D)	1	154795-001	
2-1-5	Spring Base	1	146590-001		2-1-32	Thread Guide Pipe	1	S01614-001	
2-1-6	Screw 5.95	2	105163-001		2-2	Screw 6.35 x 18	2	S01304-001	
2-1-7	Looper Thread Tension Control Stud	1	110820-101		2-3	Ruffler Guide	1	144793-000	
2-1-8	Washer 6.35	1	025770-232		2-4	Screw 3.57	1	112751-002	
2-1-9	Spring	1	144788-001		2-5	Handle	1	145809-001	
2-1-10	Tension Spring Washer	1	144105-000		2-6	Nut 6.35	1	150556-002	
2-1-11	Tension Nut	1	149566-001		6-1	Ruffling Plate Lifter	1	148387-001	
2-1-12	Ruffling Blade	1	144783-001		6-2-1	Ruffling Plate Lifter Lever	1	148388-001	
2-1-13	Washer	1	144784-001		6-2-2	Screw	1	141514-001	
2-1-14	Screw 318 - 40 x 7	2	062660-712		6-2-3	Presser Foot Lifter Lever Support	1	148389-001	
2-1-15	Ruffler Base	1			6-2-4	Roller	1	148390-001	
2-1-16	Stud Screw 5.95	1	147933-001		6-2-5	Stud Screw 3.18	1	112301-001	
2-1-17	Ruffling Blade Guide	1	145807-001		6-3	Screw 437 - 40 x 8	1	062680-812	
2-1-18	Screw 437 - 40 x 8	1	062680-812		6-4	Flexible Wire Assembly	1	149253-001	
2-1-19-1	Set Collar	1			6-5	Screw	2	141514-001	
2-1-19-2	Screw 6.35	2	101706-001	6-6	Wire Plate	1	149255-001		
2-1-20	Handle Fixing Plate	1	145810-001	6-7	Screw 357 - 40 x 6	2	062670-612		
2-1-21	Nut 5.95	1	150553-002	6-8	Presser Foot Lifter Lever	1	149256-001		
2-1-22	Screw 4.37	1	110230-001	6-9	Lever Adjusting Plate	1	151614-001		
2-1-23	Nut 4.37	1	105234-003	6-10	Screw 595 - 28 x 10	2	062761-012		
2-1-24	Spring Plate	1	145811-001	6-11	Screw 4.76	1	153483-001		
2-1-25	Spring Plate	1	145808-001	6-12	Nut 4.76	1	110161-006		
2-1-26	Screw 437 - 40 x 6	2	062680-612	6-13	Thread Tension Control Stud	2	159574-001		
2-1-27	Spring	1	144764-001						
				L-2-1-19 Collar Assembly 181995-002					
				L-2-1 Ruffling Attachment Assembly 146587-201					L-6 Ruffler Interlocking Parts Assembly 149252-002

L. Ruffler attachment (2) / Kräuselvorrichtung (2)
 Accessoire pour fronces (2) / Accesorio de fruncido (2)

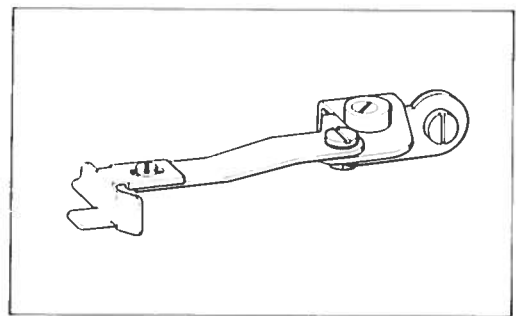
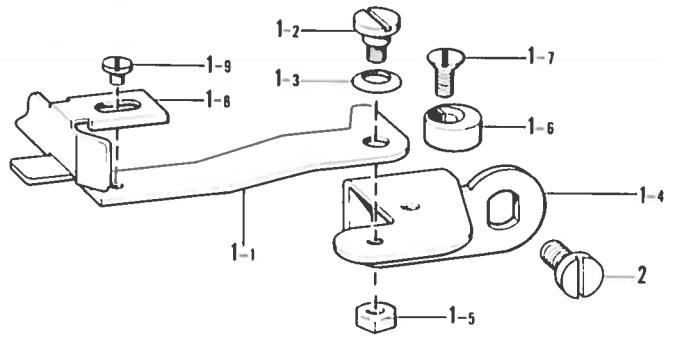


Ref. No.	Name of Parts	Q'ty	Parts No.	Assembly No.	Ref. No.	Name of Parts	Q'ty	Parts No.	Assembly No.
5-1-1	Tape Winder Wheel (R)	1		L-5-1 Tape Winder Assembly 143767-002	5-4	Screw 437 - 40 x 6	2	062680-612	L-5-5 Cotton Stand 181031-001
5-1-2	Tape Winder Wheel (L)	1			5-5-1	Spool Disc	1		
5-1-3	Tape Winder Bracket	1			5-5-2	Thread Guide Stud	1		
5-1-4	Screw	1	143980-001		5-5-3	Screw 3.18	1	100080-004	
5-1-5	Washer	1	108494-001		5-5-4	Nut 4.76	1	110161-003	
5-1-6	Spring	1	108495-001		5-5-5	Spring Washer 2-5	1	028050-242	
5-1-7	Tension Control Nut	1	100136-001		5-5-6	Spool Stud	1	100444-002	
5-2	Screw 4.5 x 20	2	101118-001	5-5-7	Screw 4.5 x 32	2	100447-001		
5-3	Wrapper Assembly	1	147440-000	5-6	Washer	2	110735-002		

M. Blind hemming attachment
 Blindsaumstichvorrichtung
 Accessoire pour ourlages en points invisibles
 Dispositivo de dobladillo para puntada invisible



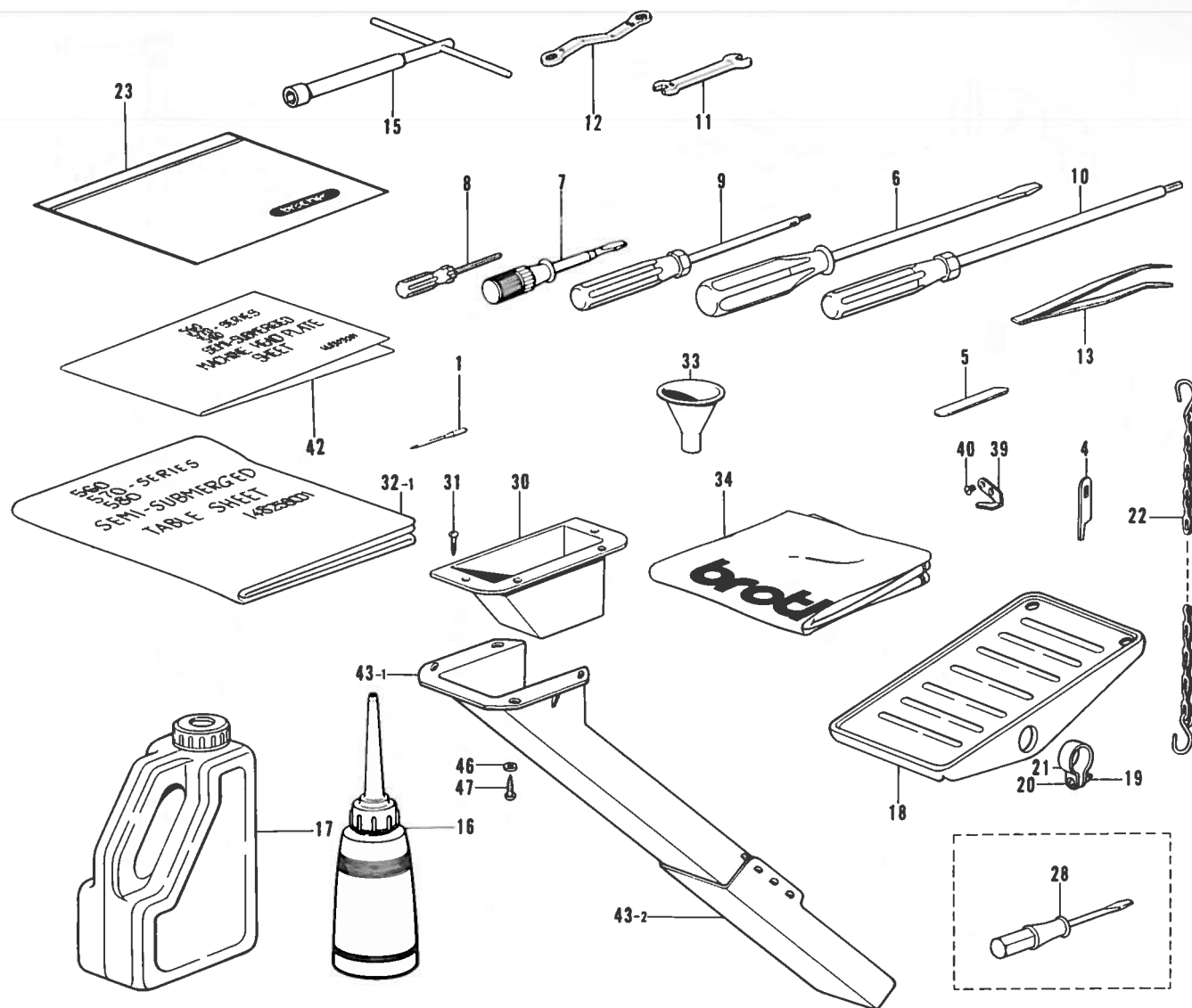
N. Serging attachment
 Überwendlichvorrichtung
 Accessoire pour couture sur tissus sergés
 Dispositivo de orillado con punto de surjete



Ref. No.	Name of Parts	Q'ty	Parts No.	Assembly No.
1- 1-1	Blind Hemming Ruler (A) Assembly	1		M-1-1 Blind Hemming Ruler (A) Assembly 151173-001
1- 1-2	Blind Hemming Ruler Adjuster	1	150339-001	
1- 1-3	Screw 318 - 40 x 4	1	062660-412	
1- 1-4	Washer 3	1	025030-232	
1- 2	Screw 357 - 40 x 6	1	060670-616	
1- 3	Edge Hemming Ruler	1		
1- 4	Edge Hemming Ruler Fitting Holder	1	147712-001	
1- 5	Adjusting Screw	1	146759-001	
1- 6	Flat Spring	1	147713-001	
1- 7	Screw 357 - 40 x 4	1	062670-412	
1- 8	Stop Ring E3	1	048030-342	
1- 9	Screw 3.57	1	111443-001	
1-10	Screw 437 - 40 x 7	1	062680-712	
1-11	Supporter for Blind Hemming Ruler Fitting	1	146760-001	M-1 Blind Hemming Ruler Assembly 147710-001
2	Screw 357 - 40 x 6	2	062670-612	

Ref. No.	Name of Parts	Q'ty	Parts No.	Assembly No.
1-1	Edge Guide Set Plate	1	146596-001	N-1 Edge Guide Assembly 146761-001
1-2	Screw 4.37	1	146597-101	
1-3	Spring Washer	1	146598-001	
1-4	Edge Guide Supporter	1	146599-001	
1-5	Nut 4.37	1	021680-202	
1-6	Presser Arm Stopper	1	144088-001	
1-7	Screw 4.76 x 8	1	S01703-001	
1-8	Edge Guide	1	146762-001	
1-9	Screw 3.57 x 3.5	1	S01297-001	
2	Screw 6.35	2	110201-001	

Z. Accessories (1) / Zubehör (1)
 Accessoires (1) / Accesorios (1)



Ref. No.	Name of Parts	Q'ty	Parts No.	Assembly No.	Ref. No.	Name of Parts	Q'ty	Parts No.	Assembly No.
1	Needle DC x 1	8	112297-		21	Pedal Stopper	2	116016-001	
4	Upper Knife	1	148198-001		22	Chain Assembly	1	142262-001	
5	Lower Knife	1	112436-001		23	Vinyl Bag	1	122991-001	
6	Screw Driver 5.5 x 190	1	101572-101		28	Screw Driver 2.3 x 40	1	148925-001	
7	Screw Driver 3.4 x 70	1	118837-001		30	Duster Drop	1	148430-101	
8	Screw Driver 1.6	1	144124-001		31	Screw 3.1 x 13	4	031311-302	
9	Driver Wrench 2	1	146700-001		32-1	Table Sheet	1	148258-001	
10	Screw Driver 3	1	149173-001		33	Funnel	1	140759-000	
11	Spanner 6 x 7	1	107779-001		34	Head Cover	1	144225-002	
12	Wrench 8 x 9	1	105343-001		39	Trimming Knife	1	148259-001	
13	Tweezers	1	117466-000		40	Screw 3.18	2	141542-001	
15	Wrench	1	140342-001		42	Head Sheet	1	148303-001	
16	Oiler	1	114483-002		43-1	Duster Shoot L	1	148431-101	Z-43 Duster Shoot Assembly 183161-101
17	Oil Tank	1	154702-002		43-2	Duster Shoot S	1	148432-001	
18	Treadle Pedal	1	147893-002		46	Washer 4.37	4	025680-232	
19	Nut 4	2	021400-106		47	Screw 4.5 x 16	4	031451-603	
20	Screw 4 x 14	2	001401-406						

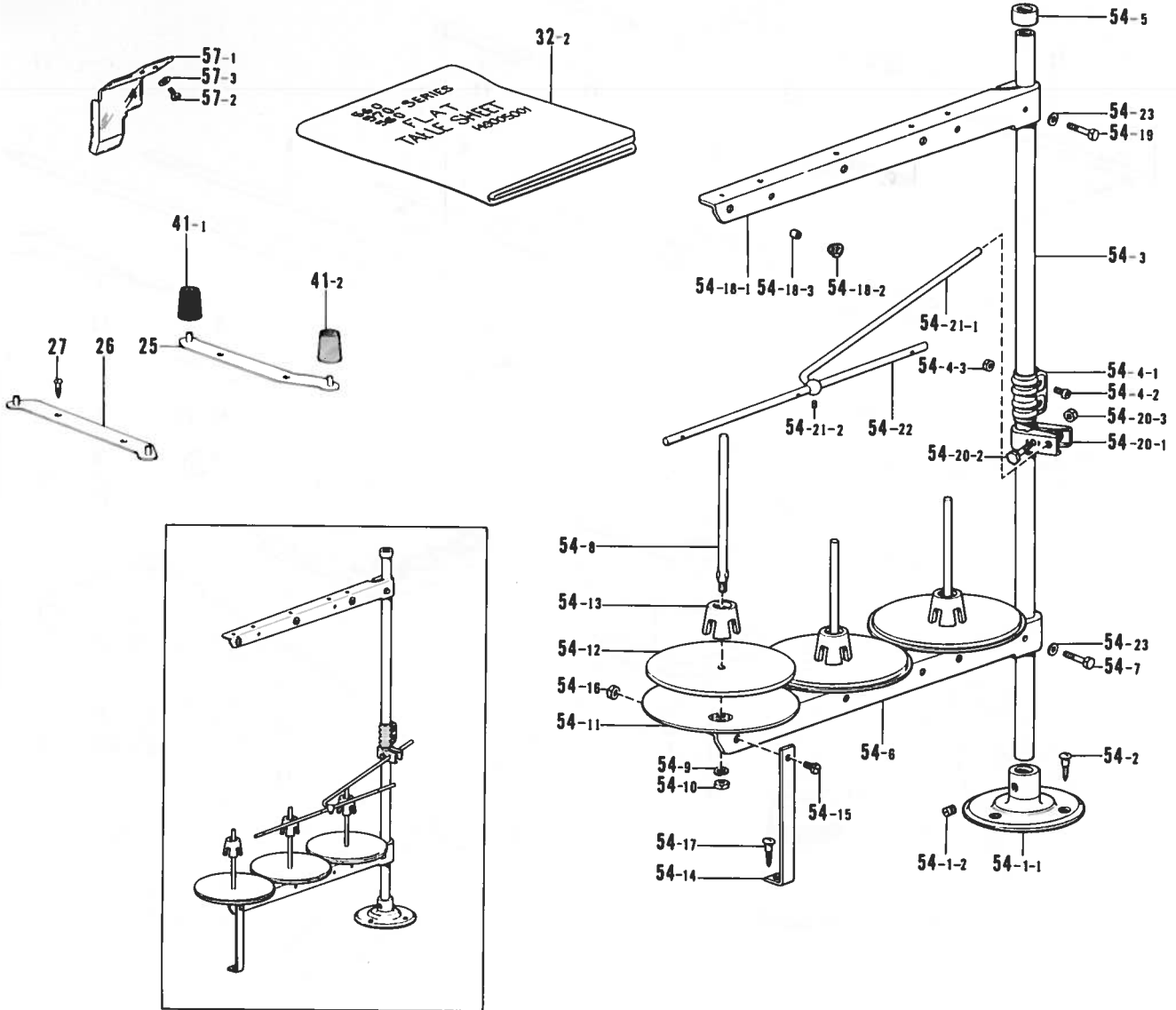
※ The details of included accessories are subject to change.

※ Änderungen in der Aufstellung der mitgelieferten Zubehöre sind vorbehalten.

※ Les détails des accessoires inclus sont sujets à des changements.

※ Los detalles de los accesorios incluidos pueden variar.

Z. Accessories (2) / Zubehör (2)
Accessoires (2) / Accesorios (2)










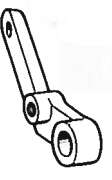



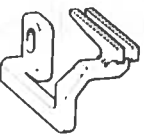

Ref. No.	Name of Parts	Q'ty	Parts No.	Assembly No.	Ref. No.	Name of Parts	Q'ty	Parts No.	Assembly No.
25	Cushion Base (Right) Assembly	1	148290-001		54-12	Spool Mat	3	150182-000	Z-54 Cotton Stand Assembly 150160-003
26	Cushion Base (Left) Assembly	1	148292-001		54-13	Spool Cushion	3	126863-000	
27	Screw 4.5 x 16	4	031451-603		54-14	Spool Holder Supporter (A)	1	150188-001	
32-2	Table Sheet	1	149005-001		54-15	Screw 5 x 10	1	007501-003	
41-1	Cushion	1	147919-001		54-16	Nut 5	1	021500-103	
41-2	Cushion	3	147919-002		54-17	Screw 4.5 x 22	1	031452-203	
54- 1-1	Cotton Stand Base	1	150189-001	Z-54-1 Cotton Stand Base Assembly 150139-001	54-18-1	Spool Holder 3	1	150176-001	Z-54-18 Thread Hanger Assembly
54- 1-2	Screw 6 x 7	2	150181-101		54-18-2	Thread Hanger	3		147056-003
54- 2	Screw 4.5 x 22	3	031452-203		54-18-3	Thread Bushing	3	142990-001	
54- 3	Pipe	2	150172-001		54-19	Bolt 5 x 28	1	017502-803	
54- 4-1	Joint	1	150173-001	Z-54-4 Joint for Cotton Stand 150106-001	54-20-1	Thread Guide Holder	1	150185-001	Z-54-20 Thread Guide Holder Assembly 150145-001
54- 4-2	Screw 5 x 14	2	150202-001		54-20-2	Bolt 5 x 28	1	017502-803	
54- 4-3	Nut 5	2	021500-103		54-20-3	Nut 5	1	021500-103	
54- 5	Cap	1			54-21-1	Thread Guide Stopper Bar	1	142996-001	Z-54-21 Thread Guide Stopper Bar Assembly 142971-001
54- 6	Spool Holder	1	150176-001		54-21-2	Screw 4.76	1	013719-412	
54- 7	Bolt 5 x 28	1	017502-803	Z-54 Cotton Stand Assembly 150160-003	54-22	Thread Guide 3	1	142997-001	
54- 8	Spool Shaft (B)	3	150179-001		54-23	Washer 5	2	025050-233	
54- 9	Spring Washer 2-5	3	028050-243		57-1	Eye Guard for Overlock	1	150550-000	Z-57 Eye Guard Assembly 151017-001
54-10	Nut 5	3	021500-103		57-2	Screw 318 - 40 x 5	2	062660-512	
54-11	Spool Stand Base	3	150180-000		57-3	Washer 3	2	025030-232	



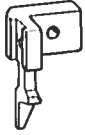



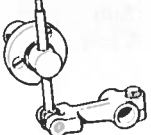
* The details of included accessories are subject to change.
* Änderungen in der Aufstellung der mitgelieferten Zubehöre
sind vorbehalten.



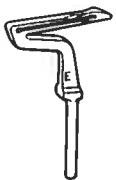




* Les détails des accessoires inclus sont sujets à des changements.
* Los detalles de los accesorios incluidos pueden variar.

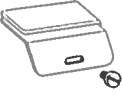

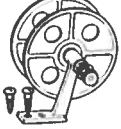
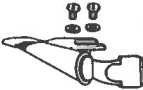

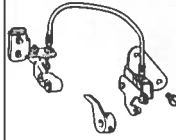

DIFFERENT PARTS LIST / ZUBEHÖRLISTE
 LISTE DES PIÈCES ACCESSOIRES / LISTA DE PIEZAS ACCESORIAS




Ref. No.		A-72	A-73	A-74	A-92	A-94	C-21	
Sub Class	Specifications	Oil Cap 	Threading Diagram 	Screw 5.95 	Label 	Label 	Needle DC x 1 	
	001-3 -4 -5	143196-001	148091-001	013760-612	146974-001	147943-001	112297-011	
Thin medium	146974-002				112297-014			
	146974-003							
002-5 -6 -7	Bulky knit						146974-004	112297-009
							146974-005	
003-3 -4	Blind-hemming				146974-006		112297-014	
					146974-007			
005-4	Serging (Two threads)	/	148092-001	013760-612	146974-014	/	112297-014	
006-4 -5 -6	Serging (Three threads)	/	/	/	146974-017	147943-001	112297-011	
		143196-001	148091-001	013760-612	146974-018			
007-2	Curling	143196-001	148091-001	013760-612	146974-064	147943-001	112297-014	
008-5	Ruffling	/	148091-001	/	146974-057	147943-001	112297-011	
009-5	Ruffling (w/piping)	/	148091-001	/	146974-019	147943-001	112297-011	
010-3 -5	Taping	143196-001	148091-001	013760-612	146974-020	147943-001	112297-014	
					146974-023			
011-5 -6	Bulky knit taping	143196-001	148091-001	013760-612	146974-021	147943-001	112297-014	
					146974-024			
					146974-025			

Ref.No.	C-34	D-19	D-34/D-35	D-36	E-38	E-39	E-40						
	Needle Plate 	Presser Foot Lifter Lever 	Tape Guide Screw 318 - 40 x 4 	Presser Foot Assembly 	Main Feed Dog 	Differential Feed Dog 	Chain Feed Dog 						
001-3	146730-001	148143-001		146884-101	146744-001	146748-001	146577-001						
-4	146731-001												
-5	146732-001												
002-5	146734-001			154974-001	148187-001	146750-001	148189-001						
-6	146735-001												
-7	146736-001												
003-3	146730-001			146890-001									
-4													
005-4	146731-001								154970-101		146744-001	146748-001	146577-001
006-4													
-5	146732-001												
-6	146733-001												
007-2	153544-001			153547-001	153549-001	153552-001	153555-001						
008-5	146737-001	L-6-8 149256-001		154971-001	148188-001	146751-001	148189-001						
009-5				154975-001	148754-001		148753-001						
010-3	146730-001	148143-001	146883-001 062660-412	159367-001	146744-001	146748-001	146577-001						
-5	146732-001												
011-5	146734-001			146895-101	148187-001	146750-001	148189-001						
-6	146735-001												

Ref.No.	F-8	F-9	F-26	F-27	F-28	F-29	G-12
	Upper Knife 	Bolt 3.57 Screw 3.57 	Upper Knife Holder 	Screw 4.37 Screw 437-40 x 16 	Upper Knife Presser 	Upper Knife Presser Plate 	Over Looper Assembly 
001-3	148198-001	144075-001	144073-001	107407-003	/	/	148209-001
-4							
-5							
002-5	148342-001	113050-001	148341-001	062681-612	148343-001	148344-001	148217-001
-6							
-7							
003-3	148198-001	144075-001	144073-001	107407-003	/	/	148209-001
-4							
005-4							
006-4							
-5							
-6							
007-2							
008-5							
009-5							
010-3							
-5							
011-5	148342-001	113050-001	148341-001	062681-612	148343-001	148344-001	148217-001
-6							

Ref.No.	G-14	G-15	H-15	K-4	K-19	K-21	L-2-1/L-2-2
Sub-Class	Over Looper 	Spreader 	Under Looper 	Looper Thread Tension Control Stud 	Screw 4.37 	Needle Thread Take-up 	Ruffling Attachment Assembly Screw 6.35 x 18 
001-3 -4 -5	147934-001		S01248-01				
002-5 -6 -7	159686-001		159884-001			144108-001	
003-3 -4	147934-001			110820-101 (Q'ty 3)	151601-002		
005-4		147935-001				142201-001	
006-4 -5 -6			S01248-001				
007-2							
008-5	147934-001			110820-101 (Q'ty 2) L-6-13		144108-001	146587-201 S01304-001
009-5				159574-001 (Q'ty 2)			
010-3 -5				110820-101 (Q'ty 3)	151601-002		
011-5 -6	159686-001		159884-001				

Ref.No.	L-2-3/L-2-4	L-2-5/L-2-6	L-5-1/L-5-2	L-5-3/L-5-4 L-5-6	L-5-5	L-6	M-1/M-2
Sub Class	Ruffler Guide Screw 3.57 	Handle Nut 6.35 	Tape Winder Assembly Screw 4.5 x 20 	Wrapper Assembly Screw 437-40 x 6 Washer 	Cotton Stand 	Ruffler Interlocking Parts Assembly 	Blind Hemming Ruler Assembly Screw 357-40 x 6 
001-3							
4							
5							
002-5							
6							
7							
003-3							147710-001
4							062670-612
005-4							
006-4							
5							
6							
007-2							
008-5							
	144793-000	145809-001				149252-002	
	112751-002	150556-002					
009-5			143767-002	147440-000	181031-001		
			101118-001	062680-612			
				110735-002			
010-3							
5							
011-5							
6							

Ref.No.	N-1/N-2	Z-1	Z-28				
	Edge Guide Assembly Screw 6.35 	Needle DC x 1 	Screw Driver 2.3 x 40 				
001-3 -4 -5		112297-011					
002-5 -6 -7		112297-014					
003-3 -4		112297-009					
005-4	146761-001	112297-014					
006-4 -5 -6	110201-001						
007-2			148925-001				
008-5		112297-011					
009-5							
010-3 -5							
011-5 -6		112297-014					

INDEX / VERZEICHNIS
INDEX / INDICE

Parts No.	Ref. No.	Remark	Parts No.	Ref. No.	Remark	Parts No.	Ref. No.	Remark	Parts No.	Ref. No.	Remark
S01226-001	G- 1- 2		048030-342	M- 1- 8		100080-004	D-36- 2- 4		112297-009	C-21	
S01227-001	H- 1- 2		060660-512	D-33			D-36- 3- 4			Z- 1	
S01248-001	H-15- 1		060670-512	L- 2- 1-28			D-36- 4- 4		112297-011	C-21	
S01295-001	D-36- 1- 7		060670-616	M- 1- 2			D-36- 5- 4			Z- 1	
	D-36- 4- 7		062630-812	E-37			D-36- 6- 5		112297-014	C-21	
	D-36- 5- 7		062660-412	C- 9- 6			D-36- 7- 5			Z- 1	
S01297-001	N- 1- 9			D-30			D-36- 8- 4		112299-001	K-64	
S01304-001	L- 2- 2			D-35			D-36- 9- 4		112300-001	K-62	
S01614-001	L- 2- 1-32			K-22			L- 5- 5- 3		112301-001	K-63	
S01703-001	N- 1- 7			M- 1- 1- 3		100105-005	K-36			L- 6- 2- 5	
001401-406	Z-20		062660-512	Z-57- 2		100136-001	L- 5- 1- 7		112436-001	F-15	
007501-003	Z-54-15		062660-712	L- 2- 1-14		100260-001	F- 5			Z- 5	
013679-412	L- 2- 1-30		062670-412	A-33- 8			G-11		112751-002	L- 2- 4	
013719-412	G-12- 1- 5			M- 1- 7		100366-001	C- 1- 5		112754-001	J- 1	
	G-12- 2- 5		062670-512	D-14- 4			C- 1- 9		113050-001	F- 9- 2	
	Z-54-21- 2			G- 3			C- 7		113431-002	E- 8	
013760-612	A-74			H- 3			E- 1- 4			E-11	
	H-12- 2			J-14		100444-002	L- 5- 5- 6		113589-001	A- 6	
013761-410	B-19			J-16		100447-001	L- 5- 5- 7		114255-002	C-18	
014680-422	A-54			K-24		101118-001	L- 5- 2		114483-002	Z-16	
	G-12- 1- 9		062670-612	A-15		101572-101	Z- 6		116016-001	Z-21	
	G-12- 2- 9			A-23		101706-001	A-45- 2		116231-001	E-22	
	G-14- 1- 2			A-26			E-18- 2			E-26	
	G-14- 2- 2			A-28			L- 2- 1- 4		117160-001	A-38	
	G-15- 2			A-31			L- 2- 1-19-2		117466-000	Z-13	
	H-16			A-36		102627-001	F-14		117515-001	F-16	
014770-622	E-15			A-47		102843-004	A-24		117516-001	E-36	
017502-803	Z-54- 7			A-68			G- 5			F-17	
	Z-54-19			F-20			H- 5		117608-001	A-50	
	Z-54-20- 2			K-27		104908-001	D- 6		118768-001	J- 4	
017761-412	E- 2			K-29		105163-001	L- 2- 1- 6		118837-001	Z- 7	
	E-20			K-34		105234-003	L- 2- 1-23		122991-001	Z-23	
	E-24			L- 6- 7		105248-003	K-23		123185-001	A-40	
017761-612	C- 1-11			M- 2		105288-001	D-36- 1- 9		126863-000	Z-54-13	
	C- 4		062670-812	B- 5			D-36- 2- 7		129984-002	A-16	
017771-412	H-17			C- 9-7			D-36- 4- 9		140041-001	A-25	
017771-612	A-63			C-29			D-36- 5- 9		140065-001	A-58	
	F-11			K-16			D-36- 6- 7		140066-001	A-55	
	G-16			K-32			D-36- 7- 7			A-57	
018061-622	C-24		062671-412	A-48			D-36- 8- 7		140077-001	A-66	
021400-106	Z-19		062680-612	L- 2- 1-26			D-36- 9- 7		140084-000	B-11	
021500-103	Z-54- 4- 3			L- 5- 4		105343-001	Z-12		140085-003	B-18	
	Z-54-10		062680-712	A-17		106568-003	A-52		140092-001	C- 6	
	Z-54-16			A-70		107244-001	B-13		140180-001	B-20	
	Z-54-20- 3			D- 9		107351-001	C-25		140208-001	E-34	
021670-202	A-49			E-17		107407-003	A-34		140248-001	F-22	
021680-202	D-24			F-23			E- 9		140342-001	Z-15	
	N- 1- 5			G-13			E-12		140504-001	D-32	
025030-132	D-36- 1- 3			J- 3			F-12		140759-000	Z-33	
	D-36- 2- 3			J-21			F-27- 1		140774-000	J- 7	
	D-36- 3- 3			J-23		107779-001	Z-11		141183-000	A-44	
	D-36- 4- 3			M- 1-10		108494-001	L- 5- 1- 5		141514-001	L- 6- 2- 2	
	D-36- 5- 3		062680-716	A- 9		108495-001	L- 5- 1- 6			L- 6- 5	
	D-36- 6- 4		062680-812	L- 2- 1-18		108809-001	J- 9		141528-002	D-20	
	D-36- 7- 4			L- 6- 3		109203-001	A-65		141542-001	Z-40	
	D-36- 8- 3		062681-012	B-15		110161-003	L- 5- 5- 4		142201-001	K-21- 2	
	D-36- 9- 3		062681-412	A- 4		110161-006	L- 6-12		142262-001	Z-22	
025030-232	M- 1- 1- 4			K- 2		110201-001	N- 2		142669-002	K-35	
	Z-57- 3		062681-612	D-23		110230-001	L- 2- 1-22		142674-000	J- 6	
				F-27- 2		110641-002	A-64		142971-001	Z-54-21	
025050-233	Z-54-23			L- 6-10		110670-000	B-14		142990-001	Z-54-18- 3	
025680-232	Z-46		062761-012	B- 4		110672-000	B-17		142996-001	Z-54-21- 1	
025770-232	L- 2- 1- 8		072600-000	B- 8		110673-000	B-12		142997-001	Z-54-22	
028050-242	L- 5- 5- 5		072600-100	B-16		110735-002	L- 5- 6		143196-001	A-72	
028050-243	Z-54- 9			D- 7		110813-001	K-13		143311-001	B- 2	
031311-302	Z-31		081002-670	D-18		110820-101	K- 4		143312-000	B- 3	
031451-603	Z-27		100022-005	A-32			L- 2- 1- 7		143374-001	A-42	
	Z-47		100032-003	A-43		110832-001	K- 5		143757-001	K-14	
031452-203	Z-54- 2			C-27		111443-001	M- 1- 9		143767-002	L- 5- 1	
	Z-54-17			D-36- 1- 4		111486-001	C-26		143980-001	L- 5- 1- 4	
047140-842	A-33- 5		100080-004								

Parts No.	Ref. No.	Remark	Parts No.	Ref. No.	Remark	Parts No.	Ref. No.	Remark	Parts No.	Ref. No.	Remark
144031-000	G- 9		146732-001	C-34- 3		147919-002	Z-41- 2		148178-001	E-21	
144073-001	F-26- 1		146733-001	C-34- 4		147933-001	L- 2- 1-16		148179-001	E-23	
144075-001	F- 9- 1		146734-001	C-34- 5		147934-001	G-14- 1		148180-001	E-25	
144088-001	N- 1- 6		146735-001	C-34- 6		147935-001	G-15		148181-001	E-27	
144091-001	D-36- 6- 3		146736-001	C-34- 7		147943-001	A-94		148182-001	E-28	
	D-36- 7- 3		146737-001	C-34- 9		148065-001	A- 2		148183-001	E-29	
144103-002	K- 7		146744-001	E-38- 1		148066-000	A- 3		148184-000	E-32	
144104-001	K- 8		146748-001	E-39- 1		148067-001	A- 7		148185-001	E-33	
144105-000	K-10		146750-001	E-39- 2		148068-000	A- 8		148186-001	E-35	
	L- 2- 1-10		146751-001	E-39- 4		148069-001	A-10		148187-001	E-38- 2	
144108-001	K-21- 1		146754-001	F-13		148070-001	A-11		148188-001	E-38- 4	
144110-001	K- 9		146759-001	M- 1- 5		148071-000	A-12		148189-001	E-40- 2	
144124-001	Z- 8		146760-001	M- 1-11		148072-001	A-14		148196-000	F- 6	
144127-001	C-28		146761-001	N- 1		148073-001	A-18		148197-000	F- 7	
144225-002	Z-34		146762-001	N- 1- 8		148074-001	A-21		148198-001	F- 8- 1	
144764-001	L- 2- 1-27		146883-001	D-34		148075-000	A-22			Z- 4	
144783-001	L- 2- 1-12		146884-101	D-36- 1		148076-001	A-27		148200-001	G- 1	
144784-001	L- 2- 1-13		146886-001	D-36- 1- 2		148077-001	A-29		148204-001	G- 2	
144788-001	L- 2- 1- 9		146887-001	D-36- 1- 5		148078-001	A-30		148205-001	G- 4	
144793-000	L- 2- 3			D-36- 2- 5		148081-001	A-35		148206-001	G- 6	
144813-001	D-36- 6- 2			D-36- 3- 5		148082-001	A-41		148207-000	G- 7	
	D-36- 7- 2			D-36- 4- 5		148083-001	A-51		148208-001	G- 8	
145446-001	K- 6			D-36- 5- 5		148084-001	A-53		148209-001	G-12- 1	
145803-001	L- 2- 1- 2			D-36- 8- 5		148085-001	A-59		148212-001	G-12- 1- 3	
145807-001	L- 2- 1-17			D-36- 9- 5		148086-000	A-60			G-12- 2- 3	
145808-001	L- 2- 1-25		146888-001	D-36- 1- 6		148087-001	A-61		148213-101	G-12- 1- 4	
145809-001	L- 2- 5			D-36- 4- 6		148088-000	A-62			G-12- 2- 4	
145810-001	L- 2- 1-20			D-36- 5- 6		148089-001	A-67		148217-001	G-12- 2	
145811-001	L- 2- 1-24		146890-001	D-36- 3		148090-001	A-69		148220-001	H- 1	
146315-000	A-56		146892-001	D-36- 3- 2		148091-001	A-73- 1		148224-001	H- 2	
146421-000	A- 5		146894-001	D-36- 4- 2		148092-001	A-73- 2		148225-001	H- 4	
146426-000	A-19		146895-101	D-36- 9		148109-001	B- 1		148226-001	H- 8	
146427-001	A-13		146897-001	D-36- 9- 2		148111-000	B- 9		148227-000	H- 9	
	A-20		146900-001	D-36- 2- 2		148112-000	B-10		148228-000	H-10	
	C- 9- 5		146924-000	A-37- 2		148117-001	C- 1- 4		148229-001	H-11	
	D-28		146926-002	K-26			C- 1- 8		148247-001	J- 2	
146440-001	A-33- 2		146929-001	K-28		148118-001	C- 1- 6		148248-000	J- 8	
146441-000	A-33- 3		146974-001	A-92		148120-000	C- 5		148249-000	J-10	
146442-001	A-33- 4		146974-002	A-92		148121-000	C- 8		148250-001	J-13	
146446-001	A-39		146974-003	A-92		148122-001	C- 9- 2		148251-001	J-15	
146486-000	C-19		146974-004	A-92		148123-001	C-17		148253-001	K- 1	
146547-000	E-13		146974-005	A-92		148124-002	C-23		148254-001	K-25	
146549-001	E-16		146974-006	A-92		148128-001	D- 1		148258-001	Z-32- 1	
146577-001	E-40- 1		146974-007	A-92		148129-001	D- 2		148259-001	Z-39	
146580-001	F-24		146974-008	A-92		148130-001	D- 3		148262-001	E- 6	
146581-001	F- 4		146974-014	A-92		148131-001	D- 4		148269-001	C- 9	
	G-10		146974-017	A-92		148133-001	D- 4- 2		148270-001	C- 9- 3	
146582-001	F-10		146974-018	A-92		148134-001	D- 5		148271-001	C- 9- 4	
146584-001	F-18		146974-019	A-92		148135-001	D- 8		148281-001	F-25	
146585-001	F-19		146974-020	A-92		148136-001	D-10		148290-001	Z-25	
146586-000	F-21		146974-021	A-92		148137-001	D-11		148292-001	Z-26	
146587-201	L- 2- 1		146974-023	A-92		148138-001	D-12		148303-001	Z-42	
146588-001	L- 2- 1- 1		146974-024	A-92		148139-001	D-13		148304-001	A-46	
146589-001	L- 2- 1- 3		146974-025	A-92		148143-001	D-19		148313-001	D-36- 5- 2	
146590-001	L- 2- 1- 5		146974-057	A-92		148144-001	D-21		148315-001	J-20	
146592-001	L- 2- 1-29		146974-064	A-92		148145-001	D-22		148341-001	F-26- 2	
146596-001	N- 1- 1		147049-002	K-11- 1- 2		148146-001	D-25		148342-001	F- 8- 2	
146597-101	N- 1- 2		147049-003	K-11- 2- 2		148147-001	D-26		148343-001	F-28	
146598-001	N- 1- 3		147049-004	K-11- 3- 2		148148-001	D-29		148344-001	F-29	
146599-001	N- 1- 4		147056-003	Z-54-18		148149-001	D-31		148346-001	D-14	
146617-001	H-13		147344-001	K-61		148163-001	E- 1		148348-001	Z-53	
146644-000	J-19		147440-000	L- 5- 3		148166-001	E- 1- 3		148354-101	C-34- 8- 2	
146649-001	K- 3		147629-001	C-16		148167-001	E- 3		148355-001	C-34- 8- 3	
146652-001	K-30		147631-001	C-16- 2		148168-000	E- 4		148373-000	B- 7	
146653-001	K-31		147691-000	J- 5		148169-000	E- 5		148387-001	L- 6- 1	
146654-001	K-33		147710-001	M- 1		148173-000	E- 6- 3		148388-001	L- 6- 2- 1	
146700-001	Z- 9		147712-001	M- 1- 4		148174-000	E- 7		148389-001	L- 6- 2- 3	
146713-001	A-37		147713-001	M- 1- 6		148175-000	E-10		148390-001	L- 6- 2- 4	
146730-001	C-34- 1		147893-002	Z-18		148176-001	E-14		148395-001	L- 6- 2	
146731-001	C-34- 2		147919-001	Z-41- 1		148177-001	E-19		148403-001	E-41	

Parts No.	Ref. No.	Remark	Parts No.	Ref. No.	Remark	Parts No.	Ref. No.	Remark	Parts No.	Ref. No.	Remark
148404-001	E-42		153552-001	E-39- 3							
148425-001	G- 1- 2- 3		153553-001	E-39- 3- 1							
	H- 1- 2- 2		153554-000	E-39- 3- 2							
148430-101	Z-30		153555-001	E-40- 3							
148431-101	Z-43- 1		154288-001	J-22							
148432-001	Z-43- 2		154702-002	Z-17							
148753-001	E-40- 4		154795-001	L- 2- 1-31							
148754-001	E-38- 5		154969-001	D-36- 1- 8							
148782-001	H-18			D-36- 2- 6							
148783-001	G-12- 1- 6			D-36- 4- 8							
	G-12- 2- 6			D-36- 5- 8							
148813-001	D-14- 3			D-36- 8- 6							
148838-001	E-30			D-36- 9- 6							
148847-001	E-31		154970-101	D-36- 4							
148857-001	C- 1- 2		154971-001	D-36- 6							
	G- 1- 1- 2		154972-001	D-36- 6- 6							
	H- 1- 1- 2			D-36- 7- 6							
148858-001	C- 1		154974-001	D-36- 2							
148859-000	A-75		154975-001	D-36- 7							
148925-001	Z-28		158438-001	D-27							
148982-001	A-33		159367-001	D-36- 8							
148984-001	A-33- 6		159369-001	D-36- 8- 2							
149005-001	Z-32- 2		159476-000	A-77							
149171-001	H-14		159574-001	L- 6-13							
149172-001	G-12- 1- 2		159686-001	G-14- 2							
	G-12- 2- 2		159884-001	H-15- 2							
149173-001	Z-10		180323-001	H-12							
149252-002	L- 6		181031-001	L- 5- 5							
149253-001	L- 6- 4		181628-001	G- 1- 1							
149255-001	L- 6- 6		181629-001	H- 1- 1							
149256-001	L- 6- 8		181969-003	A-45							
149566-001	K-11- 1- 1		181995-001	E-18							
	K-11- 2- 1		181995-002	L- 2- 1-19							
	K-11- 3- 1		183161-101	Z-43							
	L- 2- 1-11										
149568-002	K-11- 1										
149568-003	K-11- 2										
149568-004	K-11- 3										
150106-001	Z-54- 4										
150139-001	Z-54- 1										
150145-001	Z-54-20										
150160-003	Z-54										
150172-001	Z-54- 3										
150173-001	Z-54- 4- 1										
150176-001	Z-54- 6										
	Z-54-18- 1										
150179-001	Z-54- 8										
150180-000	Z-54-11										
150181-101	Z-54- 1- 2										
150182-000	Z-54-12										
150185-001	Z-54-20- 1										
150188-001	Z-54-14										
150189-001	Z-54- 1- 1										
150202-001	Z-54- 4- 2										
150339-001	M- 1- 1- 2										
150382-001	G- 1- 2 -2										
150550-000	Z-57- 1										
150553-002	L- 2- 1-21										
150556-002	L- 2- 6										
151017-001	Z-57										
151173-001	M- 1- 1										
151601-002	K-19										
151614-001	L- 6- 9										
152194-001	A-33- 7										
153483-001	L- 6-11										
153544-001	C-34- 8										
153547-001	D-36- 5										
153549-001	E-38- 3										
153550-001	E-38- 3- 1										
153551-000	E-38- 3- 2										

Year	1990	1991	1992	1993	1994
1					
2					
3					
4					
5					
6					
7					
8					
9					
10					





