

brother

HIGH SPEED TWIN-NEEDLE OVERLOCK MACHINE

DOPPEL-OVERLOCK-SCHNELLNÄHMASCHINE

MACHINE A DEUX AIGUILLES POUR POINT DE SURJET A HAUTE VITESSE

MAQUINA SOBREORILLADOR RAPIDA CON AGUJA DOBLE

EF4-B571

PARTS BOOK

TEILEKATALOG




LIVRE DES PIECES

LIBRO DE REFERENCIA DE PIEZAS


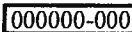

P571302





Notes for using this parts book

1. This book is applicable to sewing machines which have the same plate number as shown on the cover of this book (or correction sheet).
2. If the symbol  or  is in the "Parts No." column or the "Assembly No." column, please refer to the different parts list (page 17).
3. The symbol  in the "Parts No." column indicates that the parts is not available for supply. If, however, there is a number in the "Assembly No." column, the parts can be ordered as an assembly. Please, therefore, order by using the assembly number.
4. If the * symbol is found before the Parts No., order this parts together with its paired parts.
5. This book was prepared based on information available in February 1984.
6. Parts are subject to changes in design without prior notice.



Anmerkungen zum Gebrauch dieses Stücklistebuches

1. Dieses Buch bezieht sich auf die Nähmaschinen mit derselben Kennungsnummer wie auf diesem Buchumschlag (oder auf dem Korrekturblatt).
2. Wenn in der Stücknummer oder Gerätesatznummer Spalte das Zeichen  oder  steht, schlagen Sie bitte bei der gesonderte Stückliste (Seite 17) nach.
3. Dieses Zeichen  in der Spalte "Teilnummer" bedeutet, daß dieser Teil nicht lieferbar ist. Wenn jedoch in der Spalte "Gerätesatznummer" eine Nummer steht, kann dieser Teil als ein Geräteteilsatz bestellt werden. Bestellen Sie daher bitte mit dieser Gerätesatznummer.
4. Bei diesem Zeichen * vor der Teilnummer bestellen Sie bitte diesen Teil Paarweise, zusammen mit seinem Gegenstück.
5. Dieses Buch basiert auf den Informationen vom Februar 1984.
6. Modelländerungen sind vorbehalten.

Notes sur l'utilisation de ce manuel de pièces détachées

1. Ce manuel est destiné aux machines à coudre ayant le même numéro de plaque montré sur la couverture de ce manuel (ou sur la feuille de corrections).
2. Si le symbole  ou 000000-000 est présent dans la colonne "No. de pièce" ou dans la colonne "No. de ensemble", se référer à la liste de pièces annexe (page 17).
3. Le symbole  dans la colonne "N" de pièce" signifie que la pièce ne peut être fournie. Si, dans la colonne "N" jeu de pcs", il y a un numéro de nomenclature, la pièce peut être commandée comme faisant partie d'un jeu de pièces. Donc, pour toute commande, veuillez spécifier le n° de jeu de pièces.
4. Si, devant le n° de pièce, il y a le symbole *, veuillez commander cette pièce avec sa pièce appariée.
5. Ce manuel a été fait d'après les renseignements valables au mois de Février 1984.
6. Les pièces peuvent être sujettes à des modifications sans préavis.

Notas para usar este Libro de Piezas

1. Este libro sirve para todas las máquinas de coser que llevan la misma placa de identificación que la que se puede ver en la tapa de este libro (o en la hoja de erratas).
2. De haber el símbolo  o el 000000-000 en la columna del "Número de Pieza" o en la del "Número de Juego", habrá que ver la lista de piezas separada (página 17).
3. El símbolo , que se encuentra en la columna del "Número de Pieza", quiere decir que no se dispone de dicha pieza sola. Cuando, empero, hay un número en la columna del "Número de Juego", se podrá ordenar la pieza con todo el juego. Por lo tanto, será mejor hacer el pedido recurriendo al número del juego respectivo.
4. Si antes del número de una pieza, se encuentra el símbolo *, habrá que ordenar dicha pieza junto con la otra con la que va la misma.
5. Este libro ha sido compilado basándose en los datos de que se disponía en febrero de 1984.
6. Las piezas quedan sujetas a cambios de diseño sin aviso previo.

CONTENTS

A. Machine body (1)	1
A. Machine body (2)	2
B. Crank shaft mechanism	3
C. Needle bar mechanism	4
D. Presser foot mechanism (1)	5
D. Presser foot mechanism (2)	6
E. Feed mechanism (1)	7
E. Feed mechanism (2)	8
F. Knife mechanism	9
G. Over looper mechanism	10
H. Under looper mechanism	11
J. Lubrication	12
K. Thread tension	13
L. Ruffler Attachment	14
Z. Accessories (1)	15
Z. Accessories (2)	16
DIFFERENT PARTS LIST	17
INDEX	21

INHALTSVERZEICHNIS

A. Maschinengehäuse (1)	1
A. Maschinengehäuse (2)	2
B. Kurbelwelle	3
C. Nadelstangenvorrichtung	4
D. Stoffdrückerfuß (1)	5
D. Stoffdrückerfuß (2)	6
E. Transportvorrichtung (1)	7
E. Transportvorrichtung (2)	8
F. Messer	9
G. Oberen Greifer	10
H. Unterer Greifer	11
J. Schmierung	12
K. Fadenspannung	13
L. Kräuselvorrichtung	14
Z. Zubehör (1)	15
Z. Zubehör (2)	16
ZUBEHÖRLISTE	17
VERZEICHNIS	21

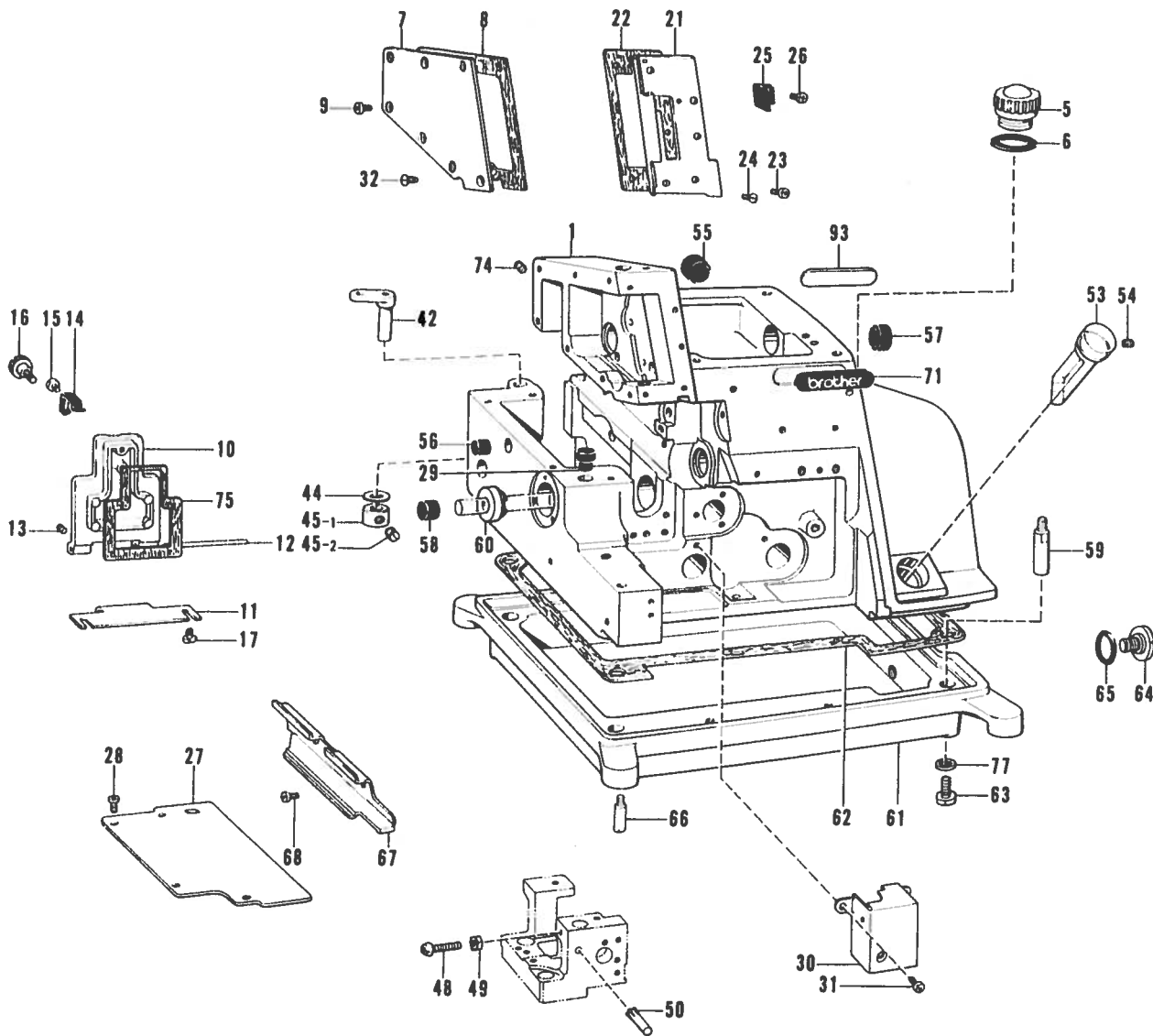
TABLE DES MATIERES

A. Corps de la machine (1)	1
A. Corps de la machine (2)	2
B. Mécanisme de vilebrequin	3
C. Mécanisme de barre à aiguille	4
D. Mécanisme du pied presseur (1)	5
D. Mécanisme du pied presseur (2)	6
E. Mécanisme de l'entraînement (1)	7
E. Mécanisme de l'entraînement (2)	8
F. Mécanisme du couteau	9
G. Mécanisme du boucleur supérieur ..	10
H. Mécanisme du boucleur inférieur	11
J. Lubrification	12
K. Tension du fil	13
L. Accessoire pour fronces	14
Z. Accessoires (1)	15
Z. Accessoires (2)	16
LISTE DES PIECES ACCESSOIRES	17
INDEX	21

INDICE

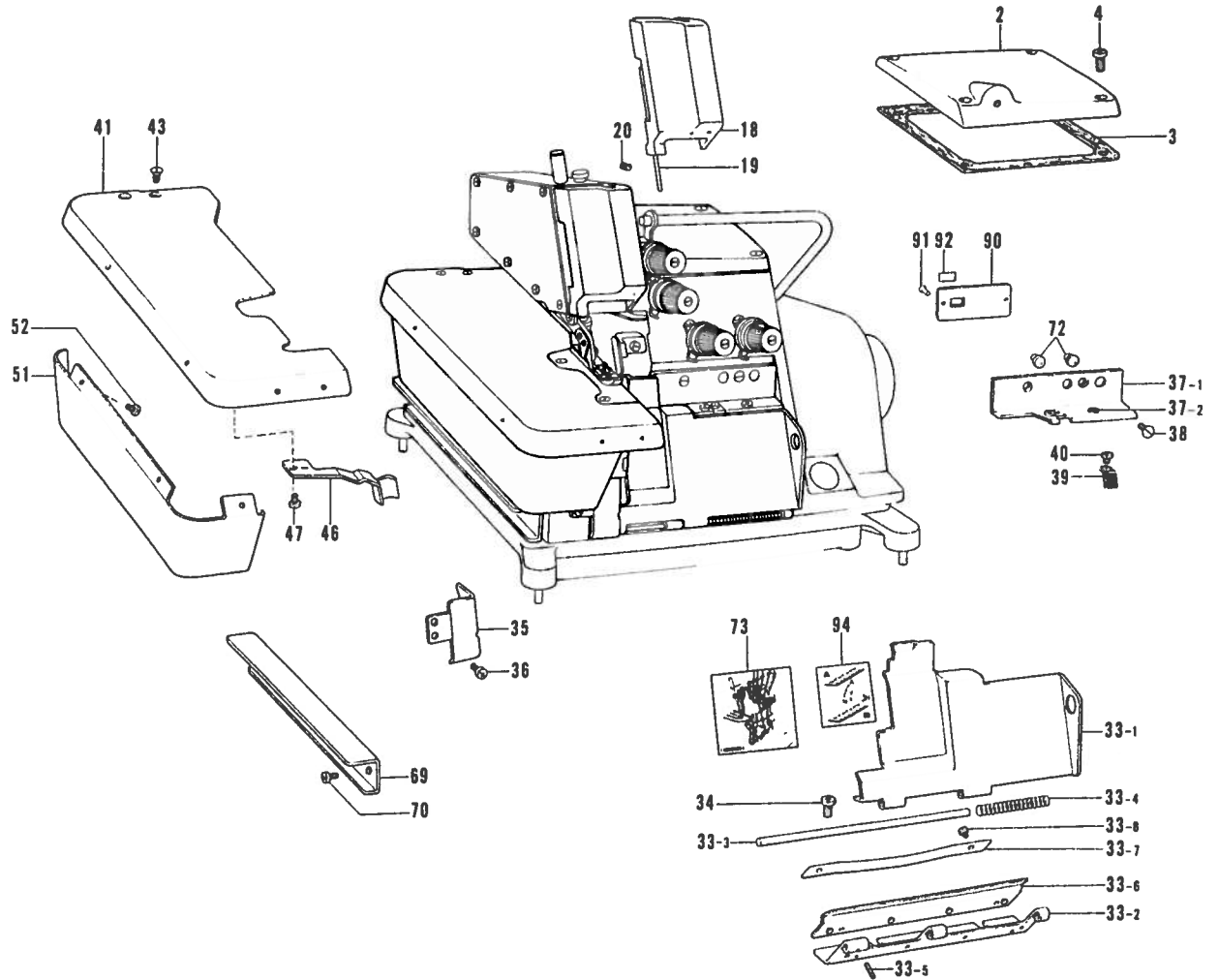
A. Cuerpo de la máquina (1)	1
A. Cuerpo de la máquina (2)	2
B. Mecanismo del cigüeñal	3
C. Mecanismo del barra de aguja	4
D. Mecanismo del prensatelas (1)	5
D. Mecanismo del prensatelas (2)	6
E. Mecanismo de la alimentación (1) ..	7
E. Mecanismo de la alimentación (2) ..	8
F. Mecanismo del cuchilla	9
G. Mecanismo del presilladora superior	10
H. Mecanismo del presilladora inferior	11
J. Lubricación	12
K. Tension del hilo	13
L. Accesorio de fruncido	14
Z. Accesorios (1)	15
Z. Accesorios (2)	16
LISTA DE PIEZAS ACCESORIAS	17
INDICE	21

A. Machine body (1) / Maschinengehäuse (1)
 Corps de la machine (1) / Cuerpo de la máquina (1)



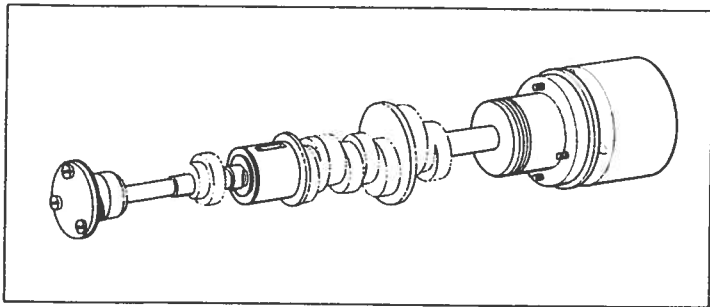
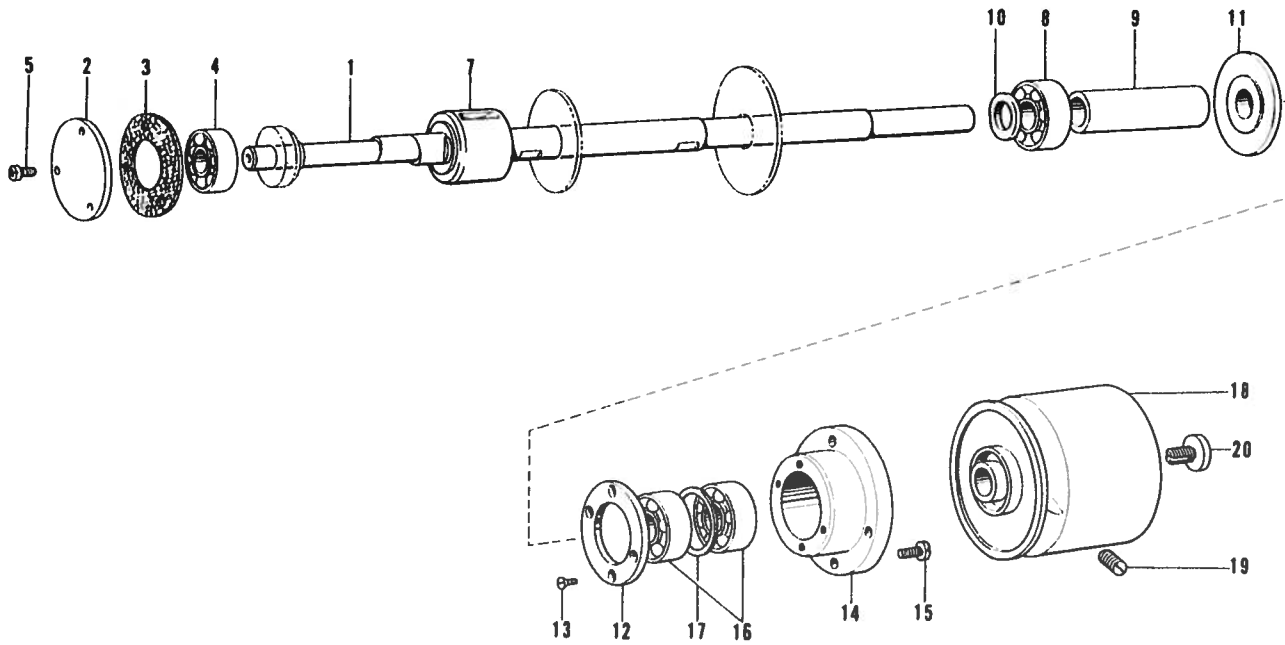
Ref. No.	Name of Parts	Q'ty	Parts No.	Assembly No.	Ref. No.	Name of Parts	Q'ty	Parts No.	Assembly No.
1	Machine Body	1			44	Washer	1	141183-000	
5	Cap for Oil Feeding Hole	1	146421-000		45-1	Set Collar	1		A-45 Collar Assembly 181969-003
6	Packing	1	113589-001		45-2	Screw 6.35	2	101706-001	
7	Cover for Needle Driving Mechanism	1	148067-001		48	Screw 357 - 40 x 14	1	062671-412	
8	Packing	1	148068-000		49	Nut 3.57	1	021670-202	
9	Screw 437 - 40 x 7	6	062680-716		50	Pin	1	117608-001	
10	Cover for Feed Mechanism (B)	1	148069-001		53	Oil Gauge	1	148084-001	
11	Feed Mechanism Cover Hinge	1	148070-001		54	Screw 4.37	1	014680-422	
12	Hinge Shaft	1	148071-000		55	Oil Cap	1	140066-001	
13	Screw 3.18	1	146427-001		56	Oil Cap	1	146315-000	
14	Stopper Spring	1	148072-001		57	Oil Cap	1	140066-001	
15	Screw 357 - 40 x 6	1	062670-612		58	Oil Cap	1	140065-001	
16	Screw 3.57	1	129984-002		59	Machine Body Leg	4	148085-001	
17	Screw 437 - 40 x 7	2	062680-712		60	Oil Stopper Plate	1	148086-000	
21	Face Plate	1	148074-001		61	Oil Reservoir	1	148087-001	
22	Packing	1	148075-000		62	Packing	1	148088-000	
23	Screw 357 - 40 x 6	2	062670-612		63	Bolt 6.35 x 16	4	017771-612	
24	Screw 3.57	1	102843-004		64	Screw 9.52	1	110641-002	
25	Stopper Spring	1	140041-001		65	Packing	1	109203-001	
26	Screw 357 - 40 x 6	1	062670-612		66	Set Pin for Cushion	4	140077-001	
27	Cover for Feed Mechanism (A)	1	148076-001		67	Cloth Guide (L)	1	148089-001	
28	Screw 357 - 40 x 6	4	062670-612		68	Screw 357 - 40 x 6	2	062670-612	
29	Cloth Plate Cushion	1	148077-001		71	Name Plate	1		
30	Inside Cover	1	148078-001		74	Screw 5.95	2	013760-612	
31	Screw 357 - 40 x 6	2	062670-612		75	Packing	1	148859-000	
32	Screw 4.37	1	100032-003		77	Washer	4	159476-000	
42	Cloth Plate Supporter	1	143374-001		93	Parts Book Number Plate	1		

A. Machine body (2) / Maschinengehäuse (2)
 Corps de la machine (2) / Cuerpo de la máquina (2)



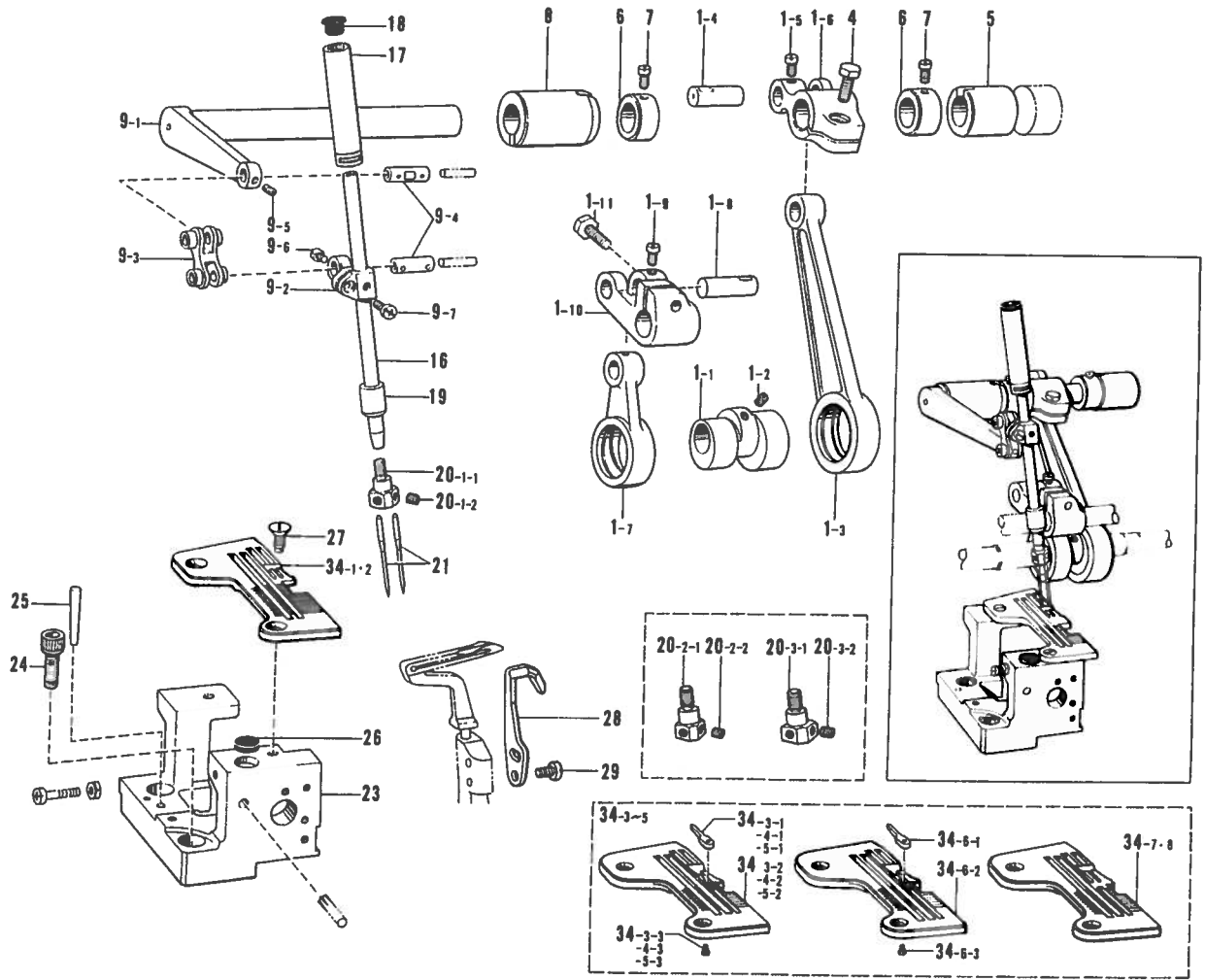
Ref. No.	Name of Parts	Q'ty	Parts No.	Assembly No.	Ref. No.	Name of Parts	Q'ty	Parts No.	Assembly No.
2	Top Cover	1	148065-001		38	Screw 4.37	2	117160-001	
3	Packing	1	148066-000		39	Stopper Spring for Front Cover	1	146446-001	
4	Screw 437 - 40 x 14	4	062681-412		40	Screw 357 - 40 x 4	1	062670-412	
18	Face Plate Cover	1	148073-001		41	Cloth Plate	1	148082-001	
19	Pin for Face Plate	1	146426-000		43	Screw 4.37	2	100032-003	
20	Screw 3.18	1	146427-001		46	Spring	1	148304-001	
33-1	Front Cover	1			47	Screw 357 - 40 x 6	2	062670-612	
33-2	Front Cover Hinge	1	146440-001		51	Cloth Plate Lower	1	148083-001	
33-3	Shaft for Front Cover	1	146441-000		52	Screw 357 - 40 x 4	3	062670-412	
33-4	Spring	1	146442-001		69	Frame Hanger	1	148090-001	
33-5	Spring Pin 1.4 x 8	1	047140-842	A-33 Front Cover Assembly 148985-001	70	Screw 437 - 40 x 7	3	062680-712	
33-6	Hinge Cover	1	148984-001		72	Oil Cap	2	143196-001	
33-7	Hinge Cover Presser Plate	1	152194-001		73	Threading Diagram	1	148098-001	
33-8	Screw 357 - 40 x 4	2	062670-412		90	Model Plate H571	1		
34	Screw 437 - 40 x 8	2	060680-812		91	Pin	2		
35	Front Cover Guide	1	148081-001		92	Label	1	146975-	
36	Screw 357 - 40 x 6	2	062670-612		94	Label	1	147943-001	
37-1	Supporter for Front Cover	1		A-37 Supporter for Front Cover Assembly 146713-001					
37-2	Thread Bushing	2	146924-000						

B. Crank shaft mechanism / Kurbelwelle
 Mécanisme de vilebrequin / Mecanismo del cigüeñal



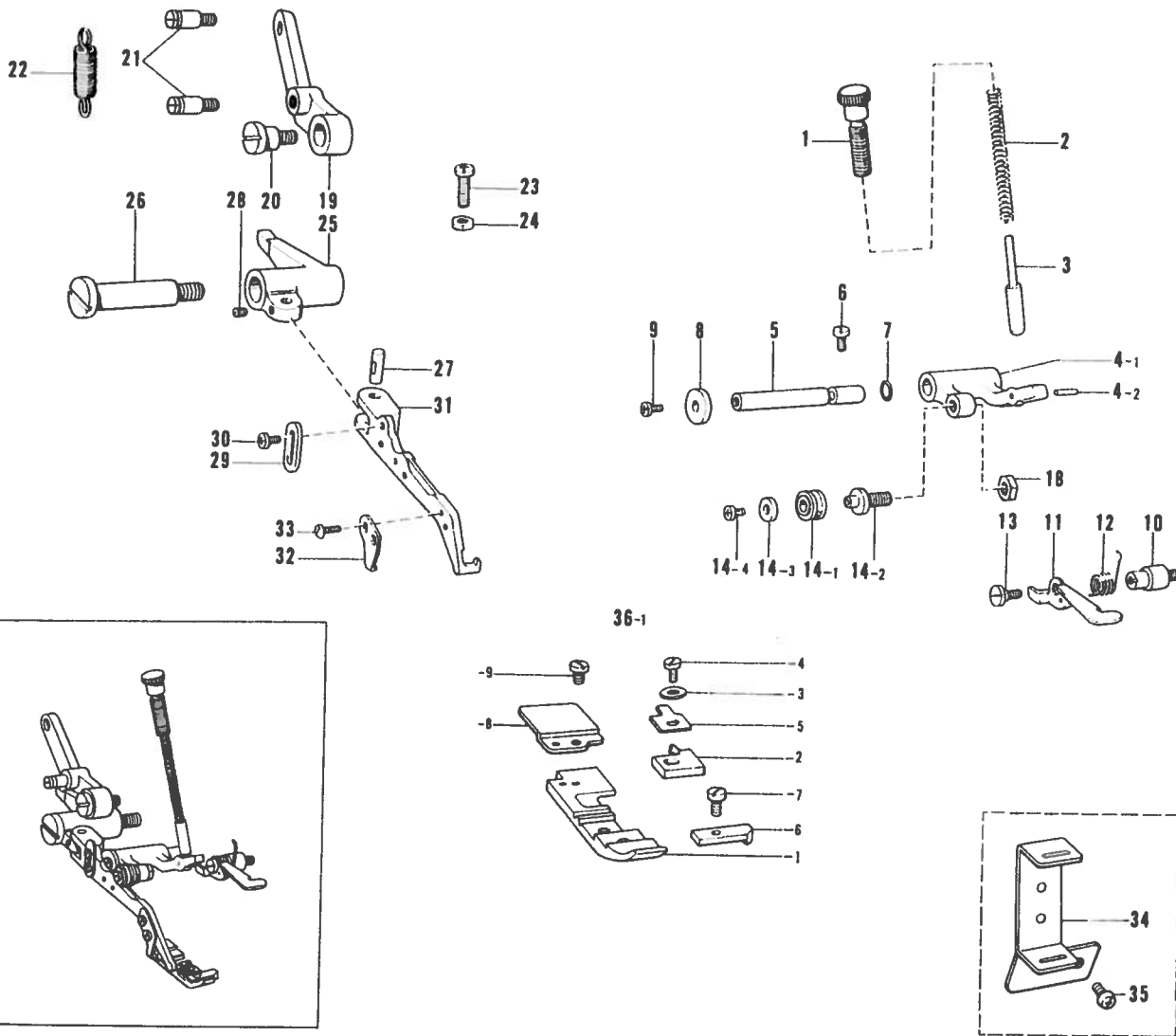
Ref. No.	Name of Parts	Q'ty	Parts No.	Assembly No.	Ref. No.	Name of Parts	Q'ty	Parts No.	Assembly No.
1	Crank Shaft	1	148109-001		12	Bearing Cover	1	110673-000	
2	Bearing Cap	1	143311-001		13	Screw 3.18	4	107244-001	
3	Packing	1	143312-000		14	Bearing Case	1	110670-000	
4	Bearing 6000	1	072600-000		15	Screw 437 - 40 x 10	4	062681-012	
5	Screw 357 - 40 x 8	3	062670-812		16	Bearing 6001	2	072600-100	
7	Crank Shaft Bushing (L) Assembly	1	148373-000		17	Thrust Washer	1	110672-000	
8	Bearing 6001	1	072600-100		18	Pulley	1	140085-003	
9	Crank Shaft Bushing (L) Assembly	1	148111-000		19	Screw 5.95	2	013761-410	
10	Spacer	1	148112-000		20	Cap Screw	1	140180-001	
11	Oil Rejector	1	140084-000						

C. Needle bar mechanism / Nadelstangenvorrichtung
 Mécanisme de barre à aiguille / Mecanismo del barra de aguja



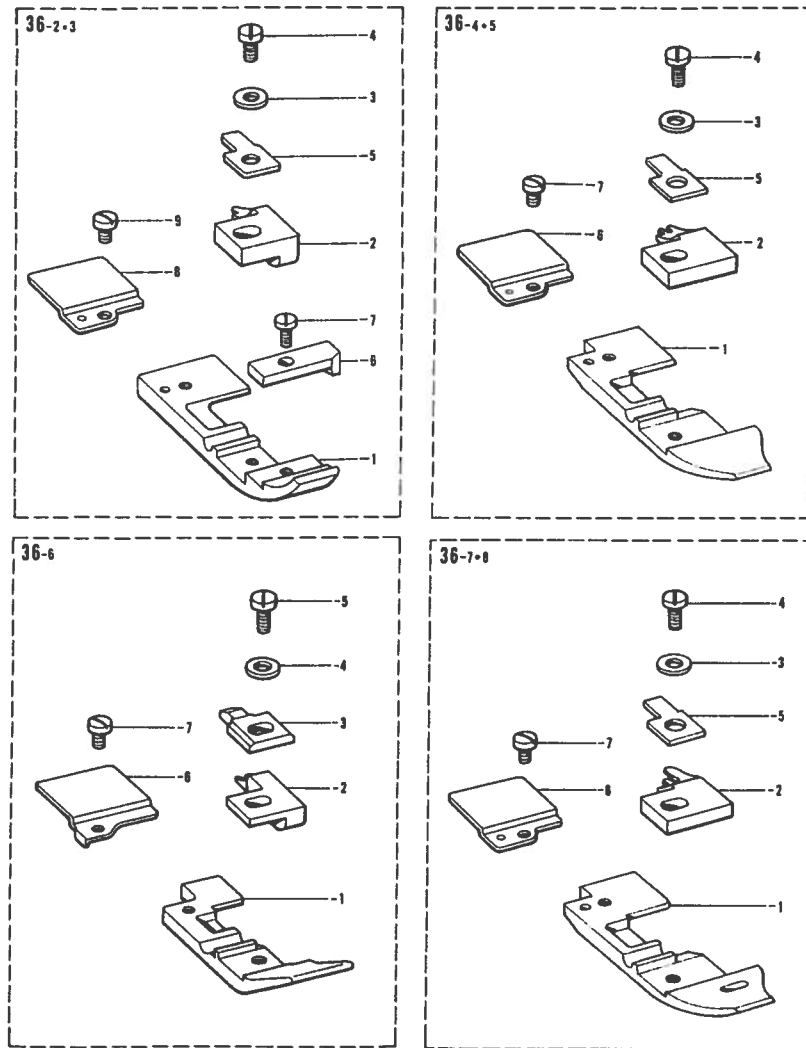
Ref. No.	Name of Parts	Q'ty	Parts No.	Assembly No.	Ref. No.	Name of Parts	Q'ty	Parts No.	Assembly No.
1-1	Needle Bar, Upper Knife Eccentric Cam	1		C-1 Needle Arm Driving Crank Rod Assembly 148858-001	20-2-1	Needle Clamp 2.2	1		C-20-2 Needle Clamp 2.2 Assembly 146773-001
1-2	Screw 6.35	2	148857-001		20-2-2	Screw 3.18	2	146427-001	
1-3	Needle Bar Driving Crank Rod	1			20-3-1	Needle Clamp 3	1		C-20-3 Needle Clamp 3 Assembly 146775-001
1-4	Rod Pin	1	148117-001		20-3-2	Screw 3.18	2	146427-001	
1-5	Screw 4.37	1	100366-001		21	Needle	2		
1-6	Needle Arm Driving Lever	1	148118-001		23	Needle Plate Support Bracket	1	148124-002	
1-7	Upper Knife Driving Rod	1			24	Bolt 6 x 16	2	018061-622	
1-8	Rod Pin	1	148117-001		25	Pin	1	107351-001	
1-9	Screw 4.37	1	100366-001		26	Cloth Plate Cushion (R)	1	111486-001	
1-10	Upper Knife Driving Lever	1			27	Screw 4.37	2	100032-003	
1-11	Bolt 5.95 x 16	1	017761-612		28	Movable Needle Guard	1	144127-001	
4	Bolt 5.95 x 16	1	017761-612	29	Screw 357 - 40 x 8	2	062670-812		
5	Needle Shaft Bushing (Right)	1	148120-000	34-1	Needle Plate	1	146779-001		
6	Set Collar	2	140092-001	34-2	Needle Plate	1	146780-001		
7	Screw 4.37	4	100366-001	34-3-1	Stitch Tongue	1	S01706-001	C-34-3 Needle Plate Assembly S01711-001	
8	Needle Shaft Bushing (Left)	1	148121-000	34-3-2	Needle Plate	1			
9-1	Needle Bar Crank Shaft	1		34-3-3	Screw 1.98	1	S01708-001		
9-2	Needle Bar Clamp	1	148122-001	34-4-1	Stitch Tongue	1	S01706-001	C-34-4 Needle Plate Assembly S01713-001	
9-3	Needle Bar Link	1	148270-001	34-4-2	Needle Plate	1			
9-4	Needle Bar Link Stud	2	148271-001	34-4-3	Screw 1.98	1	S01708-001		
9-5	Screw 3.18	1	146427-001	34-5-1	Stitch Tongue	1	S01706-001	C-34-5 Needle Plate Assembly S01715-001	
9-6	Screw 318 - 40 x 4	1	062660-412	34-5-2	Needle Plate	1			
9-7	Screw 357 - 40 x 8	1	062670-812	34-5-3	Screw 1.98	1	S01708-001		
16	Needle Bar	1	146483-001	34-6-1	Stitch Tongue	1	S01706-001	C-34-6 Needle Plate Assembly S01717-001 (Ruffling)	
17	Needle Bar Bushing (U)	1	148123-001	34-6-2	Needle Plate	1			
18	Cap	1	114255-002	34-6-3	Screw 1.98	1	S01708-001		
19	Needle Bar Bushing (D)	1	146486-000	34-7	Needle Plate (Denim)	1	146785-001		
20-1-1	Needle Clamp 1.8	1		34-8	Needle Plate	1	148032-001		
20-1-2	Screw 3.18	2	146427-001						

D. Presser foot mechanism (1) / Stoffdrückerfuß (1)
 Mécanisme du pied presseur (1) / Mecanismo del prensatelas (1)



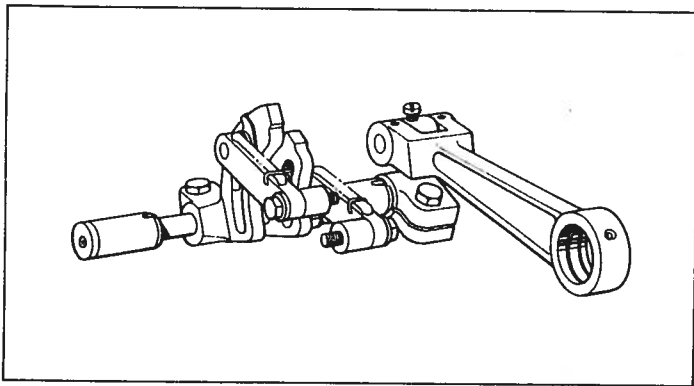
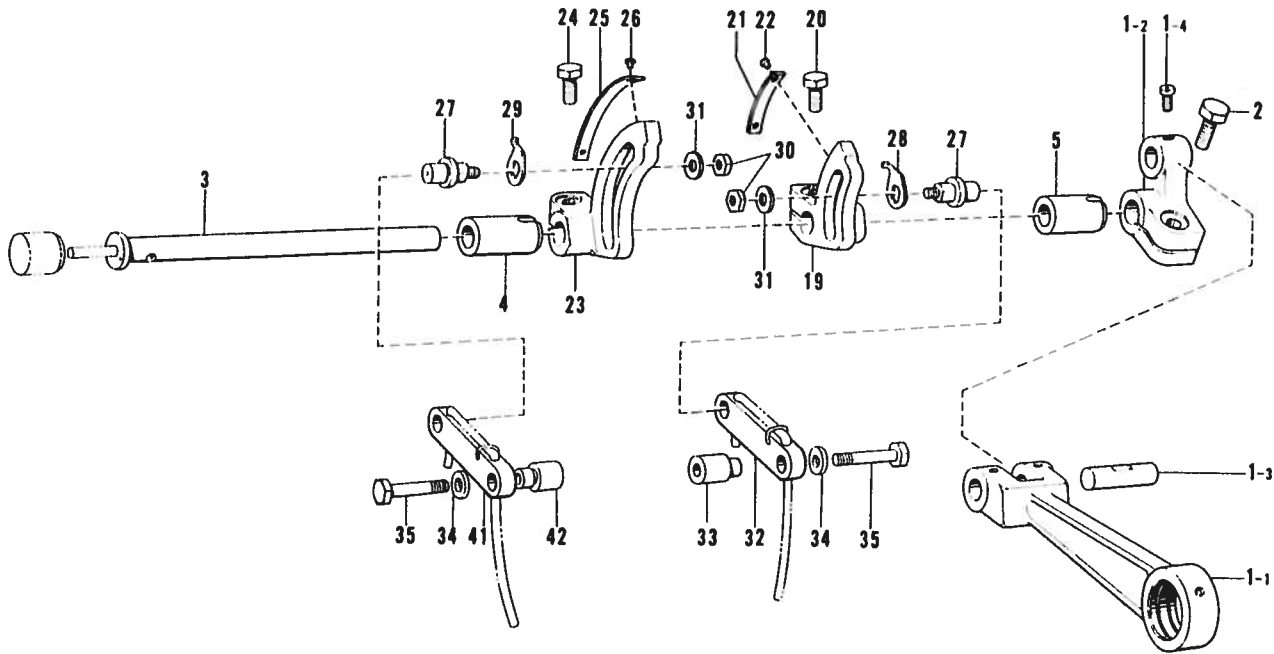
Ref. No.	Name of Parts	Q'ty	Parts No.	Assembly No.	Ref. No.	Name of Parts	Q'ty	Parts No.	Assembly No.
1	Screw	1	148128-001		22	Spring	1	148145-001	
2	Spring	1	148129-001		23	Screw 437 - 40 x 16	1	062681-612	
3	Pin	1	148130-001		24	Nut 4.37	1	021680-202	
4-1	Presser Bar Lever	1		D-4 Presser Bar Lever Assembly 148131-001	25	Presser Foot Supporter	1	148146-001	
4-2	Roller	1	148133-001		26	Stud Screw 7.94	1	148147-001	
5	Presser Bar Lever Shaft	1	148134-001		27	Pin for Presser Arm Shaft	1	158438-001	
6	Screw 4.37	1	104908-001		28	Screw 3.18	1	146427-001	
7	"O" Ring PW2	1	081002-670		29	Presser Arm Stopper	1	148148-001	
8	Washer	1	148135-001		30	Screw 318 - 40 x 4	2	062660-412	
9	Screw 437 - 40 x 7	1	062680-712		31	Main Presser Arm	1	148149-001	
10	Presser Bar Lifter Bracket	1	148136-001		32	Presser Foot Stopper	1	140504-001	
11	Presser Bar Lifter	1	148137-001		33	Screw 318 - 40 x 5	2	060660-512	
12	Spring	1	148138-001		34	Tape Guide	1	146883-001	
13	Stud Screw 3.57	1	148139-001		35	Screw 318 - 40 x 4	2	062660-412	
14-1	Presser Arm Roller	1		D-14 Presser Arm Roller Assemble 148346-001	36-1-1	Presser Foot	1		
14-2	Presser Arm Roller Stud	1			36-1-2	Stitch Tongue	1	146964-001	
14-3	Washer	1	148813-001		36-1-3	Washer 3	1	025030-132	
14-4	Screw 357 - 40 x 5	1	062670-512		36-1-4	Screw 3.18	1	100080-004	
18	Nut 5.95	1	100022-005		36-1-5	Presser Foot Hinge Spring	1	146887-001	D-36-1 Presser Foot Assembly 154986-001
19	Presser Foot Lifter Lever	1	148143-001		36-1-6	Presser Foot (Front)	1	146888-001	
20	Stud Screw 6.35	1	141528-002		36-1-7	Screw 2.38 x 3.5	1	S01295-001	
21	Spring Hook	2	148144-001		36-1-8	Presser Foot (Rear)	1	154969-001	
					36-1-9	Screw 2.38	1	105288-001	

D. Presser foot mechanism (2) / Stoffdrückerfuß (2)
 Mécanisme du pied presseur (2) / Mecanismo del prensatelas (2)



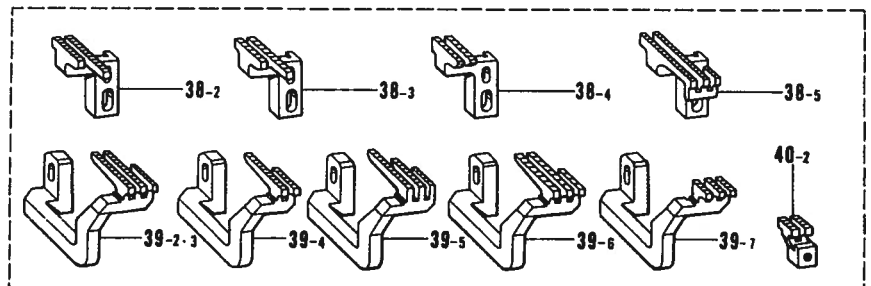
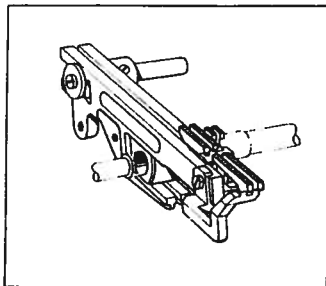
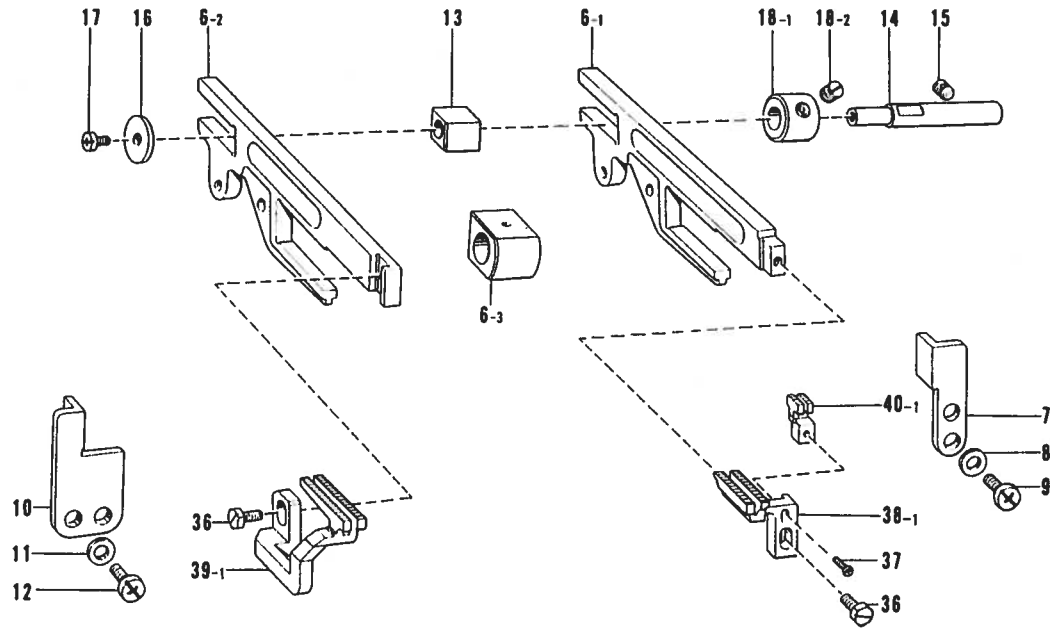
Ref. No.	Name of Parts	Q'ty	Parts No.	Assembly No.	Ref. No.	Name of Parts	Q'ty	Parts No.	Assembly No.
36-2-1	Presser Foot	1		D-36-2 Presser Foot Assembly 146902-101 (2.2mm)	36-5-3	Washer 3	1	025030-132	D-36-5 Presser Foot Assembly 154989-001 (Bulky 4mm · 5mm)
36-2-2	Stitch Tongue	1	146903-001		36-5-4	Screw 3.18	1	100080-004	
36-2-3	Washer 3	1	025030-132		36-5-5	Presser Foot Hinge Spring	1	146887-001	
36-2-4	Screw 3.18	1	100080-004		36-5-6	Presser Foot (Rear)	1	154969-001	D-36-6 Presser Foot Assembly 154983-001 (Ruffling)
36-2-5	Presser Foot Hinge Spring	1	146887-001		36-5-7	Screw 2.38	1	105288-001	
36-2-6	Presser Foot (Front)	1	146888-001		36-6-1	Presser Foot (U)	1		
36-2-7	Screw 2.38 x 3.5	1	S01295-001		36-6-2	Stitch Tongue (V)	1	144816-001	
36-2-8	Presser Foot (Rear)	1	154969-001		36-6-3	Presser Foot Hinge Spring	1	144091-001	
36-2-9	Screw 2.38	1	105288-001		36-6-4	Washer 3	1	025030-132	
36-3-1	Presser Foot	1		36-6-5	Screw 3.18	1	100080-004	D-36-7 Presser Foot Assembly 149529-101 (Taping)	
36-3-2	Stitch Tongue	1	146966-001	36-6-6	Presser Foot (Rear)	1	154972-001		
36-3-3	Washer 3	1	025030-132	36-6-7	Screw 2.38	1	105288-001		
36-3-4	Screw 3.18	1	100080-004	36-7-1	Presser Foot	1		D-36-8 Presser Foot Assembly 146906-101 (Taping)	
36-3-5	Presser Foot Hinge Spring	1	146887-001	36-7-2	Stitch Tongue	1	149526-001		
36-3-6	Presser Foot (Front)	1	146888-001	36-7-3	Washer 3	1	025030-132		
36-3-7	Screw 2.38 x 3.5	1	S01295-001	36-7-4	Screw 3.18	1	100080-004		
36-3-8	Presser Foot (Rear)	1	154969-001	36-7-5	Presser Foot Hinge Spring	1	146887-001		
36-3-9	Screw 2.38	1	105288-001	36-7-6	Presser Foot (Rear)	1	154969-001		
36-4-1	Presser Foot	1		36-7-7	Screw 2.38	1	105288-001	D-36-8 Presser Foot Assembly 146906-101 (Taping)	
36-4-2	Stitch Tongue	1	146905-001	36-8-1	Presser Foot	1			
36-4-3	Washer 3	1	025030-132	36-8-2	Stitch Tongue	1	146907-001		
36-4-4	Screw 3.18	1	100080-004	36-8-3	Washer 3	1	025030-132		
36-4-5	Presser Foot Hinge Spring	1	146887-001	36-8-4	Screw 3.18	1	100080-004		
36-4-6	Presser Foot (Rear)	1	154969-001	36-8-5	Presser Foot Hinge Spring	1	146887-001		
36-4-7	Screw 2.38	1	105288-001	36-8-6	Presser Foot (Rear)	1	154969-001		
36-5-1	Presser Foot	1		36-8-7	Screw 2.38	1	105288-001		
36-5-2	Stitch Tongue	1	146907-001						

E. Feed mechanism (1) / Transportvorrichtung (1)
 Mécanisme de l'entraînement (1) / Mecanismo de la alimentación (1)



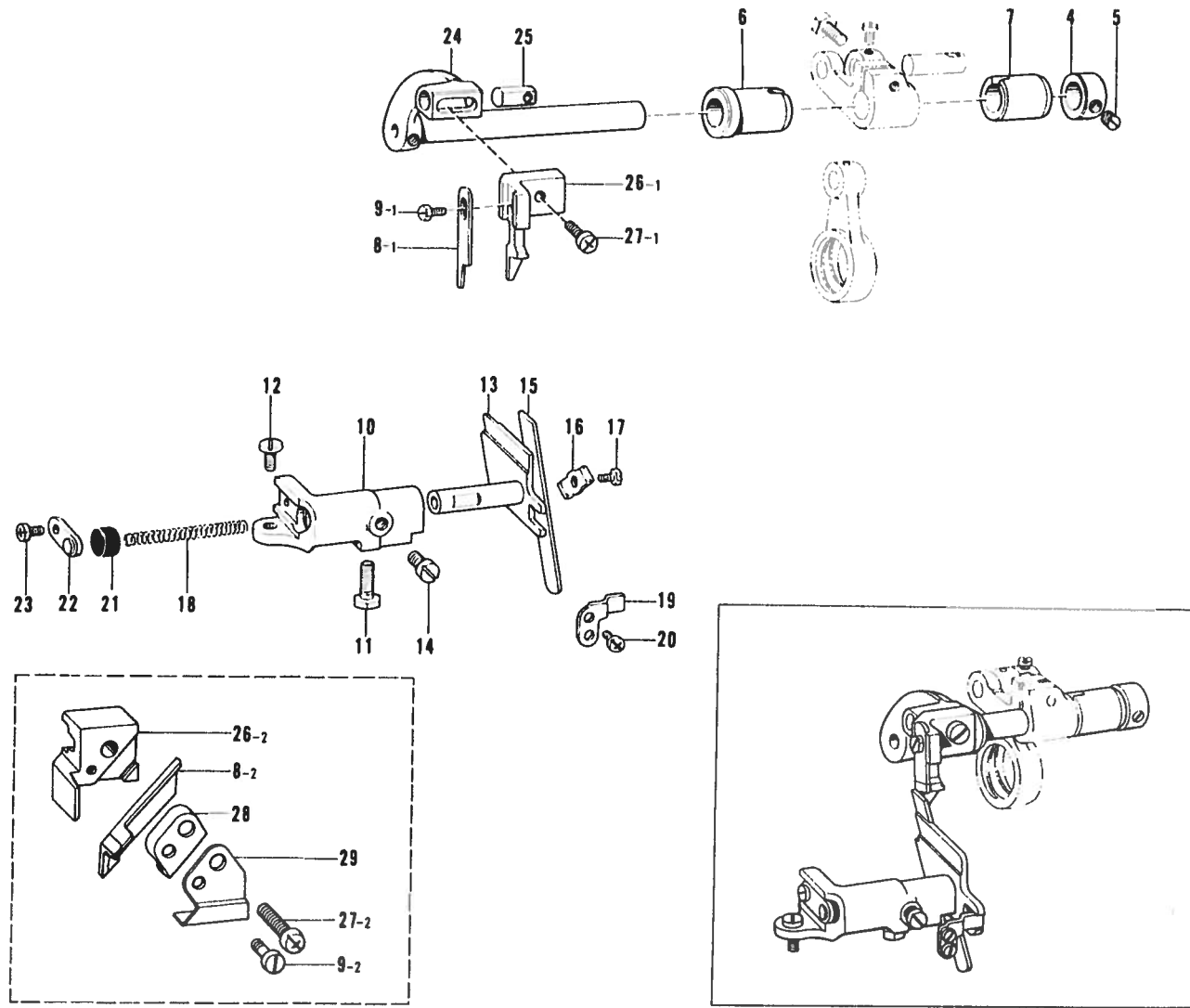
Ref. No.	Name of Parts	Q'ty	Parts No.	Assembly No.	Ref. No.	Name of Parts	Q'ty	Parts No.	Assembly No.
1-1	Feed Rod	1		E-1 Feed Rod Assembly 148163-001	25	Indicator Plate	1	148180-001	
1-2	Feed Arm	1			26	Pin	2	116231-001	
1-3	Feed Arm Pin	1	148166-001		27	Feed Link Shaft	2	148181-001	
1-4	Screw 4.37	1	100366-001		28	Feed Link Indicator Plate (Right)	1	148182-001	
2	Bolt 5.95 x 14	1	017761-412		29	Feed Link Indicator Plate (Left)	1	148183-001	
3	Feed Shaft	1	148167-001		30	Nut 4.76	2	148838-001	
4	Feed Shaft Bushing (Left)	1	148168-000		31	Washer	2	148847-001	
5	Feed Shaft Bushing (Right)	1	148169-000		32	Feed Link	1	148184-000	
19	Main Feed Arm	1	148177-001		33	Feed Link Bushing	1	148185-001	
20	Bolt 5.95 x 14	1	017761-412		34	Washer	2	140208-001	
21	Indicator Plate	1	148178-001		35	Bolt 4.76	2	148186-001	
22	Pin	2	116231-001		41	Feed Link	1	148403-001	
23	Differential Feed Arm	1	148179-001		42	Feed Link Bushing	1	148404-001	
24	Bolt 5.95 x 14	1	017761-412						

E. Feed mechanism (2) / Transportvorrichtung (2)
 Mécanisme de l'entraînement (2) / Mecanismo de la alimentación (2)



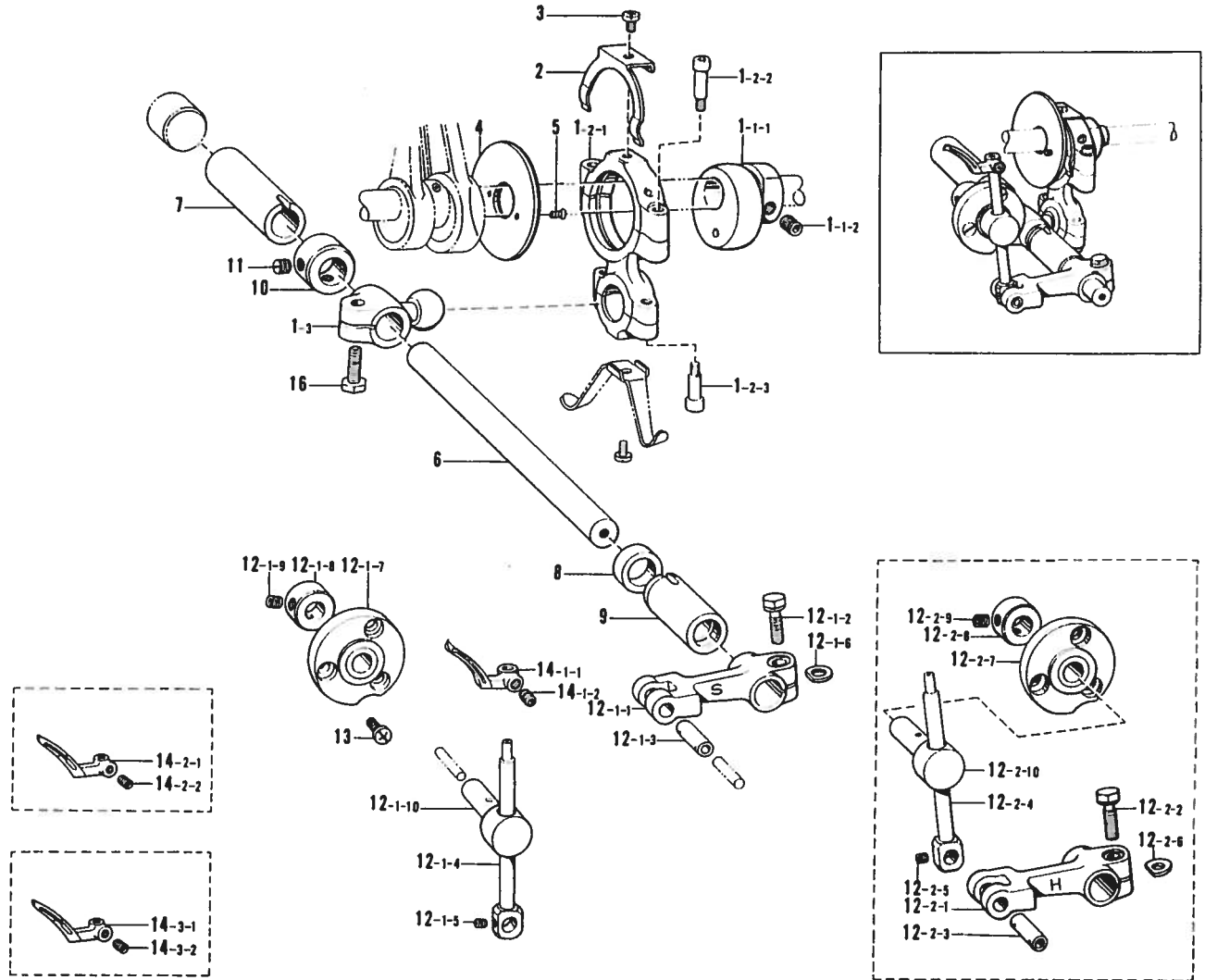
Ref. No.	Name of Parts	Q'ty	Parts No.	Assembly No.	Ref. No.	Name of Parts	Q'ty	Parts No.	Assembly No.
6-1	Main Feed Bar	1		E-6 Feed Bar Guide Block Assembly 148262-001	36	Bolt 4.37	2	117516-001	
6-2	Differential Feed Bar	1			37	Screw 238 - 56 x 8	1	062630-812	
6-3	Feed Lifting Slide Block	1	148173-000		38-1	Main Feed Dog	1	146744-001	
7	Feed Bar Guide (R)	1	148174-000		38-2	Main Feed Dog (Bulky)	1	150834-001	
8	Washer	2	100645-003		38-3	Main Feed Dog (Bulky)	1	148187-001	
9	Screw 437 - 40 x 8	2	060680-812		38-4	Main Feed Dog (Denim)	1	146790-001	
10	Feed Bar Guide (L)	1	148175-000		38-5	Main Feed Dog (Ruffling)	1	156333-001	
11	Washer	2	100645-003		39-1	Differential Feed Dog	1	146748-001	
12	Screw 437 - 40 x 8	2	060680-812		39-2	Differential Feed Dog	1	156036-001	
13	Feed Bar Guide Block	1	146547-000		39-3	Differential Feed Dog	1	146749-001	
14	Feed Bar Guide Block Shaft	1	148176-001		39-4	Differential Feed Dog (Bulky)	1	148402-001	
15	Screw 6.35 x 6	1	014770-622		39-5	Differential Feed Dog (Bulky)	1	156131-001	
16	Slide Plate	1	146549-001		39-6	Differential Feed Dog (Denim)	1	146791-001	
17	Screw 437 - 40 x 7	1	062680-712		39-7	Differential Feed Dog (Ruffling)	1	146751-001	
18-1	Set Collar	1		E-18 Collar Assembly 181995-001	40-1	Chain Feed Dog	1	146577-001	
18-2	Screw 6.35	2	101706-001			40-2	Chain Feed Dog (Bulky, Ruffling)	1	148189-001

F. Knife mechanism / Messer
 Mécanisme du couteau / Mecanismo del cuchilla



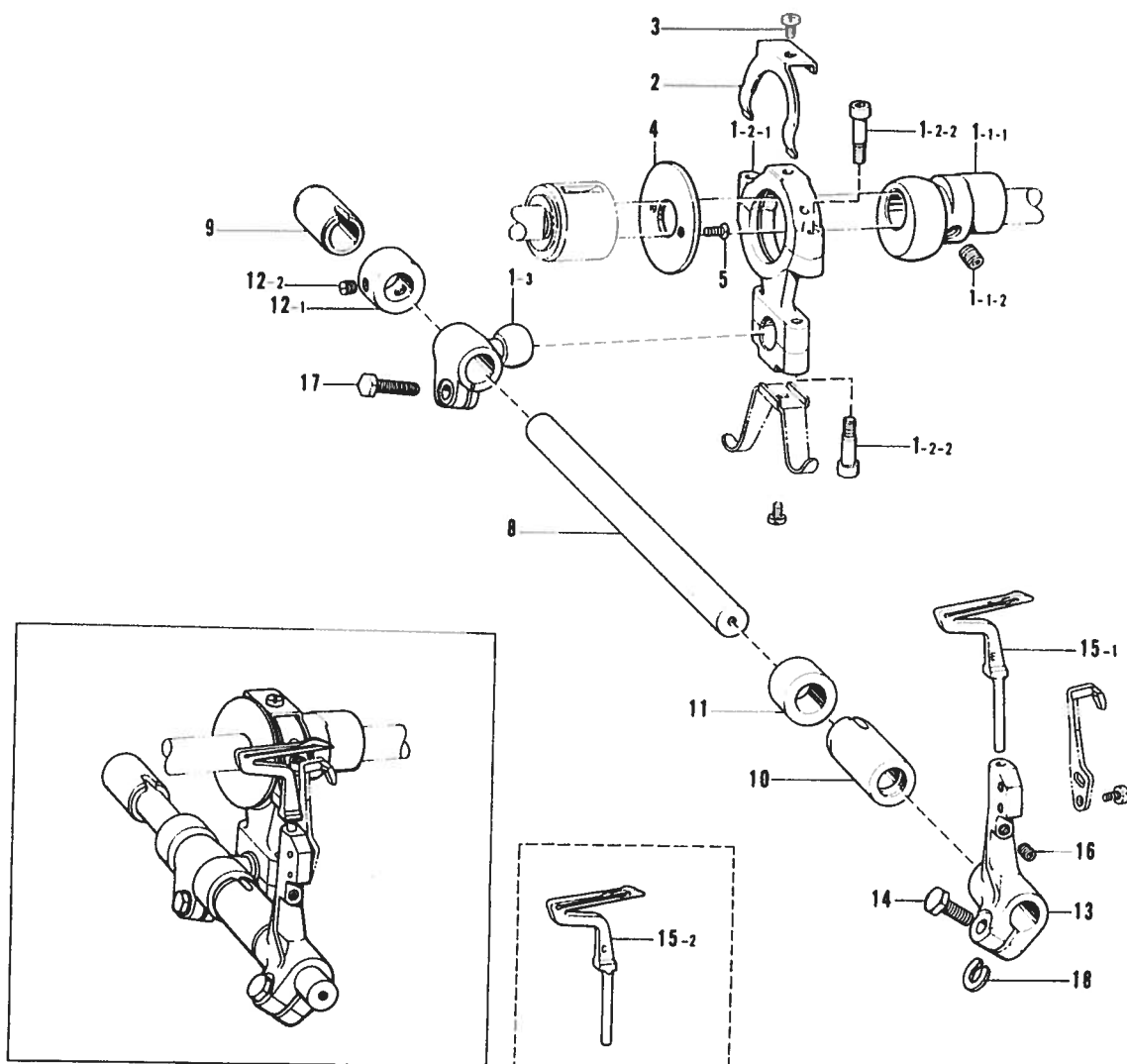
Ref. No.	Name of Parts	Q'ty	Parts No.	Assembly No.	Ref. No.	Name of Parts	Q'ty	Parts No.	Assembly No.
4	Set Collar	1	146581-001		17	Bolt 4.37	1	117516-001	
5	Screw 5.95	2	100260-001		18	Spring	1	146584-001	
6	Knife Driving Shaft Bushing (Left)	1	148196-000		19	Lower Knife Holder Guide	1	146585-001	
7	Knife Driving Shaft Bushing (Right)	1	148197-000		20	Screw 357 - 40 x 6	2	062670-612	
8-1	Upper Knife	1	148198-001		21	Cap	1	146586-000	
8-2	Upper Knife	1	148342-001		22	Lower Knife Holder Spring Stopper	1	140248-001	
9-1	Bolt 3.57	1	144075-001		23	Screw 437 - 40 x 7	1	062680-712	
9-2	Screw 3.57	1	113050-001		24	Upper Knife Driving Arm	1	146580-001	
10	Low Knife Holder Supporter	1	146582-001		25	Nut	1	148281-001	
11	Bolt 6.35 x 16	1	017771-612		26-1	Upper Knife Holder	1	144073-001	
12	Screw 437 - 40 x 8	1	060680-812		26-2	Upper Knife Holder	1	148341-001	
13	Lower Knife Holder	1	146754-001		27-1	Screw 437 - 40 x 8	1	060680-812	
14	Screw 6.35	1	102627-001		27-2	Screw 437 - 40 x 16	1	062681-612	
15	Lower Knife	1	112436-001		28	Upper Knife Presser	1	148343-001	
16	Lower Knife Presser Plate	1	117515-001		29	Presser Plate	1	148344-001	

G. Over looper mechanism / Oberen Greifer
 Mécanisme du boucleur supérieur / Mecanismo del presilladora superior



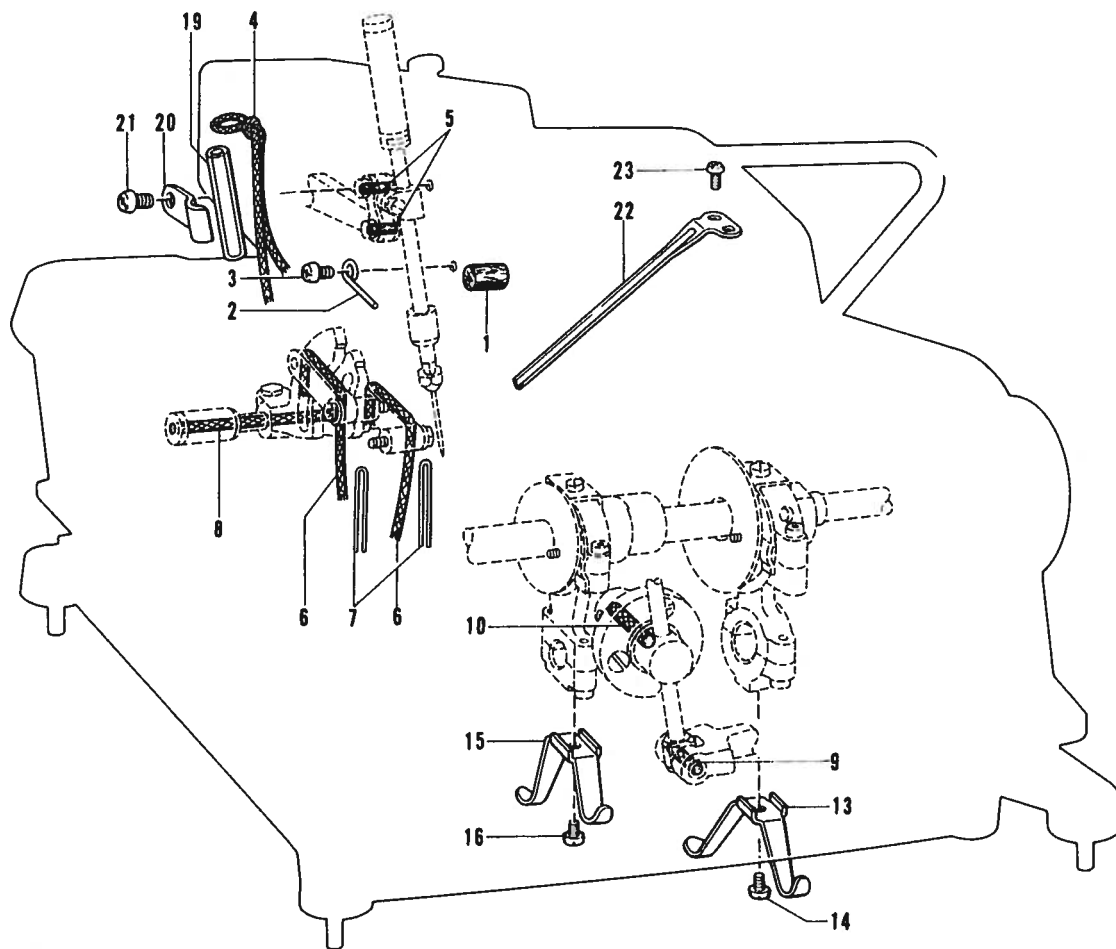
Ref. No.	Name of Parts	Q'ty	Parts No.	Assembly No.	Ref. No.	Name of Parts	Q'ty	Parts No.	Assembly No.
1-1-1	Over Looper Eccentric Cam	1		G-1-1 Over Looper Eccentric Cam Assembly 181628-001	12-1-5	Screw 4.76	1	013719-412	G-12-1 Over Looper Assemble 148209-001 (Standard)
1-1-2	Screw 6.35	2	148857-001		12-1-6	Spacer	1	148783-001	
1-2-1	Over Looper Connecting Rod	1		G-1-2 Over Looper Connecting Rod with Screw S01226-001	12-1-7	Over Looper Holder Guide Base	1		
1-2-2	Screw 4.37 x 18	2	150382-001		12-1-8	Set Collar	1		
1-2-3	Screw 4.37 x 14	2	148425-001		12-1-9	Screw 4.37	2	014680-422	
1-3	Over Looper Connecting Lever	1		G-1 Over Looper Connecting Rod Assembly 148200-001	12-1-10	Over Looper Holder Guide Block	1	148216-001	
2	Looper Connecting Rod Stopper	1	148204-001		12-2-1	Over Looper Driving Lever	1		
3	Screw 357 - 40 x 5	1	062670-512		12-2-2	Bolt 5.95 x 16	1	149172-001	
4	Looper Connecting Rod Stopper Guide (R)	1	148205-001		12-2-3	Over Looper Holder Pin	1	148212-001	
5	Screw 3.57	2	102843-004		12-2-4	Over Looper Holder	1	148213-101	
6	Over Looper Shaft	1	148206-001		12-2-5	Screw 4.76	1	013719-412	
7	Over Looper Shaft Bushing Back	1	148207-000		12-2-6	Spacer	1	148783-001	
8	Thrust Collar	1	148208-001		12-2-7	Over Looper Holder Guide Base	1		
9	Bushing	1	144031-000		12-2-8	Set Collar	1		
10	Set Collar	1	146581-001		12-2-9	Screw 4.37	2	014680-422	
11	Screw 5.95	2	100260-001		12-2-10	Over Looper Holder Guide Block	1	148216-001	
12-1-1	Over Looper Driving Lever	1			13	Screw 4.37 - 40 x 7	3	062680-712	
12-1-2	Bolt 5.95 x 16	1	149172-001	G-12-1 Over Looper Assemble 148209-001 (Standard)	14-1-1	Over Looper (Standard)	1		
12-1-3	Over Looper Holder Pin	1	148212-001		14-1-2	Screw 4.37	1	014680-422	
12-1-4	Over Looper Holder	1	148213-101		14-2-1	Over Looper (Mock Safety)	1		
					14-2-2	Screw 4.37	1	014680-422	
					14-3-1	Over Looper (High-Lift)	1		
					14-3-2	Screw 4.37	1	014680-422	
					16	Bolt 6.35 x 16	1	017771-612	

H. Under looper mechanism / Unterer Greifer
 Mécanisme du boucleur inférieur / Mecanismo del presilladora inferior



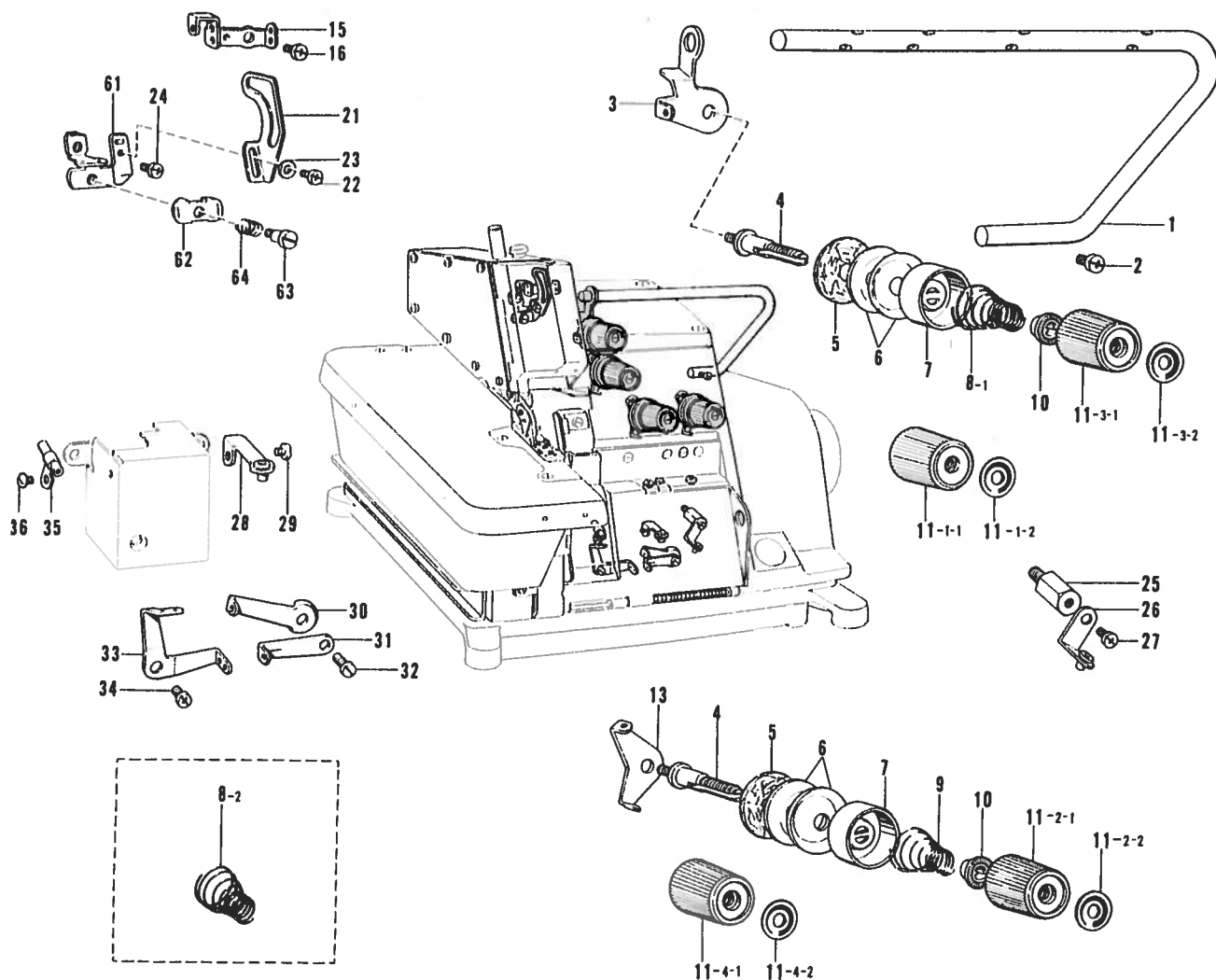
Ref. No.	Name of Parts	Q'ty	Parts No.	Assembly No.	Ref. No.	Name of Parts	Q'ty	Parts No.	Assembly No.
1-1-1	Under Looper Connecting Lever	1		H-1-1 Under Looper Eccentric Cam Assembly 181629-001	8	Under Looper Shaft	1	148226-001	
1-1-2	Screw 6.35	2	148857-001		9	Under Looper Shaft Bushing Back	1	148227-000	
1-2-1	Under Looper Connecting Rod	1		H-1-2 Under Looper Connecting Rod with Screw S01227-001	10	Under Looper Shaft Bushing Front	1	148228-000	
1-2-2	Screw 4.37 x 14	4	148425-001		11	Thrust Collar	1	148229-001	
1-3	Under Looper Connecting Lever	1		H-1 Under Looper Connecting Rod Assembly 148220-001	12-1	Collar	1		H-12 Collar Assembly 180323-001
2	Looper Connecting Rod Stopper	1	148224-001		12-2	Screw 5.95	2	013760-612	
3	Screw 357 - 40 x 5	1	062670-512		13	Under Looper Holder	1	146617-001	
4	Looper Connecting Rod Stopper Guide (L)	1	148225-001		14	Bolt 5.56 x 14	1	149171-001	
5	Screw 3.57	2	102843-004		15-1	Under Looper	1	S01248-001	
					15-2	Under Looper	1	159884-001	
					16	Screw 4.37	1	014680-422	
					17	Bolt 6.35 x 14	1	017771-412	
					18	Spacer	1	148782-001	

J. Lubrication / Schmierung / Lubrification / Lubricación



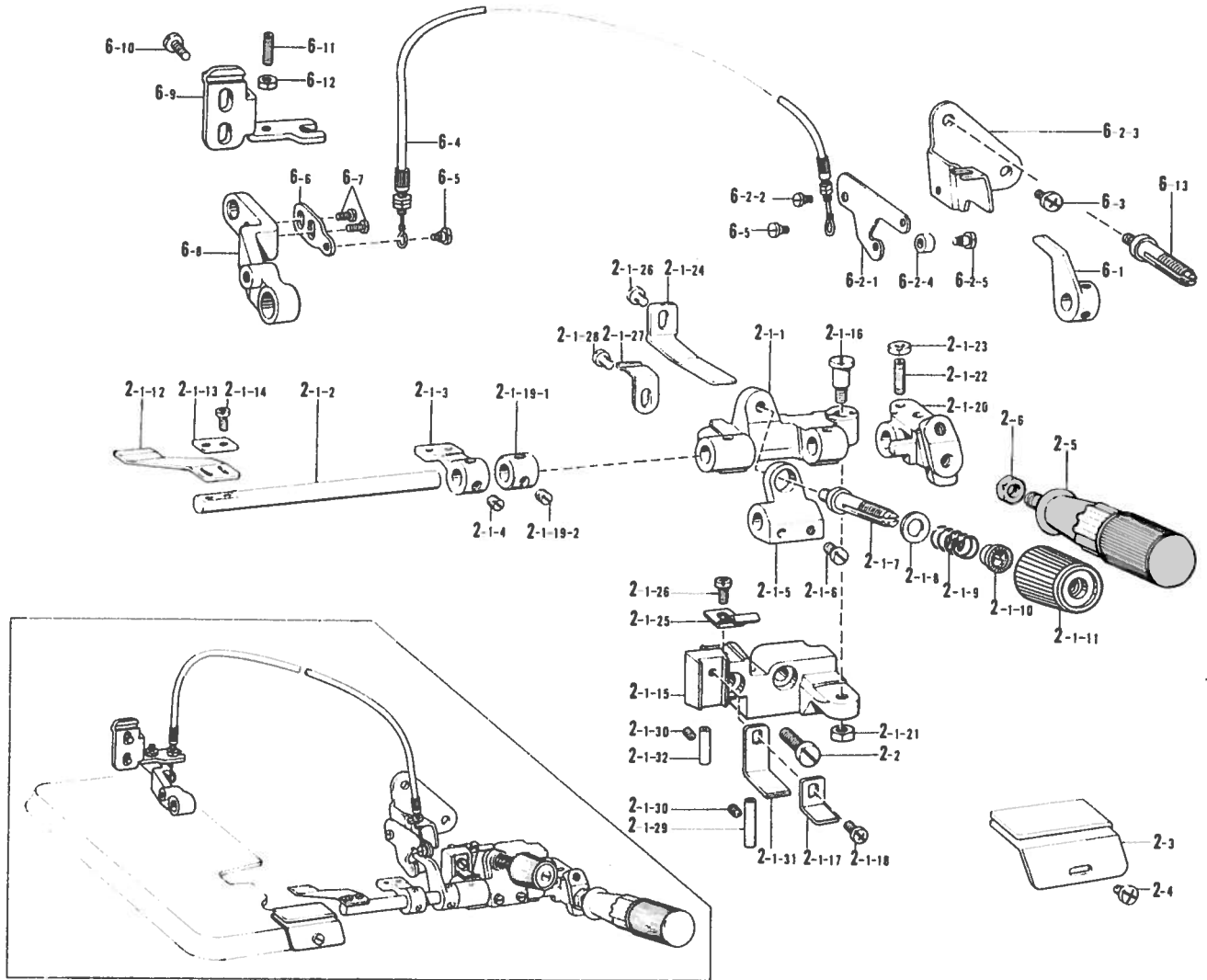
Ref. No.	Name of Parts	Q'ty	Parts No.	Assembly No.	Ref. No.	Name of Parts	Q'ty	Parts No.	Assembly No.
1	Felt	1	112754-001		13	Oil Jumping Plate (R)	1	148250-001	
2	Felt Holder	1	148247-001		14	Screw 357 - 40 x 5	1	062670-512	
3	Screw 437 - 40 x 7	1	062680-712		15	Oil Jumping Plate (L)	1	148251-001	
4	Wick	1	118768-001		16	Screw 357 - 40 x 5	1	062670-512	
5	Felt	2	147691-000		19	Vinyl Tube	1	146644-000	
6	Wick	2	142674-000		20	Tube Holder	1	148315-001	
7	Cap	2	140774-000		21	Screw 437 - 40 x 7	1	062680-712	
8	Wick	1	148248-000		22	Oil Guide	1	154288-001	
9	Wick	1	108809-001		23	Screw 437 - 40 x 7	2	062680-712	
10	Wick	1	148249-000						

K. Thread tension / Fadernspannung
Tension du fil / Tension del hilo



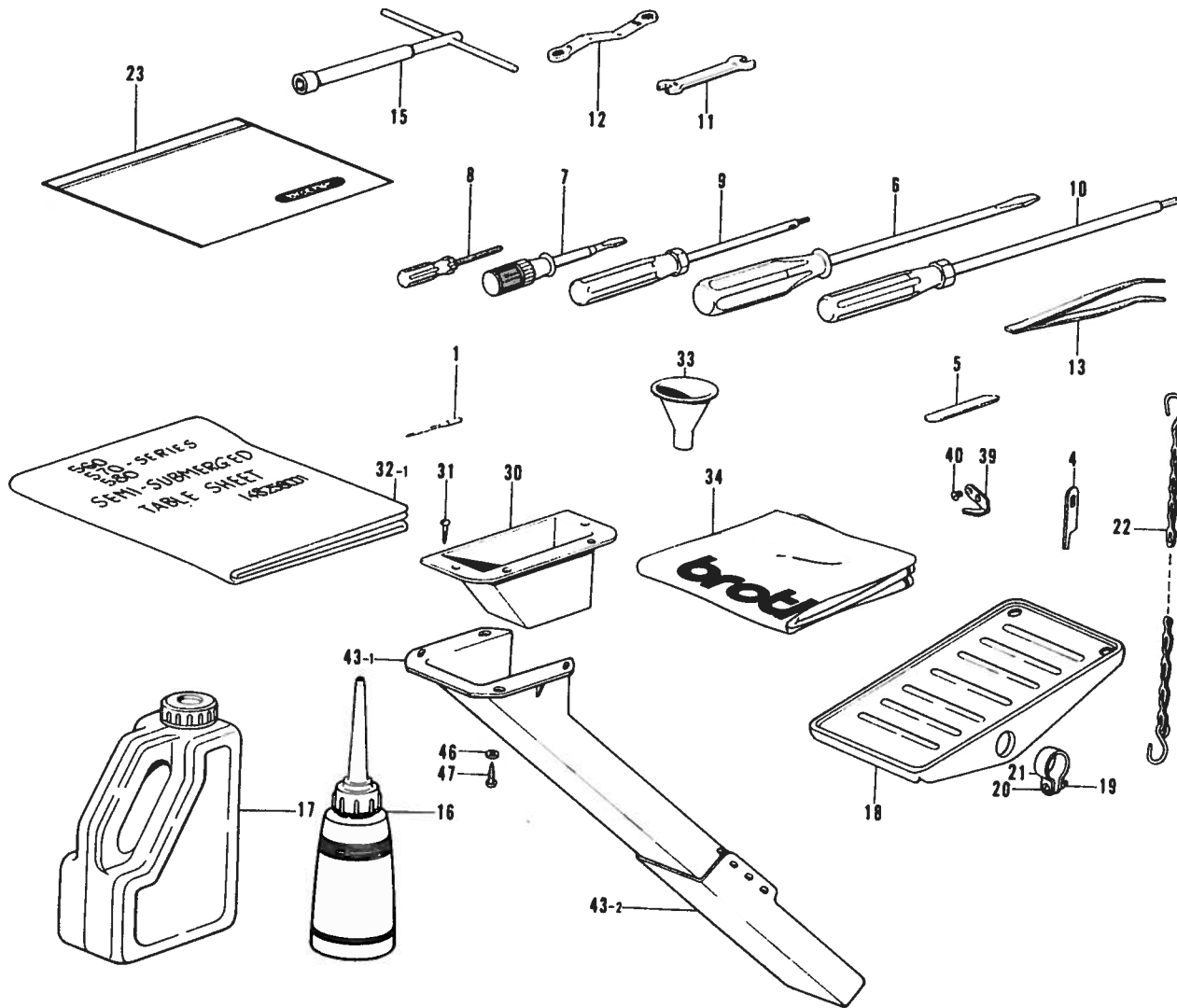
Ref. No.	Name of Parts	Q'ty	Parts No.	Assembly No.	Ref. No.	Name of Parts	Q'ty	Parts No.	Assembly No.
1	Main Thread Guide	1	148253-001		13	Needle Thread Guide Plate	3	110813-001	
2	Screw 437 - 40 x 14	1	062681-412		15	Needle Thread Guide	1	146793-001	
3	Thread Guide Supporter	1	146649-001		16	Screw 357 - 40 x 8	1	062670-812	
4	Looper Thread Tension Control Stud	1	110820-101		21	Needle Thread Take-up	1	144108-001	
5	Felt	4	110832-001		22	Screw 318 - 40 x 4	1	062660-412	
6	Tension Disc	8	145446-001		23	Washer	1	105248-003	
7	Presser for Tension Disc	4	144103-002		24	Screw 357 - 40 x 5	1	062670-512	
8-1	Spring	2	144104-001		25	Thread Guide Holder	1	148254-001	
8-2	Spring	2	148851-001		26	Under Looper Thread Guide	1	146926-002	
9	Spring	2	144110-001		27	Screw 357 - 40 x 6	1	062670-612	
10	Tension Spring Washer	4	144105-000		28	Over Looper Thread Guide	1	146929-001	
11-1-1	Thread Tension Control Nut	1	149566-001	K-11-1 Thread Tension Control Nut Assembly 149568-001	29	Screw 357 - 40 x 6	1	062670-612	
11-1-2	Tension Indicating Plate	1	147049-001		30	Over Looper Thread Take-up (R)	1	146652-001	
11-2-1	Thread Tension Control Nut	1	149566-001	K-11-2 Thread Tension Control Nut Assembly 149568-002	31	Under Looper Thread Take-up (R)	1	146653-001	
11-2-2	Tension Indicating Plate	1	147049-002		32	Screw 357 - 40 x 8	1	062670-812	
11-3-1	Thread Tension Control Nut	1	149566-001	K-11-3 Thread Tension Control Nut Assembly 149568-003	33	Looper Thread Take-up (L)	1	146654-001	
11-3-2	Tension Indicating Plate	1	147049-003		34	Screw 357 - 40 x 6	1	062670-612	
11-4-1	Thread Tension Control Nut	1	149566-001	K-11-4 Thread Tension Control Nut Assembly 149568-004	35	Over Looper Thread Guide	1	142669-002	
11-4-2	Tension Indicating Plate	1	147049-004		36	Screw 2.38	1	100105-005	
					61	Needle Thread Take-up Supporter	1	147344-001	
					62	Needle Thread Guard	1	112300-001	
					63	Stud Screw 3.18	1	112301-001	
					64	Needle Thread Guard Spring	1	112299-001	

L. Ruffler Attachment / Kräuselvorrichtung
 Accessoire pour fronces / Accesorio de fruncido



Ref. No.	Name of Parts	Q'ty	Parts No.	Assembly No.	Ref. No.	Name of Parts	Q'ty	Parts No.	Assembly No.																	
2-1-1	Bracket for Ruffling Blade	1	146588-001	L-2-1 Ruffling Attachment Assembly 146587-201	2-1-28	Screw 3.57	1	060670-512	L-2-1 Ruffling Attachment Assembly 146587-201																	
2-1-2	Ruffling Blade Base Shaft	1	145803-001		2-1-29	Thread Guide Pipe	1	146592-001		L-6-2 Ruffling Plate Lifter Lever Assembly 148395-001																
2-1-3	Wrapper Base	1	146589-001		2-1-30	Screw 3.57	2	013679-412			L-6-2 Ruffling Plate Lifter Lever Assembly 148395-001															
2-1-4	Screw 6.35	2	101706-001		2-1-31	Ruffling Blade Guide (ID)	1	154795-001				L-6-2 Ruffling Plate Lifter Lever Assembly 148395-001														
2-1-5	Spring Base	1	146590-001		2-1-32	Thread Guide Pipe	1	501614-001					L-6-2 Ruffling Plate Lifter Lever Assembly 148395-001													
2-1-6	Screw 5.95	2	105163-001		2-2	Screw 6.35 x 18	2	S01304-001						L-6-2 Ruffling Plate Lifter Lever Assembly 148395-001												
2-1-7	Looper Thread Tension Control Stud	1	110820-101		2-3	Ruffler Guide	1	144793-000							L-6-2 Ruffling Plate Lifter Lever Assembly 148395-001											
2-1-8	Washer 6.35	1	125770-232		2-4	Screw 3.57 - 40 x 6	1	060670-616								L-6-2 Ruffling Plate Lifter Lever Assembly 148395-001										
2-1-9	Spring	1	144788-001		2-5	Handle	1	145809-001									L-6-2 Ruffling Plate Lifter Lever Assembly 148395-001									
2-1-10	Tension Spring Washer	1	144105-000		2-6	Nut 6.35	1	150556-002										L-6-2 Ruffling Plate Lifter Lever Assembly 148395-001								
2-1-11	Tension Nut	1	149566-001		6-1	Ruffling Plate Lifter	1	148387-001											L-6-2 Ruffling Plate Lifter Lever Assembly 148395-001							
2-1-12	Ruffling Blade	1	144783-001		6-2-1	Ruffling Plate Lifter Lever	1	148388-001												L-6-2 Ruffling Plate Lifter Lever Assembly 148395-001						
2-1-13	Washer	1	144784-001		6-2-2	Screw	1	141514-001													L-6-2 Ruffling Plate Lifter Lever Assembly 148395-001					
2-1-14	Screw 318 - 40 x 7	2	062660-712		6-2-3	Presser Foot Lifter Lever Support	1	148389-001														L-6-2 Ruffling Plate Lifter Lever Assembly 148395-001				
2-1-15	Ruffler Base	1			6-2-4	Roller	1	148390-001															L-6-2 Ruffling Plate Lifter Lever Assembly 148395-001			
2-1-16	Stud Screw 5.95	1	147933-001		6-2-5	Stud Screw 3.18	1	112301-001																L-6-2 Ruffling Plate Lifter Lever Assembly 148395-001		
2-1-17	Ruffling Blade Guide	1	145807-001		6-3	Screw 4.37 - 40 x 8	1	062680-812																	L-6-2 Ruffling Plate Lifter Lever Assembly 148395-001	
2-1-18	Screw 4.37 - 40 x 8	1	062680-812		6-4	Flexible Wire Assembly	1	149253-001																		L-6-2 Ruffling Plate Lifter Lever Assembly 148395-001
2-1-19-1	Collar	1			6-5	Screw	2	141514-001																		
2-1-19-2	Screw 6.35	2	101706-001	6-6	Wire Plate	1	149255-001	L-6-2 Ruffling Plate Lifter Lever Assembly 148395-001																		
2-1-20	Handle Fixing Plate	1	145810-001	6-7	Screw 3.57 - 40 x 6	2	062670-612		L-6-2 Ruffling Plate Lifter Lever Assembly 148395-001																	
2-1-21	Nut 5.95	1	150553-002	6-8	Presser Foot Lifter Lever	1	149256-001			L-6-2 Ruffling Plate Lifter Lever Assembly 148395-001																
2-1-22	Screw 4.37	1	110230-001	6-9	Lever Adjusting Plate	1	151614-001				L-6-2 Ruffling Plate Lifter Lever Assembly 148395-001															
2-1-23	Nut 4.37	1	105234-003	6-10	Screw 5.95 - 28 x 10	?	062761-012					L-6-2 Ruffling Plate Lifter Lever Assembly 148395-001														
2-1-24	Spring Plate	1	145811-001	6-11	Screw 4.76	1	153483-001						L-6-2 Ruffling Plate Lifter Lever Assembly 148395-001													
2-1-25	Spring Plate	1	145808-001	6-12	Nut 4.76	1	110161-006							L-6-2 Ruffling Plate Lifter Lever Assembly 148395-001												
2-1-26	Screw 4.37 - 40 x 6	?	062680-612	6-13	Looper Thread Tension Control Stud	2	159574-001								L-6-2 Ruffling Plate Lifter Lever Assembly 148395-001											
2-1-27	Spring	1	144764-001																							

Z. Accessories (1) / Zubehör (1) / Accessoires (1) / Accesorios (1)



Ref. No.	Name of Parts	Q'ty	Parts No.	Assembly No.	Ref. No.	Name of Parts	Q'ty	Parts No.	Assembly No.
1	Needle	8			20	Screw 4 x 14	2	001401-406	
4	Upper Knife	1	148198-001		21	Pedal Stopper	2	116016-001	
5	Lower Knife	1	112436-001		22	Chain Assembly	1	142262-001	
6	Screw Driver 5.5 x 190	1	101572-101		23	Vinyl Bag	1	122991-001	
7	Screw Driver 3.4 x 70	1	118837-001		30	Duster Drop	1	148430-101	
8	Screw Driver 1.6	1	144124-001		31	Screw 3.1 x 13	4	031311-302	
9	Driver Wrench 2	1	146700-001		32-1	Table Sheet	1	148258-001	
10	Screw Driver 3	1	149173-001		33	Funnel	1	140759-000	
11	Spanner 6 x 7	1	107779-001		34	Head Cover	1	144225-002	
12	Wrench 8 x 9	1	105343-001		39	Trimming Knife	1	148259-001	
13	Tweezers	1	117466-000		40	Screw 3.18	2	141542-001	
15	Wrench	1	140342-001		43-1	Duster Shoot (L)	1	148431-101	2-43 Duster Shoot Assembly 183161-101
16	Oiler	1	114483-002		43-2	Duster Shoot (S)	1	148432-001	
17	Oil Tank	1	154702-002		46	Washer 4.37	4	025680-232	
18	Treadle Pedal	1	147893-002		47	Screw 4.5 x 16	4	031451-603	
19	Nut 4	2	021400-106						

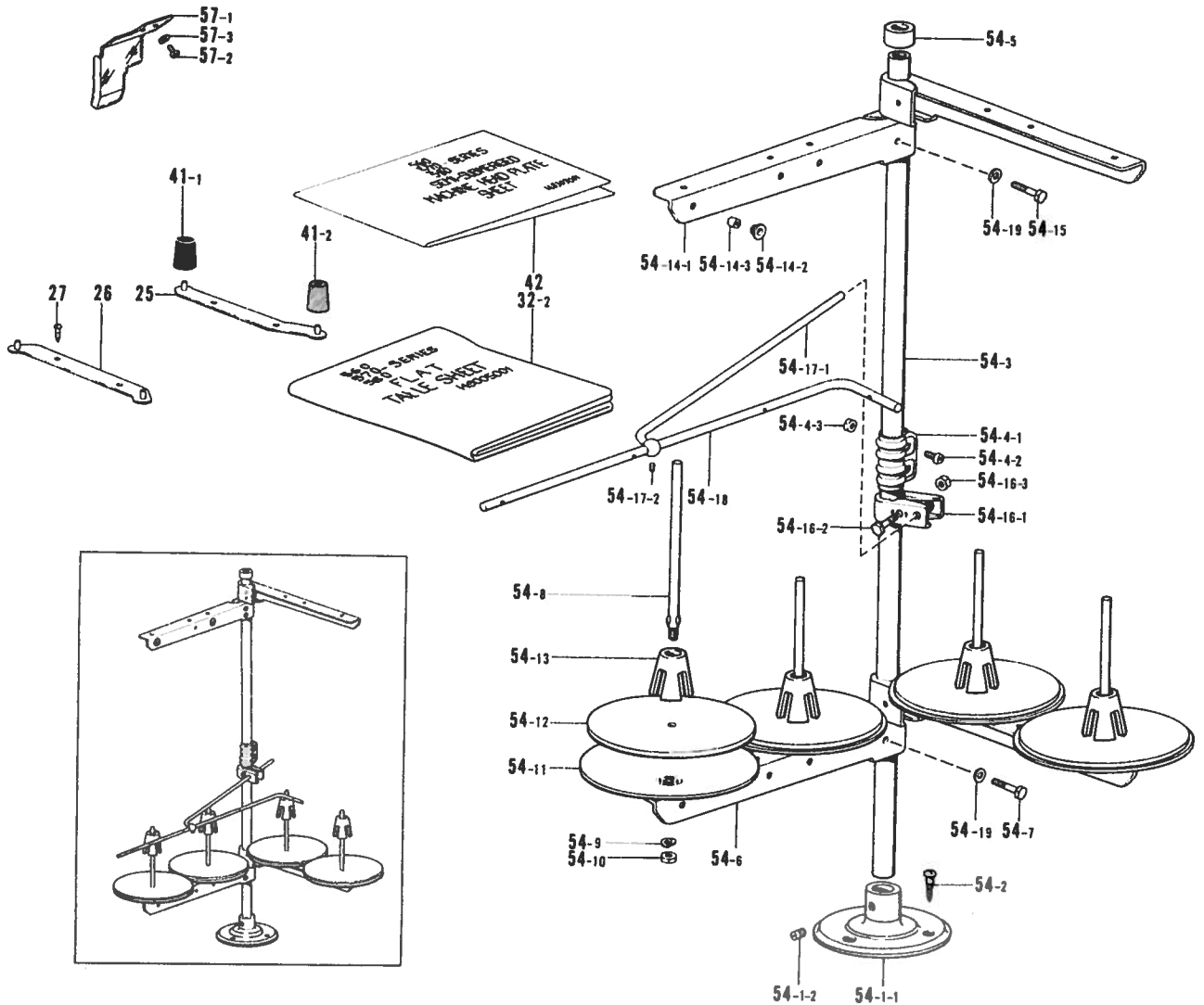
* The details of included accessories are subject to change.

* Änderungen in der Aufstellung der mitgelieferten Zubehöre sind vorbehalten.

* Les détails des accessoires inclus sont sujets à des changements.

* Los detalles de los accesorios incluidos pueden variar.

Z. Accessories (2) / Zubehör (2) / Accessoires (2) / Accesorios (2)



Ref. No.	Name of Parts	Q'ty	Parts No.	Assembly No.	Ref. No.	Name of Parts	Q'ty	Parts No.	Assembly No.
25	Cushion Base (Right)	1	148290-001		54-10	Nut 5	4	021500-103	Z-54 Cotton Stand Assembly 150161-003
26	Cushion Base (Left)	1	148292-001		54-11	Spool Stand Base	4	150180-000	
27	Screw 4.5 x 16	4	031451-603		54-12	Spool Mat	4	150162-000	Z-54-14 Thread Hanger Assembly 147055-003
32-2	Table Sheet	1	149005-001		54-13	Spool Cushion	4	126863-000	
41-1	Cushion	1	147919-001		54-14-1	Spool Holder 2	2	150178-001	Z-54-16 Thread Guide Holder Assembly 150145-001
41-2	Cushion	3	147919-002		54-14-2	Thread Hanger	4	142990-001	
42	Head Sheet	1	148303-001		54-14-3	Thread Bushing	4	142990-001	Z-54-17 Thread Guide Stopper Bar Assembly 142971-001
54-1-1	Cotton Stand Base	1	150189-001	Z-54-1 Cotton Stand Base Assembly 150139-001	54-15	Bolt 5 x 28	2	017502-803	
54-1-2	Screw 6 x 7	2	150181-101		54-16-1	Thread Guide Holder	1	150185-001	Z-54-16 Thread Guide Holder Assembly 150145-001
54-2	Screw 4.5 x 22	3	031452-203		54-16-2	Bolt 5 x 28	1	017502-803	
54-3	Pipe	2	150172-001		54-16-3	Nut 5	1	021500-103	Z-54-17 Thread Guide Stopper Bar Assembly 142971-001
54-4-1	Joint	1	150173-001	Z-54-4 Joint for Cotton Stand 150106-001	54-17-1	Thread Guide Stopper Bar	1	142996-001	
54-4-2	Screw 5 x 14	2	150202-001		54-17-2	Screw 4.76	1	013719-412	Z-57 Eye Guard Assembly 151017-001
54-4-3	Nut 5	2	021500-103		54-18	Thread Guide 4	1	142998-001	
54-5	Cap	1			54-19	Washer 5	4	025050-233	Z-57 Eye Guard Assembly 151017-001
54-6	Spool Holder 2	2	150178-001	Z-54 Cotton Stand Assembly 150161-003	57-1	Eye Guard	1	150550-000	
54-7	Bolt 5 x 28	2	017502-803		57-2	Screw 3/8 - 40 x 5	2	062660-512	Z-57 Eye Guard Assembly 151017-001
54-8	Spool Shaft (B)	4	150179-001		57-3	Washer 3	2	025030-232	
54-9	Spring Washer 2-5	4	028050-243						




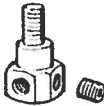

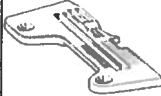
* The details of included accessories are subject to change.




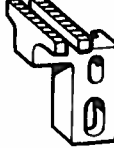
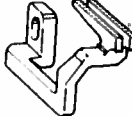


* Änderungen in der Aufstellung der mitgelieferten Zubehöre sind vorbehalten.








* Les détails des accessoires inclus sont sujets à des changements.








* Los detalles de los accesorios incluidos pueden variar.


DIFFERENT PARTS LIST / ZUBEHÖRLISTE
 LISTE DES PIÈCES ACCESSOIRES / LISTA DE PIEZAS ACCESORIAS

Sub Class	Ref. No.	A-72	A-74	A-92	C-20	C-21	C-34	
	Specifications	Oil Cap 	Screw 5.95 	Label 	Needle Clamp Assembly 	Needle DCx1, DCx3 	Needle Plate 	
021-4	Thin	143196-001	013760-612	146975-039	146771-001	147838-011	146779-001	
022-5	Thin Medium			146975-004	146773-001	112297-011	S01711-001	
023-5	Thin Medium (Mock-safety)			146975-065				
-6				146975-040				S01713-001
-7				146975-007				S01715-001
025-7	Thin			146975-011	146775-001	148032-001		
026-5	Bulky Knit			146975-012	146771-001	147838-011	146780-001	
027-5	Bulky Knit			146975-062	146773-001	112297-014	S01711-001	
-6				146975-041			S01713-001	
-7				146975-015			S01715-001	
028-5				Bulky Knit (Mock-safety)			146975-063	S01711-001
-6	146975-069				S01713-001			
-7	146975-016				S01715-001			
031-7	Heavy	146975-017	146775-001	112297-018	146785-001			
033-5	Ruffling			146975-019	112297-011	S01717-001		
041-5	Taping			146975-023		S01711-001		
045-5	Bulky Knit Taping	143196-001	013760-612	146975-031	112297-014	S01713-001		
-6				146975-032				

Ref. No.	D-19	D-34/D-35	D-36	E-38	E-39	E-40	F-8			
	Presser Foot Lifter Lever 	Tape Guide Screw 318-40x4 	Presser Foot Assembly 	Main Feed Dog 	Differential Feed Dog 	Chain Feed Dog 	Upper Knife 			
021-4	148143-001		154986-001		146748-001		148198-001			
022-5			146902-101		146744-001			156036-001	146577-001	
023-5										
-6										
-7										
025-7			154987-001		146749-001					
026-5				154986-001	150834-001			148402-001		
027-5				154989-001	148187-001			156131-001	148189-001	148342-001
-6			154985-001							
-7										
028-5			154989-001							
-6										
-7										
031-7			154987-001	146790-001	146791-001	146577-001				
033-5	L-6-8 149256-001		154983-001	156333-001	146751-001	148189-001	148198-001			
041-5	148143-001	146883-001 062660-412	149529-101	146744-001	156036-001	146577-001				
045-5			146906-101	148187-001	156131-001	148189-001	148342-001			
-6										

Ref. No.	F-9	F-26	F-27	F-28	F-29	G-12	G-14
	Bolt 3.57 Screw 3.57 	Upper Knife Holder 	Screw 437-40x8 Screw 437-40x16 	Upper Knife Presser 	Presser Plate 	Over Looper Assembly 	Over Looper 
021-4	144075-001	144073-001	060680-812	/	/	148209-001	147934-001
022-5							
023-5							
-6							
-7							
025-7	113050-001	148341-001	062681-612	148343-001	148344-001	148217-001	147936-001
026-5							
027-5							
-6							
-7							
028-5	144075-001	144073-001	060680-812	/	/	148209-001	147936-001
-6							
-7							
031-7							
033-5							113050-001
041-5							
045-5							
-6							
-6							

Ref. No.	H-15	K-4	K-8	L-2-1/L-2-4	L-2-3/L-2-4	L-2-5/L-2-6	L-6	
Sub Class	Under Looper 	Looper Thread Tension Control Stud 	Spring 	Ruffling Attachment Assembly Screw 6.35x18 	Ruffler Guide Screw 357-40x6 	Handle Nut 6.35 	Ruffler Interlocking Parts Assembly 	
021-4	S01248-001	110820-101 (Q'ty 4)	144104-001					
022-5								
023-5								
-6								
-7								
025-7								
026-5	159884-001							
027-5								
-6								
-7								
028-5								
-6								
-7								
031-7			148851-001					
033-5	S01248-001	110820-101 (Q'ty 2) L-6-13 149574-001 (Q'ty 2)	144104-001	146587-201 S01304-001	144793-000 060670-616	145809-001 150556-002	149252-002	
041-5		110820-101 (Q'ty 4)						
045-5	159884-001							
-6								

Ref. No.	Z-1						
Sub Class	Needle DCx1, DCx3 						
021-4	147838-011						
022-5	112297-011						
023-5							
-6 -7							
025-7							
026-5	147838-011						
027-5	112297-014						
-6 -7							
028-5							
-6 -7							
031-7	112297-018						
033-5	112297-011						
041-5							
045-5	112297-014						
-6							

INDEX / VERZEICHNIS
INDEX / INDICE

Parts No.	Ref. No.	Remark	Parts No.	Ref. No.	Remark	Parts No.	Ref. No.	Remark	Parts No.	Ref. No.	Remark
S01226-001	G- 1- 2		031451-603	Z-47		100032-003	A-32		112754-001	J- 1	
S01227-001	H- 1- 2		031452-203	Z-54- 2			A-43		113050-001	F- 9- 2	
S01248-001	H-15- 1		047140-842	A-33- 5			C-27		113589-001	A- 6	
S01295-001	D-36- 1- 7		060660-512	D-33		100080-004	D-36- 1- 4		114255-002	C-18	
	D-36- 2- 7		060670-512	L- 2- 1-28			D-36- 2- 4		114483-002	Z-16	
	D-36- 3- 7		060670-616	L- 2- 4			D-36- 3- 4		116016-001	Z-21	
S01304-001	L- 2- 2		060680-812	A-34			D-36- 4- 4		116231-001	E-22	
S01614-001	L- 2- 1-32			E- 9			D-36- 5- 4			E-26	
S01706-001	C-34- 3- 1			E-12			D-36- 6- 5		117160-001	A-38	
	C-34- 4- 1			F-12			D-36- 7- 4		117466-000	Z-13	
	C-34- 5- 1			F-27- 1			D-36- 8- 4		117515-001	F-16	
	C-34- 6- 1		062630-812	E-37		100105-005	K-36		117516-001	E-36	
S01708-001	C-34- 3- 3		062660-412	C- 9- 6		100260-001	F- 5			F-17	
	C-34- 4- 3			D-30			G-11		117608-001	A-50	
	C-34- 5- 3			D-35		100366-001	C- 1- 5		118768-001	J- 4	
	C-34- 6- 3			K-22			C- 1- 9		118837-001	Z- 7	
S01711-001	C-34- 3		062660-512	Z-57- 2			C- 7		122991-001	Z-23	
S01713-001	C-34- 4		062660-712	L- 2- 1-14			E- 1- 4		126863-000	Z-54-13	
S01715-001	C-34- 5		062670-412	A-33- 8		100645-003	E- 8		129984-002	A-16	
S01717-001	C-34- 6			A-40			E-11		140041-001	A-25	
001401-406	Z-20			A-52		101572-101	Z- 6		140065-001	A-58	
013679-412	L- 2- 1-30		062670-512	D-14- 4		101706-001	A-45- 2		140066-001	A-55	
013719-412	G-12- 1- 5			G- 3			E-18- 2			A-57	
	G-12- 2- 5			H- 3			L- 2- 1- 4		140077-001	A-66	
	Z-54-17- 2			J-14			L- 2- 1-19-2		140084-000	B-11	
013760-612	A-74			J-16		102627-001	F-14		140085-003	B-18	
	H-12- 2			K-24		102843-004	A-24		140092-001	C- 6	
013761-410	B-19		062670-612	A-15			G- 5		140180-001	B-20	
014680-422	A-54			A-23			H- 5		140208-001	E-34	
	G-12- 1- 9			A-26		104908-001	D- 6		140248-001	F-22	
	G-12- 2- 9			A-28		105163-001	L- 2- 1- 6		140342-001	Z-15	
	G-14- 1- 2			A-31		105234-003	L- 2- 1-23		140504-001	D-32	
	G-14- 2- 2			A-36		105248-003	K-23		140759-000	Z-33	
	G-14- 3- 2			A-47		105288-001	D-36- 1- 9		140774-000	J- 7	
	H-16			A-68			D-36- 2- 9		141183-000	A-44	
014770-622	E-15			F-20			D-36- 3- 9		141514-001	L- 6- 2- 2	
017502-803	Z-54- 7			K-27			D-36- 4- 7			L- 6- 5	
	Z-54-15			K-29			D-36- 5- 7		141528-002	D-20	
	Z-54-16- 2			K-34			D-36- 6- 7		141542-001	Z-40	
017761-412	E- 2			L- 6- 7			D-36- 7- 7		142262-001	Z-22	
	E-20		062670-812	B- 5			D-36- 8- 7		142669-002	K-35	
	E-24			C- 9- 7		105343-001	Z-12		142674-000	J- 6	
017761-612	C- 1-11			C-29		107244-001	B-13		142971-001	Z-54-17	
	C- 4			K-16		107351-001	C-25		142990-001	Z-54-14- 3	
017771-412	H-17			K-32		107779-001	Z-11		142996-001	Z-54-17- 1	
017771-612	A-63		062671-412	A-48		108809-001	J- 9		142998-001	Z-54-18	
	F-11		062680-612	L- 2- 1-26		109203-001	A-65		143196-001	A-72	
	G-16		062680-712	A-17		110161-006	L- 6-12		143311-001	B- 2	
018061-622	C-24			A-70		110230-001	L- 2- 1-22		143312-000	B- 3	
021400-106	Z-19			D- 9		110641-002	A-64		143374-001	A-42	
021500-103	Z-54- 4- 3			F-17		110670-000	B-14		144031-000	G- 9	
	Z-54-10			F-23		110672-000	B-17		144073-001	F-26- 1	
	Z-54-16- 3			G-13		110673-000	B-12		144075-001	F- 9- 1	
021670-202	A-49			J- 3		110813-001	K-13		144091-001	D-36- 6- 3	
021680-202	D-24			J-21		110820-101	K- 4		144103-002	K- 7	
025030-132	D-36- 1- 3			J-23			L- 2- 1- 7		144104-001	K- 8- 1	
	D-36- 2- 3		062680-716	A- 9		110832-001	K- 5		144105-000	K-10	
	D-36- 3- 3		062680-812	L- 2- 1-18		111486-001	C-26			L- 2- 1-10	
	D-36- 4- 3			L- 6- 3		112297-011	C-21		144108-001	K-21	
	D-36- 5- 3		062681-012	B-15			Z- 1		144110-001	K- 9	
	D-36- 6- 4		062681-412	A- 4		112297-014	C-21		144124-001	Z- 8	
	D-36- 7- 3			K- 2			Z- 1		144127-001	C-28	
	D-36- 8- 3		062681-612	D-23		112297-018	C-21		144225-002	Z-34	
025030-232	Z-57- 3			F-27- 2			Z- 1		144764-001	L- 2- 1-27	
025050-233	Z-54-19		062761-012	L- 6-10		112299-001	K-64		144783-001	L- 2- 1-12	
025680-232	Z-46		072600-000	B- 4		112300-001	K-62		144784-001	L- 2- 1-13	
025770-232	L- 2- 1- 8		072600-100	B- 8		112301-001	K-63		144788-001	L- 2- 1- 9	
028050-243	Z-54- 9			B-16			L- 6- 2- 5		144793-000	L- 2- 3	
031311-302	Z-31		081002-670	D- 7		112436-001	F-15		144816-001	D-36- 6- 2	
031451-603	Z-27		100022-005	D-18			Z- 5		145446-001	K- 6	

Parts No.	Ref. No.	Remark	Parts No.	Ref. No.	Remark	Parts No.	Ref. No.	Remark	Parts No.	Ref. No.	Remark
145803-001	L- 2- 1- 2		146902-101	D-36- 2		148098-001	A-73		148224-001	H- 2	
145807-001	L- 2- 1-17		146903-001	D-36- 2- 2		148109-001	B- 1		148225-001	H- 4	
145808-001	L- 2- 1-25		146905-001	D-36- 4- 2		148111-000	B- 9		148226-001	H- 8	
145809-001	L- 2- 5		146906-101	D-36- 8		148112-000	B-10		148227-000	H- 9	
145810-001	L- 2- 1-20		146907-001	D-36- 5- 2		148117-001	C- 1- 4		148228-000	H-10	
145811-001	L- 2- 1-24			D-36- 8- 2			C- 1- 8		148229-001	H-11	
146315-000	A-56		146924-000	A-37- 2		148118-001	C- 1- 6		148247-001	J- 2	
146421-000	A- 5		146926-002	K-26		148120-000	C- 5		148248-000	J- 8	
146426-000	A-19		146929-001	K-28		148121-000	C- 8		148249-000	J-10	
146427-001	A-13		146964-001	D-36- 1- 2		148122-001	C- 9- 2		148250-001	J-13	
	A-20		146966-001	D-36- 3- 2		148123-001	C-17		148251-001	J-15	
	C- 9- 5		146975-004	A-92		148124-002	C-23		148253-001	K- 1	
	C-20- 1- 2		146975-007	A-92		148128-001	D- 1		148254-001	K-25	
	C-20- 2- 2		146975-011	A-92		148129-001	D- 2		148258-001	Z-32- 1	
	C-20- 3- 2		146975-012	A-92		148130-001	D- 3		148259-001	Z-39	
	D-28		146975-015	A-92		148131-001	D- 4		148262-001	E- 6	
146440-001	A-33- 2		146975-016	A-92		148133-001	D- 4- 2		148269-001	C- 9	
146441-000	A-33- 3		146975-017	A-92		148134-001	D- 5		148270-001	C- 9- 3	
146442-001	A-33- 4		146975-019	A-92		148135-001	D- 8		148271-001	C- 9- 4	
146446-001	A-39		146975-023	A-92		148136-001	D-10		148281-001	F-25	
146483-001	C-16		146975-031	A-92		148137-001	D-11		148290-001	Z-25	
146486-000	C-19		146975-032	A-92		148138-001	D-12		148292-001	Z-26	
146547-000	E-13		146975-039	A-92		148139-001	D-13		148303-001	Z-42	
146549-001	E-16		146975-040	A-92		148143-001	D-19		148304-001	A-46	
146577-001	E-40- 1		146975-041	A-92		148144-001	D-21		148315-001	J-20	
146580-001	F-24		146975-062	A-92		148145-001	D-22		148341-001	F-26- 2	
146581-001	F- 4		146975-063	A-92		148146-001	D-25		148342-001	F- 8- 2	
	G-10		146975-065	A-92		148147-001	D-26		148343-001	F-28	
146582-001	F-10		146975-069	A-92		148148-001	D-29		148344-001	F-29	
146584-001	F-18		147049-001	K-11- 1- 2		148149-001	D-31		148346-001	D-14	
146585-001	F-19		147049-002	K-11- 2- 2		148163-001	E- 1		148373-000	B- 7	
146586-000	F-21		147049-003	K-11- 3- 2		148166-001	E- 1- 3		148387-001	L- 6- 1	
146587-201	L- 2- 1		147049-004	K-11- 4- 2		148167-001	E- 3		148388-001	L- 6- 2- 1	
146588-001	L- 2- 1- 1		147055-003	Z-54-14		148168-000	E- 4		148389-001	L- 6- 2- 3	
146589-001	L- 2- 1- 3		147344-001	K-61		148169-000	E- 5		148390-001	L- 6- 2- 4	
146590-001	L- 2- 1- 5		147691-000	J- 5		148173-000	E- 6- 3		148395-001	L- 6- 2	
146592-001	L- 2- 1-29		147838-011	C-21		148174-000	E- 7		148402-001	E-39- 4	
146617-001	H-13			Z- 1		148175-000	E-10		148403-001	E-41	
146644-000	J-19		147893-002	Z-18		148176-001	E-14		148404-001	E-42	
146649-001	K- 3		147919-001	Z-41- 1		148177-001	E-19		148425-001	G- 1- 2- 3	
146652-001	K-30		147919-002	Z-41- 2		148178-001	E-21			H- 1- 2- 2	
146653-001	K-31		147933-001	L- 2- 1-16		148179-001	E-23		148430-101	Z-30	
146654-001	K-33		147934-001	G-14- 1		148180-001	E-25		148431-101	Z-43- 1	
146700-001	Z- 9		147936-001	G-14- 2		148181-001	E-27		148432-001	Z-43- 2	
146713-001	A-37		147943-001	A-94		148182-001	E-28		148782-001	H-18	
146744-001	E-38- 1		148032-001	C-34- 8		148183-001	E-29		148783-001	G-12- 1- 6	
146748-001	E-39- 1		148065-001	A- 2		148184-000	E-32			G-12- 2- 6	
146749-001	E-39- 3		148066-000	A- 3		148185-001	E-33		148813-001	D-14- 3	
146751-001	E-39- 7		148067-001	A- 7		148186-001	E-35		148838-001	E-30	
146754-001	F-13		148068-000	A- 8		148187-001	E-38- 3		148847-001	E-31	
146771-001	C-20- 1		148069-001	A-10		148189-001	E-40- 2		148851-001	K- 8- 2	
146773-001	C-20- 2		148070-001	A-11		148196-000	F- 6		148857-001	C- 1- 2	
146775-001	C-20- 3		148071-000	A-12		148197-000	F- 7			G- 1- 1- 2	
146779-001	C-34- 1		148072-001	A-14		148198-001	F- 8- 1			H- 1- 1- 2	
146780-001	C-34- 2		148073-001	A-18			Z- 4		148858-001	C- 1	
146785-001	C-34- 7		148074-001	A-21		148200-001	G- 1		148859-000	A-75	
146790-001	E-38- 4		148075-000	A-22		148204-001	G- 2		148984-001	A-33- 6	
146791-001	E-39- 6		148076-001	A-27		148205-001	G- 4		148985-001	A-33	
146793-001	K-15		148077-001	A-29		148206-001	G- 6		149005-001	Z-32- 2	
146883-001	D-34		148078-001	A-30		148207-000	G- 7		149171-001	H-14	
146887-001	D-36- 1- 5		148081-001	A-35		148208-001	G- 8		149172-001	G-12- 1- 2	
	D-36- 2- 5		148082-001	A-41		148209-001	G-12- 1			G-12- 2- 2	
	D-36- 3- 5		148083-001	A-51		148212-001	G-12- 1- 3		149173-001	Z-10	
	D-36- 4- 5		148084-001	A-53			G-12- 2- 3		149252-002	L- 6	
	D-36- 5- 5		148085-001	A-59		148213-101	G-12- 1- 4		149253-001	L- 6- 4	
	D-36- 7- 5		148086-000	A-60			G-12- 2- 4		149255-001	L- 6- 6	
	D-36- 8- 5		148087-001	A-61		148216-001	G-12- 1-10		149256-001	L- 6- 8	
146888-001	D-36- 1- 6		148088-000	A-62			G-12- 2-10		149526-001	D-36- 7- 2	
	D-36- 2- 6		148089-001	A-67		148217-001	G-12- 2		149529-101	D-36- 7	
	D-36- 3- 6		148090-001	A-69		148220-001	H- 1		149566-001	K-11- 1- 1	

Parts No.	Ref. No.	Remark	Parts No.	Ref. No.	Remark	Parts No.	Ref. No.	Remark	Parts No.	Ref. No.	Remark
149566-001	K-11- 2- 1										
	K-11- 3- 1										
	K-11- 4- 1										
	L- 2- 1-11										
149568-001	K-11- 1										
149568-002	K-11- 2										
149568-003	K-11- 3										
149568-004	K-11- 4										
150106-001	Z-54- 4										
150139-001	Z-54- 1										
150145-001	Z-54-16										
150161-003	Z-54										
150172-001	Z-54- 3										
150173-001	Z-54- 4- 1										
150178-001	Z-54- 6										
	Z-54-14- 1										
150179-001	Z-54- 8										
150180-000	Z-54-11										
150181-101	Z-54- 1- 2										
150182-000	Z-54-12										
150185-001	Z-54-16- 1										
150189-001	Z-54- 1- 1										
150202-001	Z-54- 4- 2										
150382-001	G- 1- 2- 2										
150550-000	Z-57- 1										
150553-002	L- 2- 1-21										
150556-002	L- 2- 6										
150834-001	E-38- 2										
151017-001	Z-57										
151614-001	L- 6- 9										
152194-001	A-33- 7										
153483-001	L- 6-11										
154288-001	J-22										
154702-002	Z-17										
154795-001	L- 2- 1-31										
154969-001	D-36- 1- 8										
	D-36- 2- 8										
	D-36- 3- 8										
	D-36- 4- 6										
	D-36- 5- 6										
	D-36- 7- 6										
	D-36- 8- 6										
154972-001	D-36- 6- 6										
154983-001	D-36- 6										
154985-001	D-36- 4										
154986-001	D-36- 1										
154987-001	D-36- 3										
154989-001	D-36- 5										
156036-001	E-39- 2										
156131-001	E-39- 5										
156333-001	E-38- 5										
158438-001	D-27										
159476-000	A-77										
159574-001	L- 6-13										
159686-001	G-14- 3										
159884-001	H-15- 2										
180323-001	H-12										
181628-001	G- 1- 1										
181629-001	H- 1- 1										
181969-003	A-45										
181995-001	E-18										
181995-002	L- 2- 1-19										
183161-101	Z-43										

MEMO



