


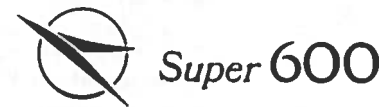
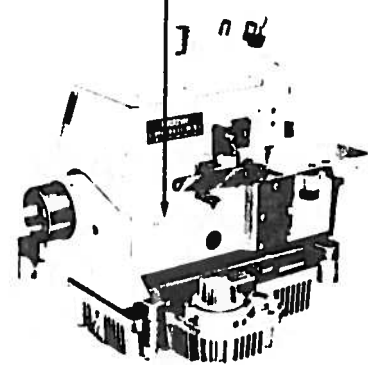
# brother

## PARTS BOOK

EF4-B611



P611002



Ultra High Speed Single Needle Overlock Sewing Machine

PICK LOCATION 03WS07-702

QUANTITY

1  
EA

ORDER: 144030



CASES  
EA

BATCH: 52




PART: 195611002






PARTS LIST MODEL EF4-B611

We're at your side.  
**brother.**




## Notes for using this parts book

1. This book is applicable to sewing machines which have the same plate number as shown on the cover of this book (or correction sheet).
2. If the symbol  or  is in the "Parts No." column or the "Assembly No." column, please refer to the different parts list (page 28).
3. The symbol  in the "Parts No." column indicates that the Parts is not available for supply. If, however, there is a number in the "Assembly No." column, the parts can be ordered as an assembly. Please, therefore, order by using the assembly number.
4. If the \*symbol is found before the Parts No., order this parts together with ist paired parts.
5. This book was prepared based on information available in January, 1981.
6. Parts are subject to changes in design without prior notice.


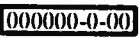

## Anmerkungen zum Gebrauch dieses Stücklistebuches

1. Dieses Buch bezieht sich auf die Nähmaschinen mit derselben Kennungsnummer wie auf diesem Buchumschlag (oder auf dem Korrekturblatt).
2. Wenn in der stücknummer oder Gerätesatznummer Spalte das Zeichen  der  steht, schlagen Sie bitte bei der gesonderte Stückliste (Seite 28) nach.
3. Dieses Zeichen  in der Spalte "Teilnummer" bedeutet, daß dieser Teil nicht lieferbar ist. Wenn jedoch in der Spalte "Gerätesatznummer" eine Nummer steht, kann dieser Teil als ein Geräteteilsatz bestellt werden. Bestellen Sie daher bitte mit dieser Gerätesatznummer.
4. Bei diesem Zeichen \* vor der Teilnummer bestellen Sie bitte diesen Teil Paarweise, zusammen mit seinem Gegenstück.
5. Dieses Buch basiert auf den Informationen vom Januar, 1981.
6. Modelländerungen sind vorbehalten.

## Notes sur l'utilisation de ce manuel de pièces détachées

1. Ce manuel est destiné aux machines à coudre ayant le même numéro de plaque montré sur la couverture de ce manuel (ou sur la feuille de corrections).
2. Si le symbole  ou  est présent dans la colonne "N" de pièce" ou dans la colonne "N" de ensemble", se référer à la liste de pièces annexe (page 28).
3. Le symbole  dans la colonne "N" de pièce" signifie que la pièce ne peut être fournie. Si, dans la colonne "N" jeu de pcs", il y a un numéro de nomenclature, la pièce peut être commandée comme faisant partie d'un jeu de pièces. Donc, pour toute commande, veuillez spécifier le n° du jeu de pièces.
4. Si, devant le n° de pièce, il y a le symbole \*, veuillez commander cette pièce avec sa pièce appariée.
5. Ce manuel a été fait d'après les renseignements valables au mois de Janvier, 1981.
6. Les pièces peuvent être sujettes à des modifications sans préavis.

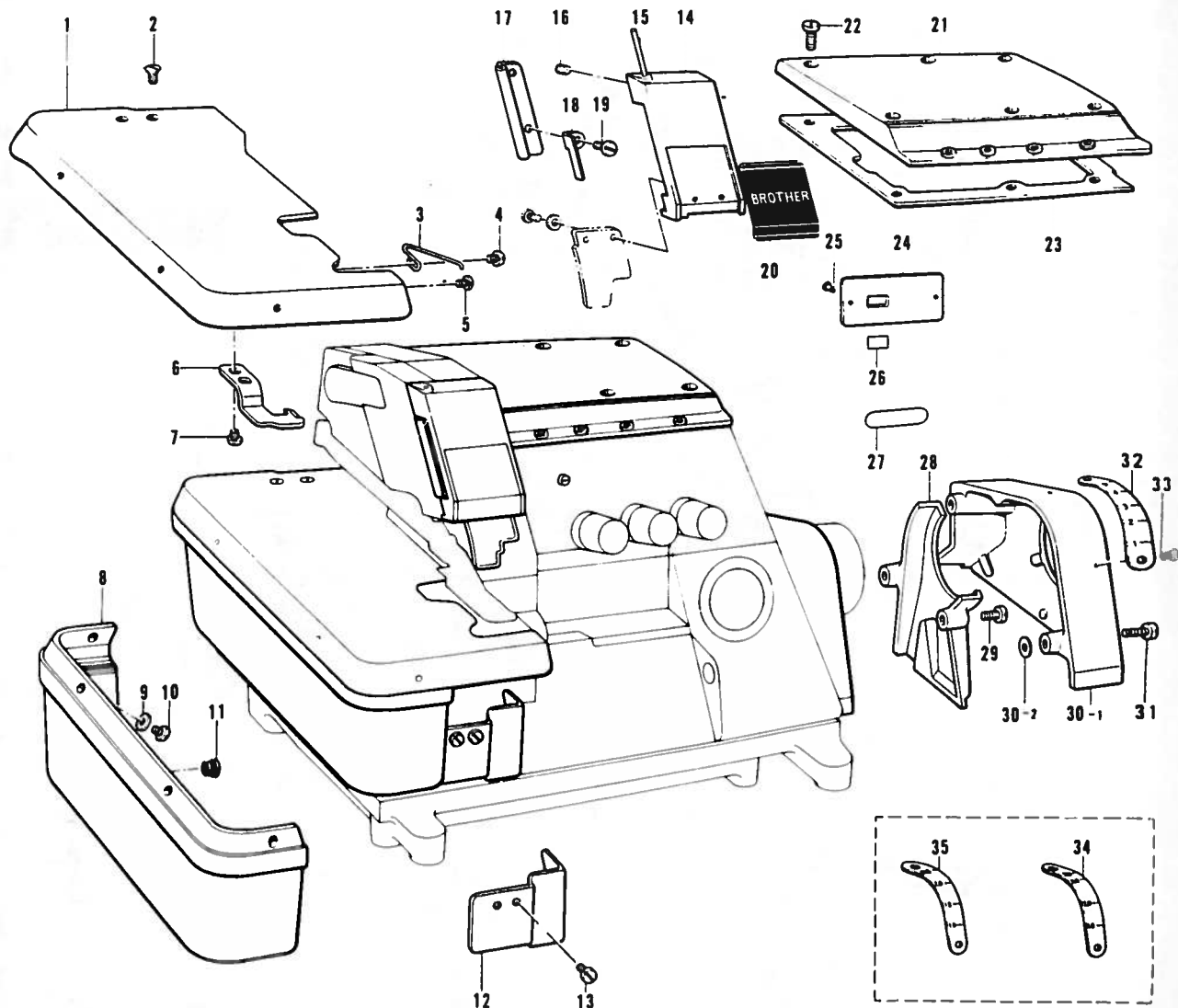
## Notas para usar este Libro de Piezas

1. Este libro sirve para todas las máquinas de coser que llevan la misma placa de identificación que la que se puede ver en la tapa de este libro ( o en la hoja de erratas).
2. De haber el símbolo  o el  en la columna del "Número de Pieza" o en la del "Número de Juego", habrá que ver la lista de piezas separada (página 28).
3. El símbolo , que se encuentra en la columna del "Número de Pieza", quiere decir que no se dispone de dicha pieza sola. Cuando, empero, hay un número en la columna del "Numero de Juego", se podrá ordenar la pieza con todo el juego. Por lo tanto, será mejor hacer el pedido recurriendo al número del juego respectivo.
4. Si antes del número de una pieza, se encuentra el símbolo \*, habrá que ordenar dicha pieza junto con la otra con la que va la misma.
5. Este libro ha sido compilado basándose en los datos de que se disponía en Enero de 1981.
6. Las piezas quedan sujetas a cambios de diseño sin aviso previo.

## CONTENTS

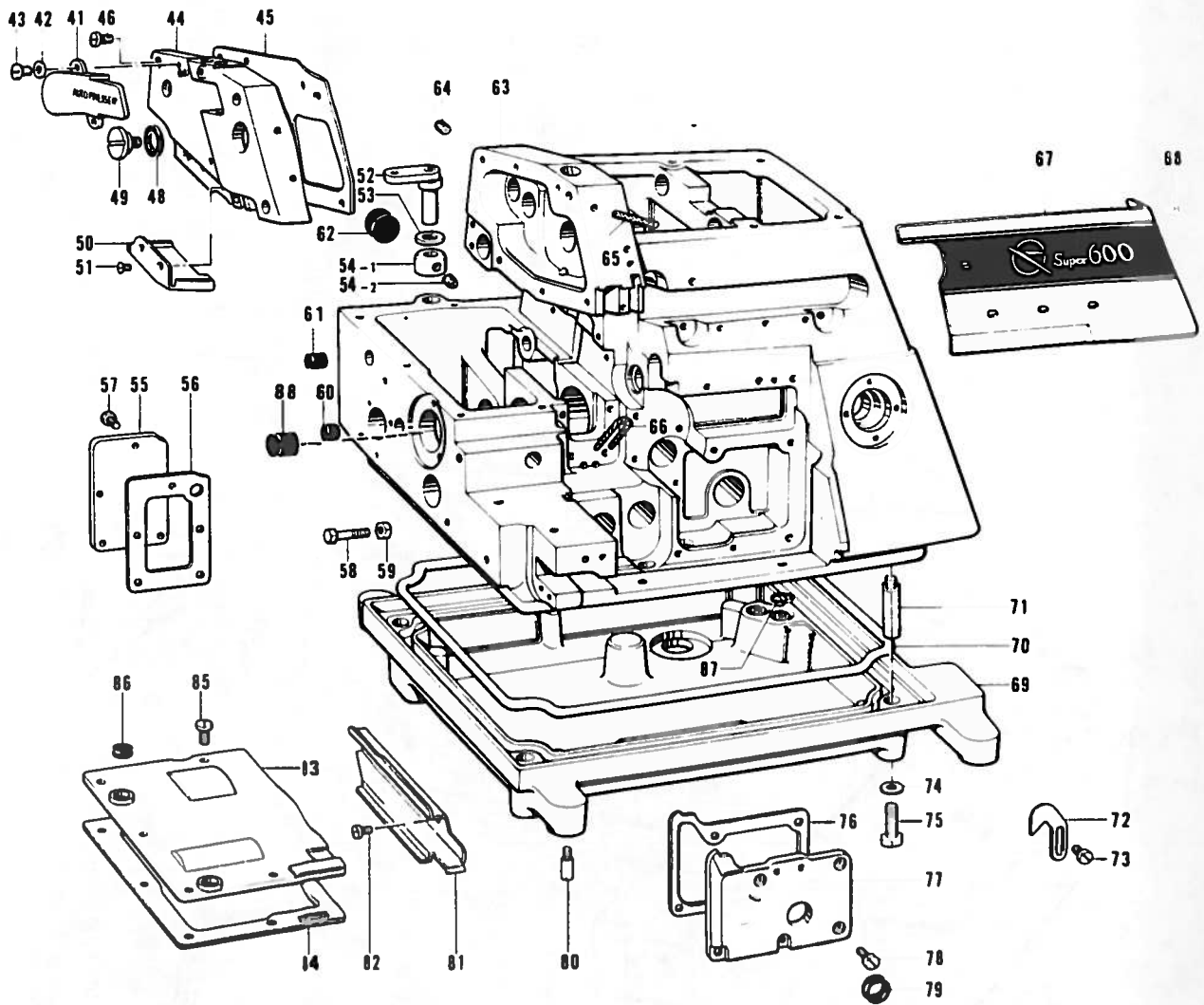
A. Machine Body (1) .....	1
A. Machine Body (2) .....	2
A. Machine Body (3) .....	3
B. Needle Bar Mechanism (1) .....	4
B. Needle Bar Mechanism (2) .....	5
C. Crank Shaft mechanism .....	6
D. Over Looper Mechanism .....	7
E. Under Looper Mechanism .....	8
F. Feed Mechanism (1) .....	9
F. Feed Mechanism (2) .....	10
F. Feed Mechanism (3) .....	11
G. Presser Foot Mechanism (1) .....	12
G. Presser Foot Mechanism (2) .....	13
G. Presser Foot Mechanism (3) .....	14
H. Knives Mechanism .....	15
J. Threading .....	16
K. Lubrication (1) .....	17
K. Lubrication (2) .....	18
L. Needle Cooler .....	19
M. Auto Presser Mechanism .....	20
N. Blind Stitch Hemming .....	21
P. Serging .....	21
Q. Ruffler Interlocking Parts Assembly and Ruffling Attachment Assembly (1) .....	22
Q. Differential Adjuster Assembly (2) .....	23
R. Wrapper and Piping Parts .....	24
S. Taping .....	24
T. Backtacking .....	25
Z. Accessories (1) .....	26
Z. Machine Base Plate and Cotton Stand Assembly (2) .....	27
DIFFERENT PARTS LIST .....	28
INDEX .....	33

# A. Machine Body (1)



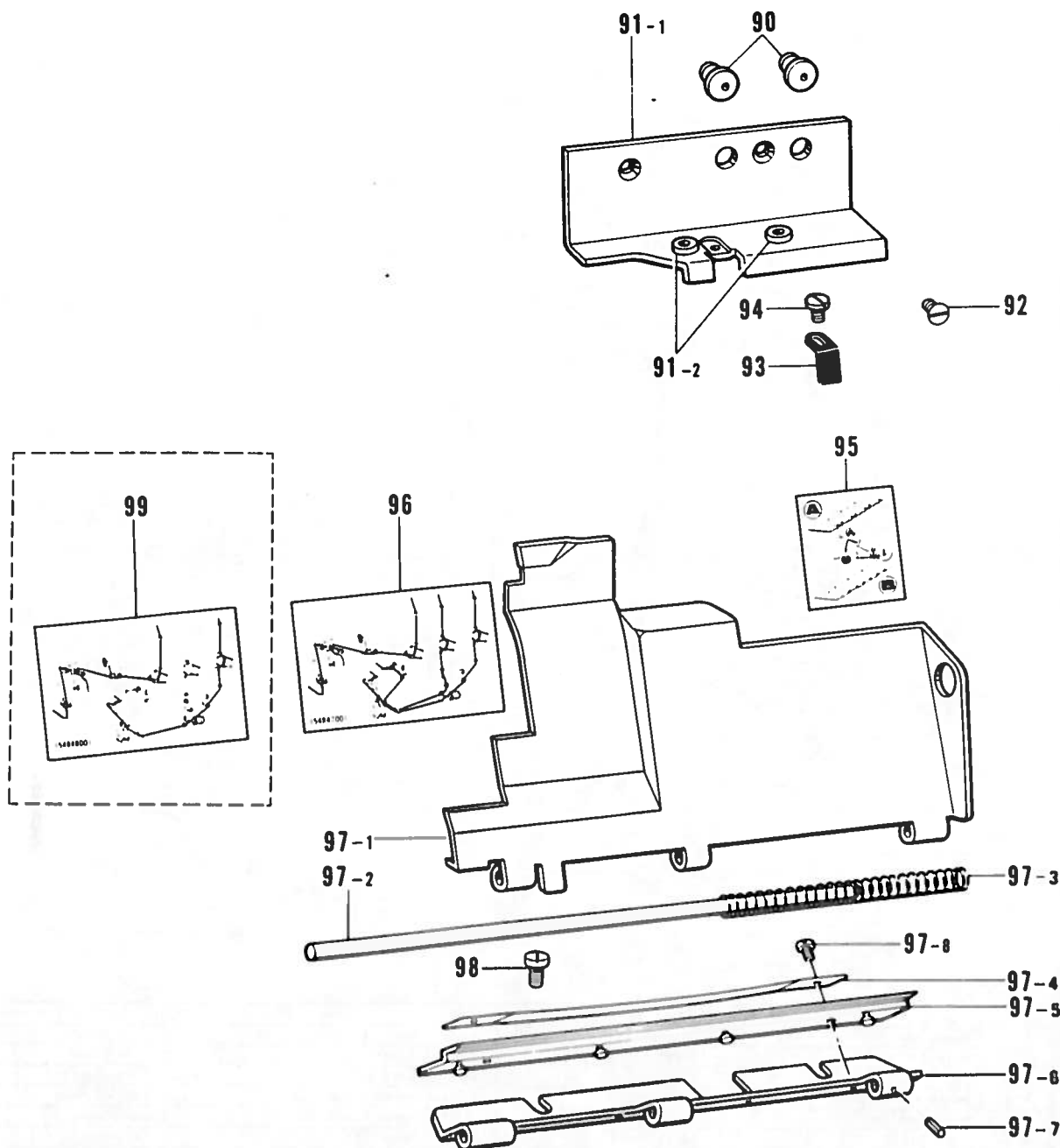
Ref. No.	Name of Parts	Q'ty	Parts No.	Assembly No.	Ref. No.	Name of Part	Q'ty	Parts No.	Assembly No.
A-1	Cloth Plate	1	154830-0-01		A-20	Name Plate	1	154815-0-01	
A-2	Screw 4.37	2	100032-0-03		A-21	To Cover	1	154798-0-01	
A-3	Spring	1	146450-0-01		A-22	Screw 4.37 x 12	6	009681-2-12	
A-4	Screw 3.57 x 5	1	001670-5-12		A-23	Packing	1	154800-0-00	
A-5	Screw 3.57 x 5	1	007670-5-13		A-24	Model Plate 611	1		
A-6	Stopper for Cloth Plate	1	154832-0-01		A-25	Pin	2		
A-7	Screw 3.57 x 5	2	001670-5-12		A-26	Label	1		
A-8	Cloth Plate Lower	1	154834-0-01		A-27	Parts Book Number Plate	1		
A-9	Washer	4	025350-1-32		A-28	Fan Case	1	154806-0-00	
A-10	Screw 3.57 x 6	4	001670-6-12		A-29	Screw 4.37 x 10	2	009681-0-12	
A-11	Oil Cap	2	104450-0-01		A-30-1	Belt Cover	1		A-30 Belt Cover Assembly 155519-0-01
A-12	Front Cover Guide	1	154821-0-01		A-30-2	Washer	2	155520-0-01	
A-13	Screw 3.57 x 6	2	009670-6-12		A-31	Screw 4.37 x 10	2	009681-0-12	
A-14	Face Plate Cover	1	154811-0-01		A-32	Stitch Length Control Plate	1	154808-0-01	
A-15	Pin for Face Plate	1	154813-0-00		A-33	Screw 2.10	2	105288-0-01	
A-16	Screw 3.18	1	146427-0-01		A-34	Stitch Length Control Plate	1	154810-0-01	
A-17	Face Plate Cover Hinge	1	154812-0-01		A-35	Stitch Length Control Plate	1	154809-0-01	
A-18	Spring	1	154814-0-01						
A-19	Screw 3.57 x 7	2	009670-7-12						

# A. Machine Body (2)



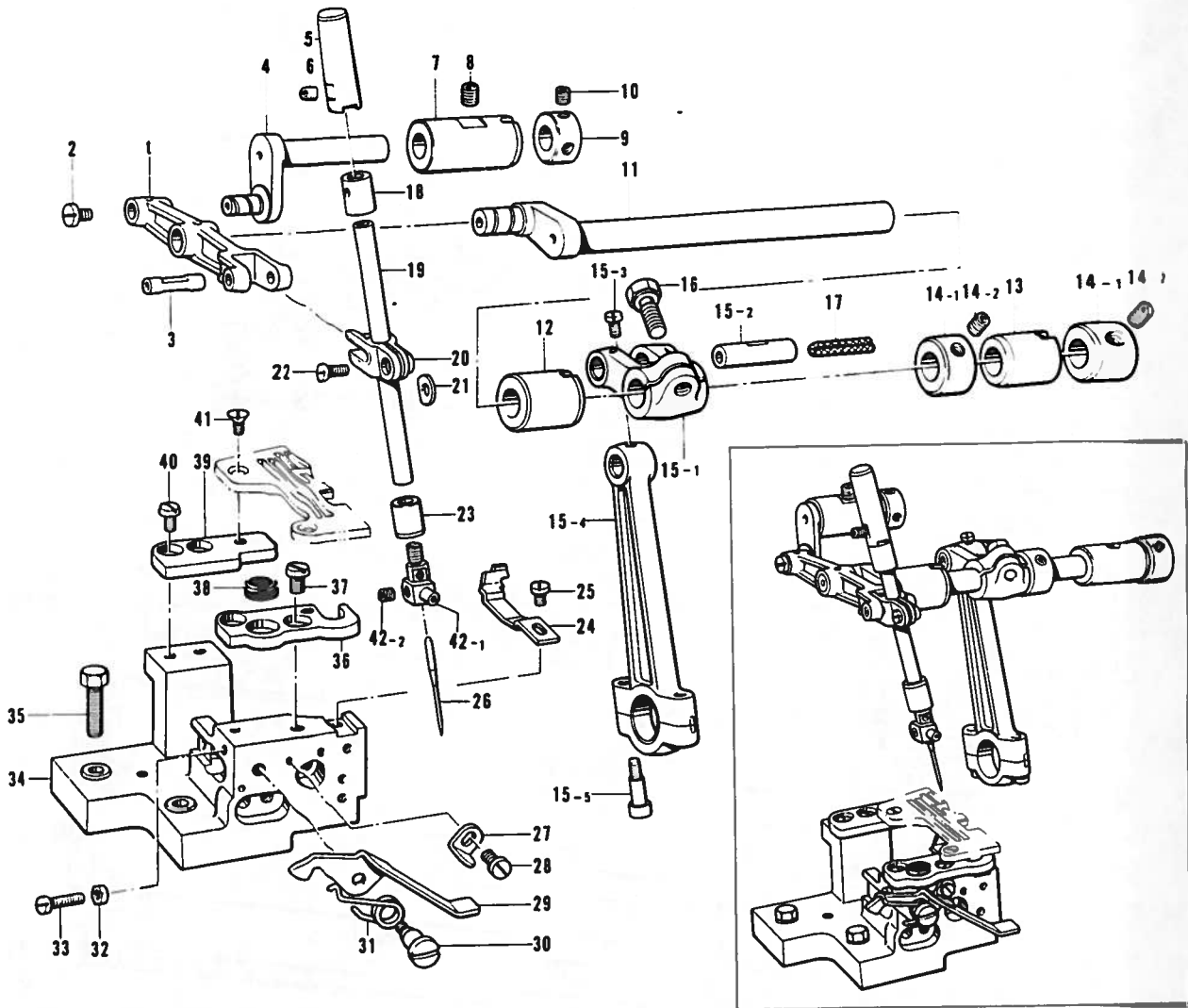
Ref. No.	Name of Parts	Q'ty	Parts No.	Assembly No.	Ref. No.	Name of Parts	Q'ty	Parts No.	Assembly No.
A-41	Auto Presser Arm Cover	1	154803-0-01		A-65	Wick 6 x 6 (15)	1	155555-0-00	
A-42	Washer	2	110735-0-02		A-66	Wick 4 x 4 (110)	1	112750-0-00	
A-43	Screw 4.37 x 7	2	009680-7-12		A-67	Emblem Plate	1	154836-0-01	
A-44	Cover for Needle Driving Mechanism	1	154801-0-01		A-68	Pin	2	124918-0-01	
A-45	Packing	1	154802-0-00		A-69	Oil Reservoir	1	154842-0-01	
A-46	Screw 4.37 x 7	6	009680-7-12		A-70	Packing	1	154843-0-00	
A-48	"O" Ring	1	109203-0-01		A-71	Machine Body	4	148085-0-01	
A-49	Screw 9.52	1	110641-0-02		A-72	Adjustin Plate	1	155552-0-01	
A-50	Cloth Guide (S)	1	154838-0-01		A-73	Screw 3.57 x 6	2	009670-6-12	
A-51	Screw 3.57	2	108960-0-02		A-74	Washer	4	118735-0-02	
A-52	Cloth Plate Supporter	1	154831-0-01		A-75	Bolt 6.35 x 16	4	017771-6-12	
A-53	Washer	1	141183-0-00		A-76	Packing	1	154820-0-00	
A-54-1	Set Collar	1		A-54 Collar Assembly 181940-0-01	A-77	Inside Cover	1	154819-0-00	
A-54-2	Screw 6.35	2	101706-0-01		A-78	Screw 3.57 x 8	5	009670-8-12	
A-55	Cover for Feed Mechanism	1	154804-0-01		A-79	Seal	1	155247-0-00	
A-56	Packing	1	154805-0-00		A-80	Set Pin Cushion	4	140077-0-01	
A-57	Screw 4.37	5	107407-0-03		A-81	Cloth Guide (L)	1	154817-0-01	
A-58	Bolt 4.37	2	154815-0-01		A-82	Screw 3.57 x 6	2	009670-6-12	
A-59	Nut	2	105734-0-01		A-83	Cover for Feed Mechanism	1	154817-0-01	
A-60	Oil Cap	1	146315-0-00		A-84	Packin	1	154818-0-00	
A-61	Oil Cap	1	146315-0-00		A-85	Screw 4.37 x 7	5	009680-7-12	
A-62	Oil Cap	1	140066-0-01		A-86	Oil Cap	2	141766-0-01	
A-63	Machine Body	1			A-87	"O" Rin	2	081011-0-70	
A-64	Screw 5.95	2	011760-6-12		A-88	Oil Cap	1	154841-0-01	

# A. Machine Body (3)



Ref. No.	Name of Parts	Qty	Parts No.	Assembly No.	Ref. No.	Name of Parts	Qty	Parts No.	Assembly No.
A-90	Oil Cap	2	143196-0-01		A-97-1	Front Cover	1		
A-91-1	Supporter for Front Cover	1		A-91	A-97-2	Front Cover Hinge Pin	1	154855-0-00	A-97 Front Cover Assembly 154852-0-01
A-91-2	Thread Bushing	2	146924-0-00	Supporter for Front Cover Assembly 154823-0-01	A-97-3	Spring	1	146442-0-01	
A-92	Screw 4.37	2	117160-0-01		A-97-4	Hinge Cover Presser Plate	1	152194-0-01	
A-93	Stopper Spring for Front Cover	1	154879-0-01		A-97-5	Hinge Cover	1	154856-0-00	
A-94	Screw 3.57 x 4.5	1	123185-0-01		A-97-6	Front Cover Hinge	1	154854-0-01	
A-95	Loop Threading Label	1	155140-0-01		A-97-7	Spring Pin	1	047140-8-42	
A-96	Threading Diagram	1	154847-0-01		A-97-8	Screw 3.57 x 4	2	009670-4-12	
					A-98	Screw 4.37 x 6	2	009680-6-12	
					A-99	Threading Diagram	1	154840-0-01	

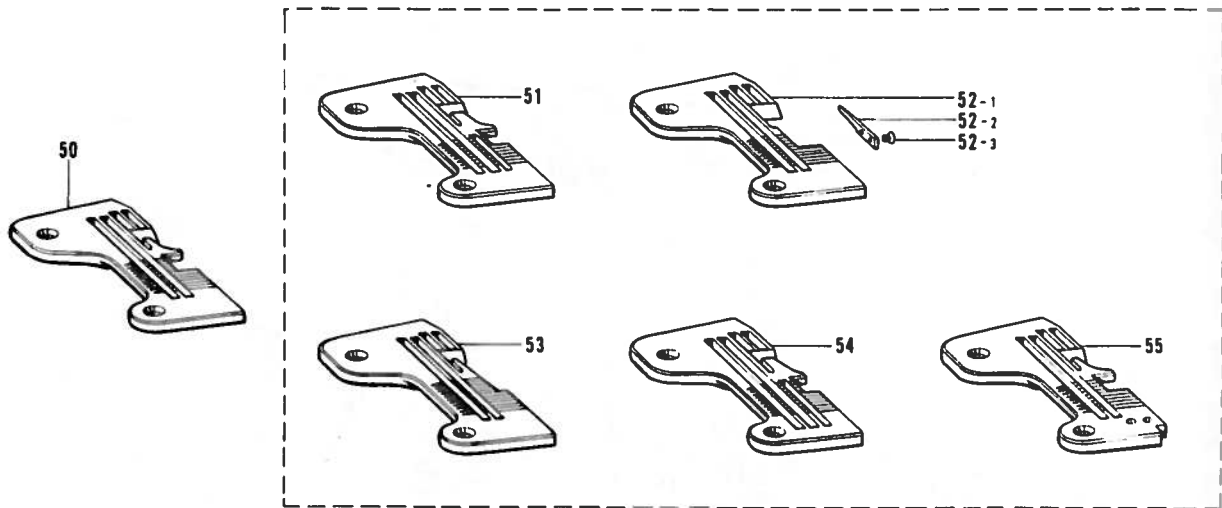
## B. Needle Bar Mechanism (1)



Ref. No.	Name of Parts	Q'ty	Parts No.	Assembly No.	Ref. No.	Name of Parts	Q'ty	Parts No.	Assembly No.
B-1	Needle Arm	1	154897-0-01		B-20	Needle Bar Clamp	1	154900-0-01	
B-2	Screw 3.57	1	148834-0-01		B-21	Spacer	1	154901-0-01	
B-3	Pin	1	154899-0-01		B-22	Screw 3.57 x 6	1	009670-6-12	
B-4	Needle Arm Supporter	1	154895-0-01		B-23	Needle Bar Bushing (D)	1	154905-0-00	
B-5	Needle Bar Cap	1	154903-0-01		B-24	Needle Guard (F)	1	146726-0-01	
B-6	Screw 3.18	1	146427-0-01		B-25	Screw 3.57 x 6	1	009670-6-12	
B-7	Needle Arm Bushing	1	154896-0-00		B-26	Needle DC x 27	1	151474-0-	
B-8	Screw 6.35	1	014780-6-22		B-27	Cloth Plate Lever Stopper	1	146454-0-01	
B-9	Collar	1	110197-0-01		B-28	Screw 3.57 x 6	1	009670-6-12	
B-10	Screw 4.37	2	014680-4-22		B-29	Cloth Plate Lever	1	154833-0-01	
B-11	Needle Bar Crank Shaft	1	154891-0-01		B-30	Stud Screw 3.57	1	146453-0-01	
B-12	Needle Bar Bushing (Left)	1	154894-0-00		B-31	Spring	1	146452-0-01	
B-13	Needle Bar Bushing (Right)	1	154892-0-00		B-32	Nut	1	021670-2-02	
B-14	Set Collar	2		B-14 Collar Assembly 155803-0-01	B-33	Screw 3.57 x 14	1	009671-4-12	
B-14.2	Screw 5.95	4	152718-0-01		B-34	Needle Bar Support Bracket	1	154922-0-01	
B-15.1	Needle Bar Crank Shaft Arm	1		*B-15 Needle Arm Driving Crank Rod Assembly 154888-0-01	B-35	Bolt 6.35 x 20	2	017782-0-12	
B-15.2	Pin	1			B-36	Needle Plate Supporter (F)	1	146494-0-01	
B-15.3	Screw 4.37	1	100366-0-01		B-37	Screw 4.37 x 5	2	001680-5-12	
B-15.4	Needle Arm Driving Crank Rod	1			B-38	Cloth Plate Cushion (B)	1	111486-0-01	
B-15.5	Screw 4.17 x 14	2	148425-0-01		B-39	Needle Plate Supporter (B)	1	146495-0-01	
B-16	Bolt 6.35 x 16	1	149170-0-01		B-40	Screw 4.37 x 5	2	001680-5-12	
B-17	Wick 8 x 8 (S2)	1	140320-0-00		B-41	Screw 4.37	2	100032-0-03	
B-18	Needle Bar Bushing (U)	1	154904-0-00		B-42-1	Needle Clamp	1		B-42 Needle Clamp Assembly 154900-0-01
B-19	Needle Bar	1	154902-0-01		B-42-2	Screw 3.18	1	146427-0-01	

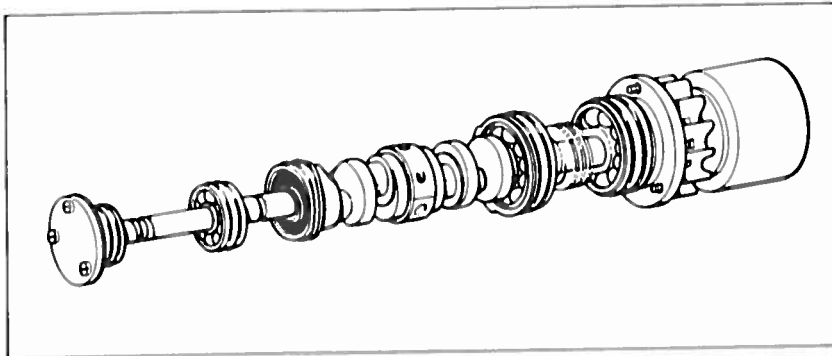
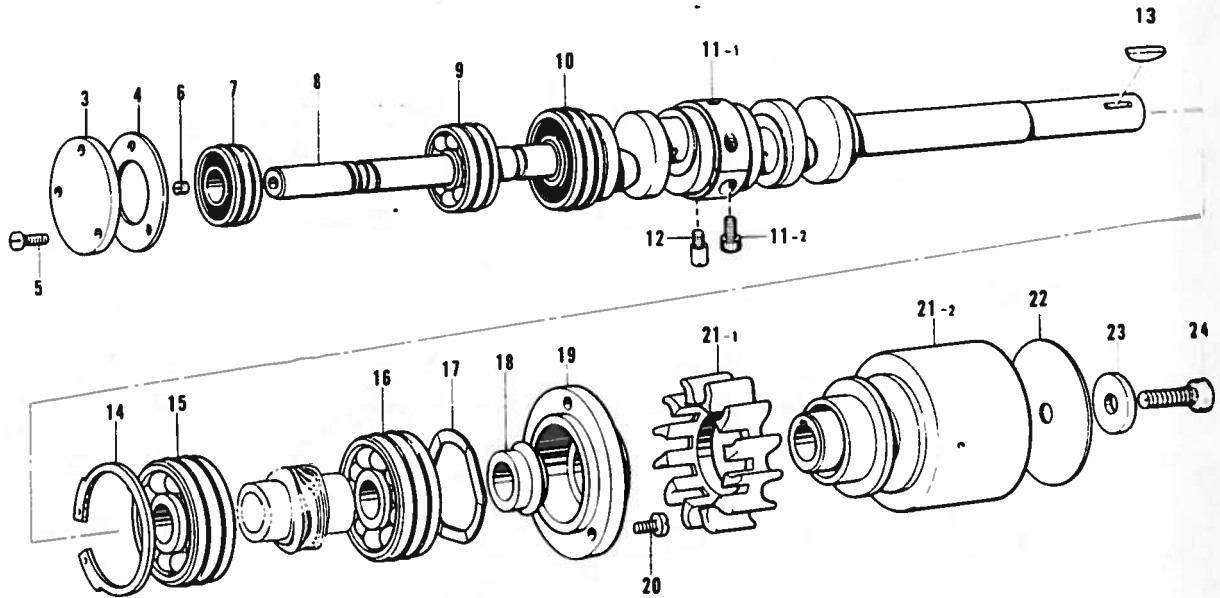


## B. Needle Bar Mechanism (2)



Ref. No.	Name of Parts	Q'ty	Parts No.	Assembly No.	Ref. No.	Name of Parts	Q'ty	Parts No.	Assembly No.
B-50	Needle Plate	1			B-53	Needle Plate (Curling)	1		
B-51	Needle Plate (Bulky)	1			B-54	Needle Plate (Ruffling, Ruffling W/piping)	1		
B-52-1	Needle Plate	1			B-55	Needle Plate (Backtacking)	1		
B-52-2	Tongue Plate	1	148354-0-01	B-52					
B-52-3	Screw 1.59	2	148355-0-01	Needle Plate (Curling)					

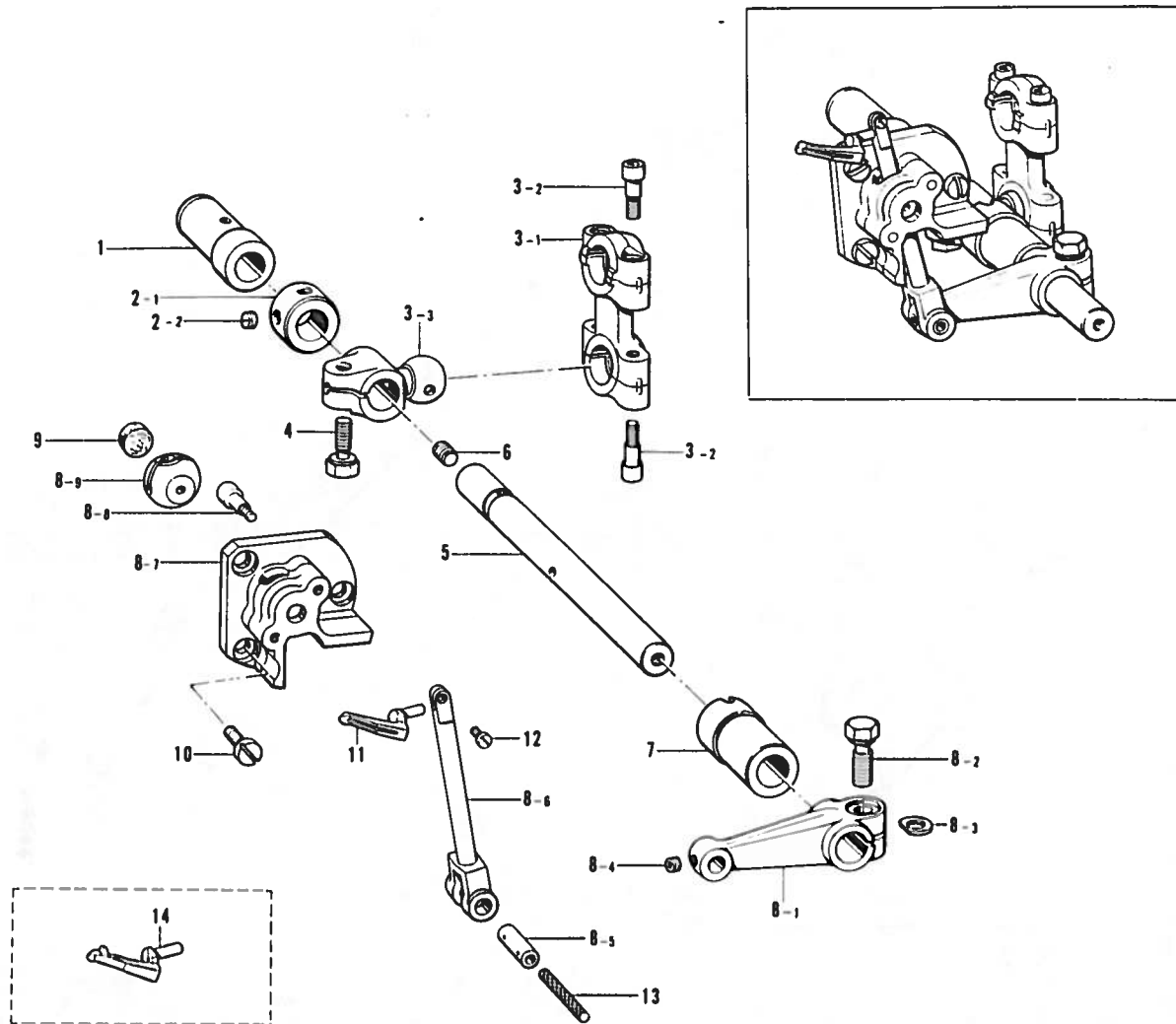
# C. Crank Shaft mechanism



Ref. No.	Name of Parts	Q'ty	Parts No.	Assembly No.	Ref. No.	Name of Parts	Q'ty	Parts No.	Assembly No.
C-3	Bearing Cap	1	154068-0-01		C-14	Stop Ring	1	154876-0-01	
C-4	Packl	1	154069-0-00		C-15	Bearing 6102	1	154877-0-01	
C-5	Screw 1.37 x 8	1	009670-8-12		C-16	Bearing 6102Z	1	154878-0-01	
C-6	Screw 4.76	1	013719-4-12		C-17	Spring	1	154880-0-01	
C-7	Bearing 6001Z	1	154070-0-01		C-18	Oil Reflector	1	154879-0-00	
C-8	Crank Shaft	1	*154065-0-01		C-19	Bearing Presser	1	154881-0-00	
C-9	Beari 6201Z	1	154071-0-01		C-20	Screw 4.37 x 10	1	009681-0-12	
C-10	Bearing 6202Z	1	154072-0-01		C-21-1	Fan	1		C-21 Pulley Assembly 1-488
C-11-1	Crank Shaft Bushing	1		C-11 Crank Shaft Bushing Assembly 154873-0-01	C-21-2	Pulley	1		
C-11-2	Screw 4.37 x 14	1	148423-0-01		C-22	Pulley Cover	1	154887-0-01	
C-12	Screw 4.37	1	154873-0-01		C-23	Washer	1	154886-0-01	
C-13	Key	1	154885-0-01		C-24	Bolt 6.35 x 14	1	017771-4-12	

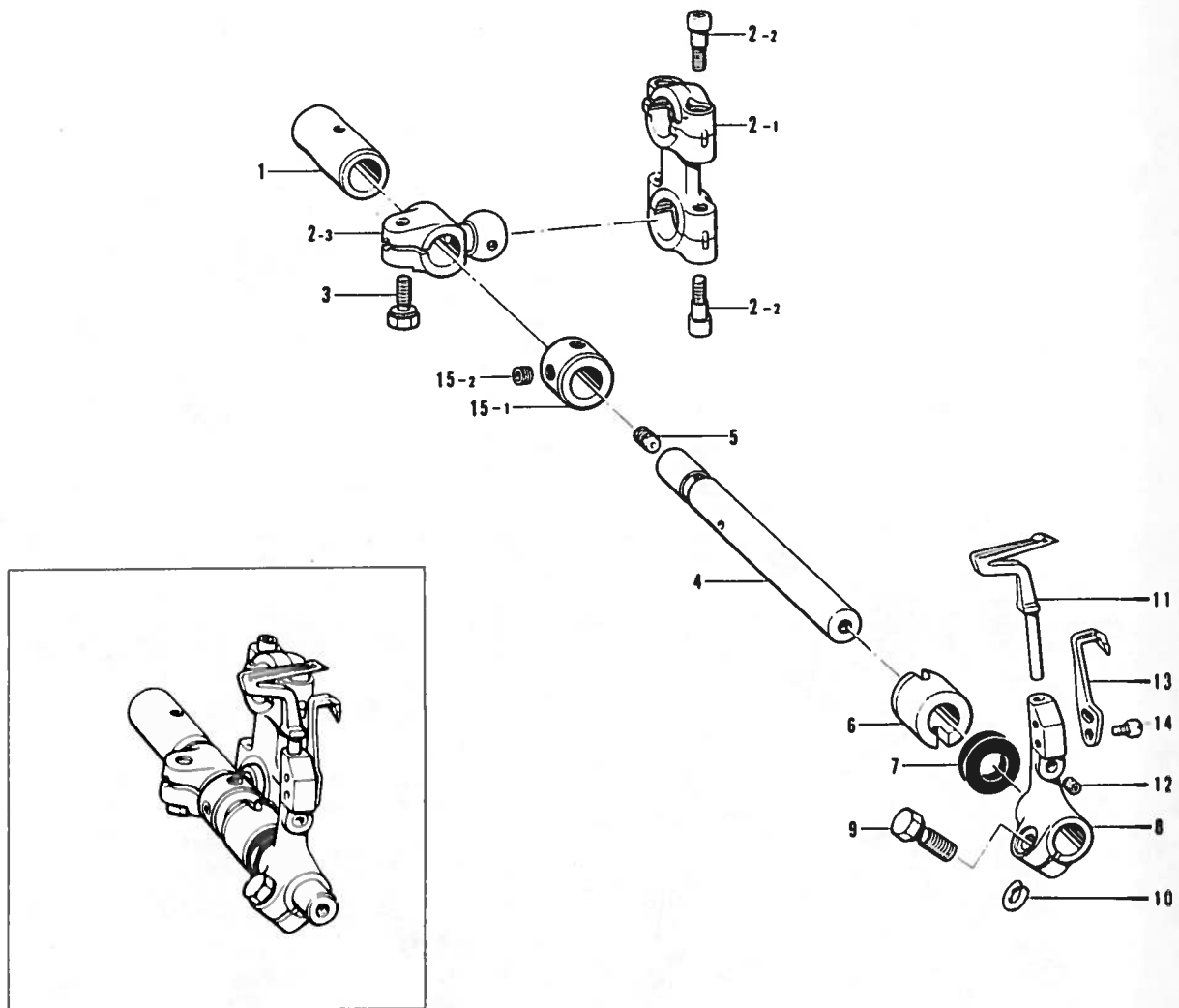
\* Crank Shaft Assembly (B-15, C-8, D-3, E-2, H-1) 15-319-0-01

## D. Over Looper Mechanism



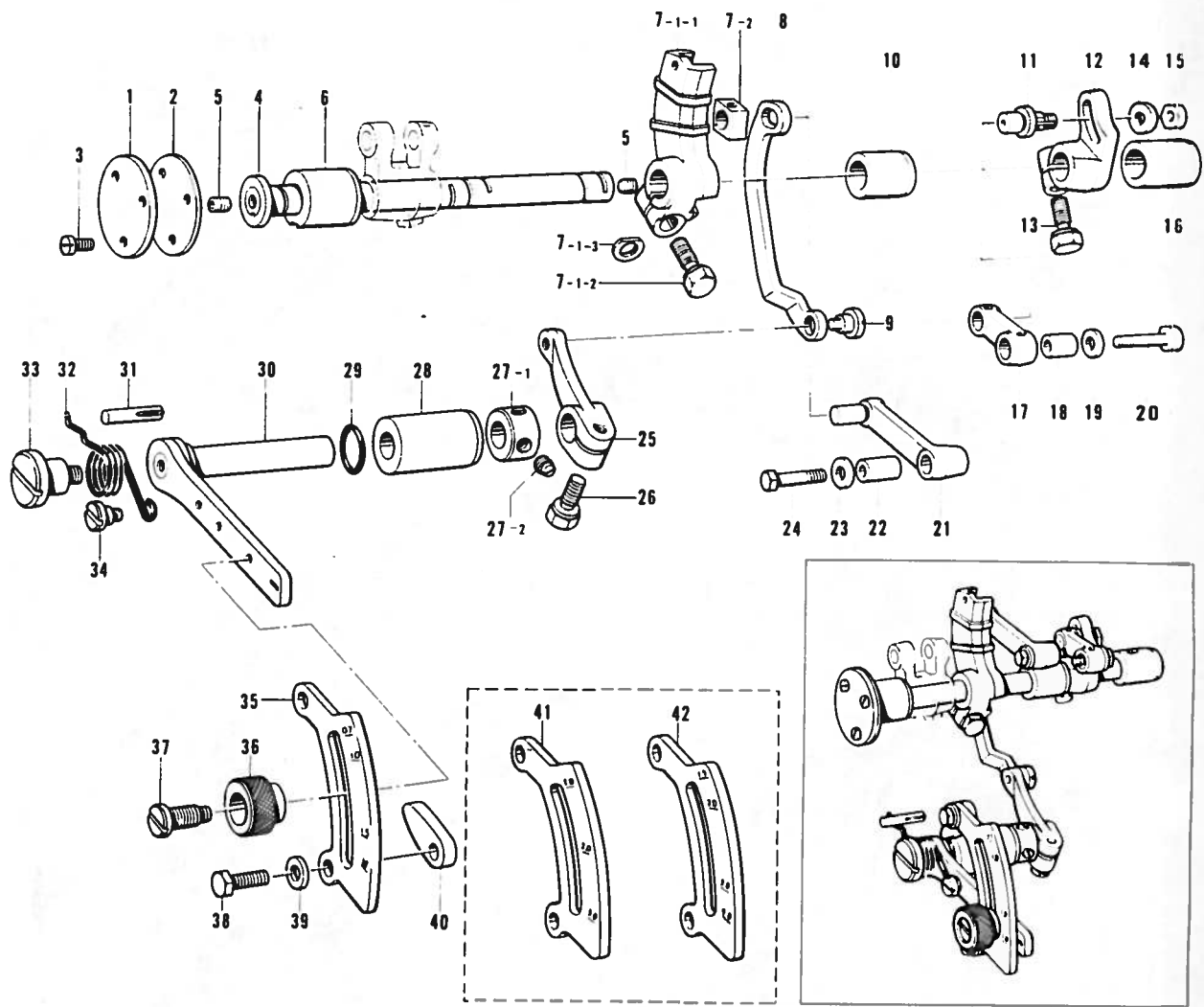
Ref. No.	Name of Parts	Q'ty	Parts No.	Assembly No.	Ref. No.	Name of Parts	Q'ty	Parts No.	Assembly No.
D- 1	Bushing (B)	1	155229-0-00		D- 8-3	Spacer	1	155162-0-01	
D- 2-1	Set Collar	1		D-2 Collar Assembly 155863-0-01	D- 8-4	Screw 3.57	1	148294-0-01	
D- 2-2	Screw 3.95	2	152718-0-01		D- 8-5	Over Looper Holding Shaft	1		D-8
D- 3-1	Looper Connecting Rod	1		*D-3 Looper Connecting Rod Assembly 155225-0-01	D- 8-6	Over Looper Holder	1		Over Looper Assembly 155231-0-01
D- 3-2	Screw 4.37 x 14	4	148425-0-01		D- 8-7	Over Looper Holder Guide Base	1		
D- 3-3	Looper Connecting Lever	1			D- 8-8	Screw 4.37 x 14	2	148425-0-01	
D- 4	Bolt 6.35 x 14	1	155516-0-01		D- 8-9	Over Looper Holder Guide Block	1		
D- 5	Looper Shaft	1	155228-0-01		D- 9	Felt	1	155238-0-00	
D- 6	Screw 5.56	1	013750-5-12		D-10	Screw 4.37 x 8	3	009680-8-12	
D- 7	Bushing (F)	1	155230-0-00		D-11	Over Looper	1	155240-0-01	
D- 8-1	Over Looper Driving Lever	1		D-8 Over Looper Assembly 155231-0-01	D-12	Screw 3.18 x 6	1	009660-6-12	
D- 8-2	Bolt 6.35 x 16	1	149170-0-01		D-13	Wick 6 x 6 (32)	1	140417-0-00	
					D-14	Spreaders	1	155241-0-01	

## E. Under Looter Mechanism



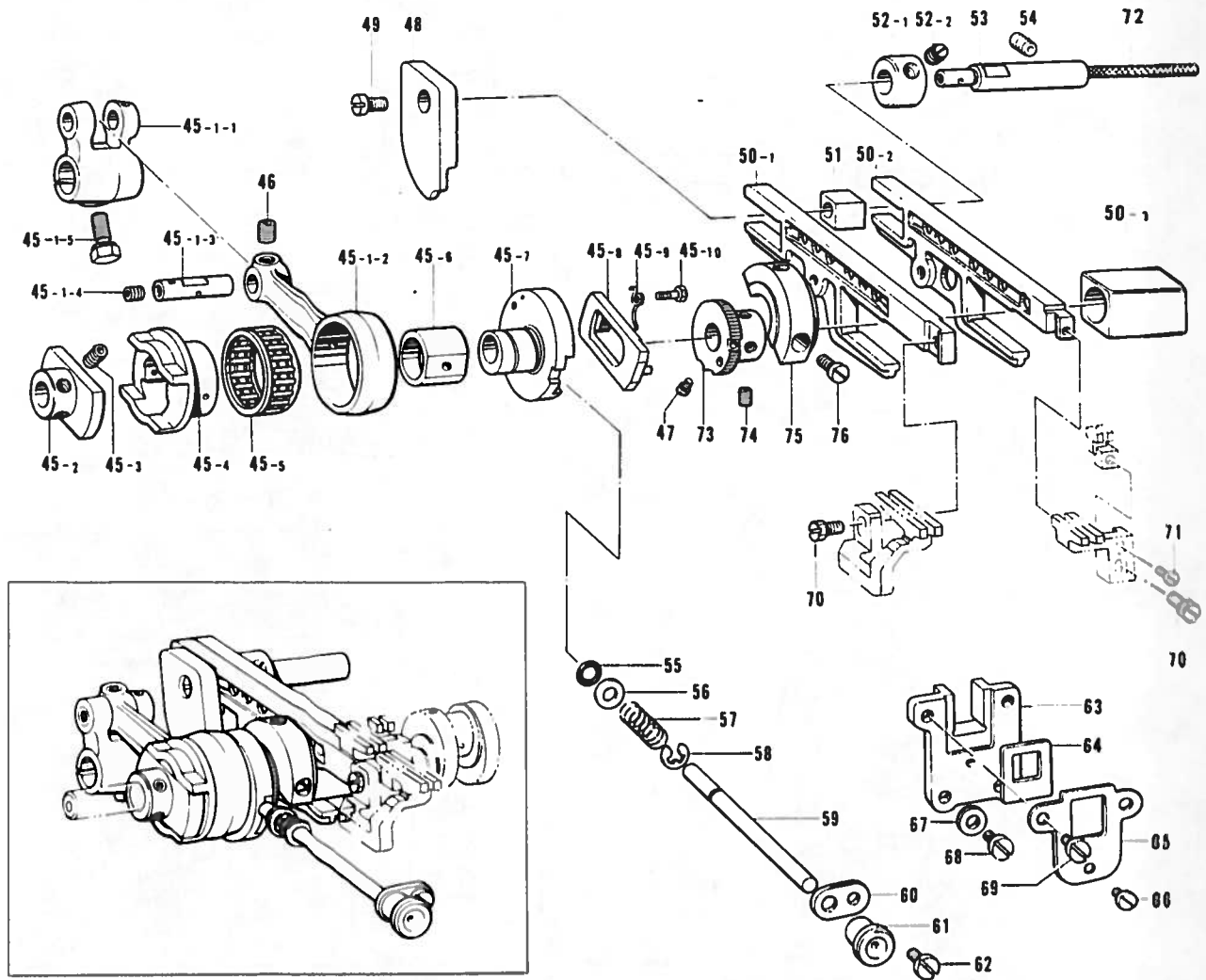
Ref. No.	Name of Parts	Q'ty	Parts No.	Assembly No.	Ref. No.	Name of Parts	Q'ty	Parts No.	Assembly No.
E- 1	Under Looter Shaft Bushing (B)	1	155245-0-00		E- 8	Under Looter Holder	1	155248-0-01	
E- 2-1	Looter Connecting Rod	1		*E-2 Looter Connecting Rod Assembly 155225-0-01	E- 9	Bolt 5.56 x 14	1	149171-0-01	
E- 2-2	Screw 4.37 x 14	4	148425-0-01		E-10	Spacer	1	148782-0-01	
E- 2-3	Looter Connecting Lever	1			E-11	Under Looter	1	144049-0-01	
E- 3	Bolt 6.35 x 14	1	155516-0-01		E-12	Screw 4.37	1	014680-4-22	
E- 4	Under Looter Shaft	1	155244-0-01		E-13	Movable Needle Guard	1	144127-0-02	
E- 5	Screw 5.56	1	013750-5-12		E-14	Screw 3.57 x 8	2	009670-8-12	
E- 6	Under Looter Shaft Bushing (F)	1	155246-0-00		E-15-1	Set Collar	1		E-15 Collar Assembly 155225-0-01
E- 7	Seal	1	155247-0-00		E-15-2	Screw 5.95	2	152718-0-01	

# F. Feed Mechanism (1)



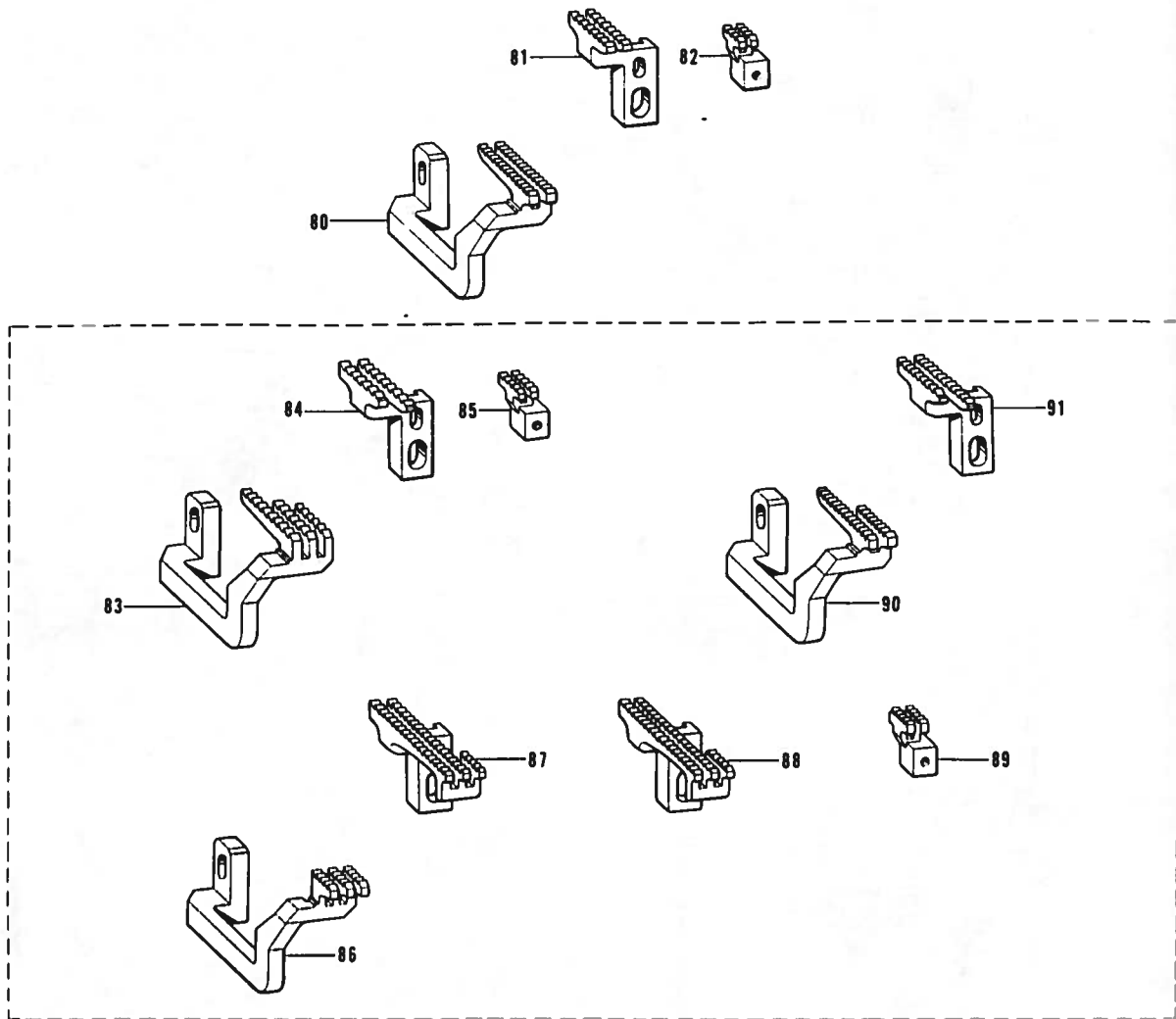
Ref. No.	Name of Parts	Q'ty	Parts No.	Assembly No.	Ref. No.	Name of Parts	Q'ty	Parts No.	Assembly No.
F-1	Cover for Feed Shaft Bushing (L)	1	155144-0-01		F-22	Differential Feed Link Bushing	1	155165-0-01	
F-2	Packing	1	155145-0-00		F-23	Washer	1	155157-0-01	
F-3	Screw 3.57 x 8	3	009670-8-12		F-24	Feed Link Shaft (Large)	1	140217-0-01	
F-4	Feed Shaft	1	155140-0-01		F-25	Differential Feed Link Lever	1	155168-0-01	
F-5	Screw 5.56	2	014770-6-22		F-26	Bolt 6.35 x 14	1	155516-0-01	
F-6	Feed Shaft Bushing (L)	1	155141-0-00		F-27-1	Set Collar	1		F-27
F-7-1-1	Differential Feed Arm	1		F-7	Differential Feed Arm Block Assembly	1		181960-0-03	
F-7-1-2	Bolt 6.35 x 16	1	149170-0-01		F-27-2	Screw 6.35	2	101706-0-01	
F-7-1-3	Spacer	1	155162-0-01		F-28	Adjusting Lever Bushing	1	155170-0-00	
F-7-2	Differential Feed Block	1			F-29	"O" Ring	1	109203-0-01	
F-8	Differential Feed Adjuster Link	1	155166-0-01		F-30	Differential Feed Adjusting Lever	1	155169-0-01	
F-9	Screw 5.56	1	155167-0-01		F-31	Pin	1	140063-0-01	
F-10	Feed Shaft Bushing (M)	1	155142-0-00		F-32	Spring	1	155171-0-01	
F-11	Main Feed Link Shaft	1	155155-0-01		F-33	Stud Screw 5.56	1	146559-0-01	
F-12	Main Feed Arm	1	155154-0-01		F-34	Stud Screw 4.76	1	100294-0-02	
F-13	Bolt 6.35 x 16	1	149170-0-01		F-35	Differential Stitch Control	1	155172-0-01	
F-14	Washer	1	113431-0-02		F-36	Knob	1	155175-0-01	
F-15	Nut	1	148838-0-01		F-37	Screw	1	155176-0-01	
F-16	Feed Shaft Bushing (R)	1	155143-0-00		F-38	Bolt 6.35 x 14	2	017781-4-12	
F-17	Main Feed Link	1	155158-0-01		F-39	Washer	2	118735-0-02	
F-18	Main Feed Link Bushing	1	155156-0-01		F-40	Stopper for Differential Stitch Control	2	146563-0-01	
F-19	Washer	1	155157-0-01		F-41	Differential Stitch Control (Ruffling)	1	155174-0-01	
F-20	Main Feed Link Shaft (Small)	1	140210-0-01		F-42	Differential Stitch Control (Bulk)	1	155173-0-01	
F-21	Differential Feed Link	1	155164-0-01						

# F. Feed Mechanism (2)



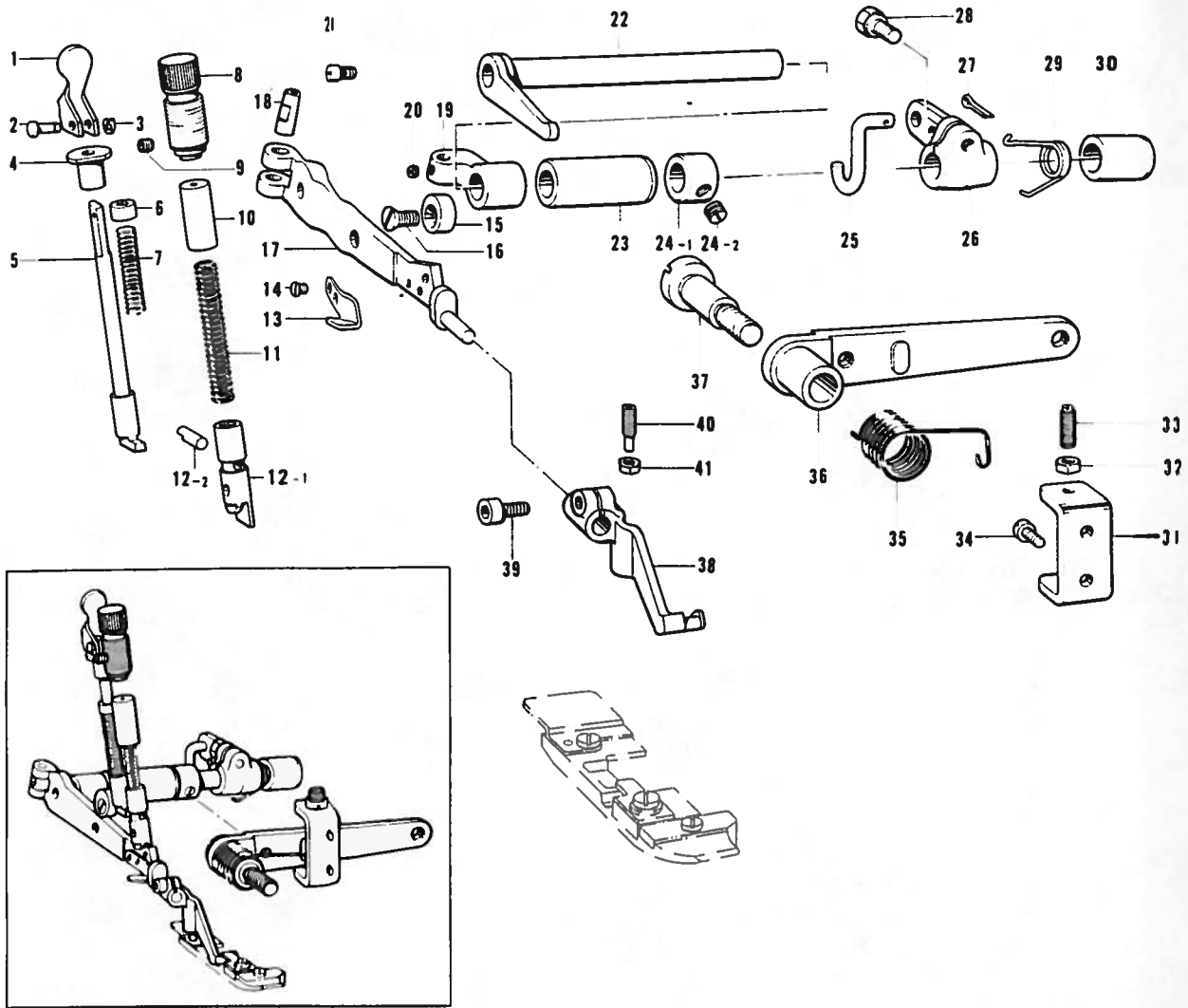
Ref. No.	Name of Parts	Q'ty	Parts No.	Assembly No.	Ref. No.	Name of Parts	Q'ty	Parts No.	Assembl
F-45-1-1	Feed Arm	1		F-45 Eccentric Wheel Assembly 155125-0-01	F-53	Feed Bar Guide Block Shaft	1	155152-0-01	
F-45-1-2	Feed Rod	1			F-54	Screw 6.35	1	014780-6-22	
F-45-1-3	Pin	1			F-55	Packing	1	118770-0-01	
F-45-1-4	Screw 6.35	1	014770-6-22		F-56	Washer	1	113431-0-02	
F-45-1-5	Bolt 6.35 x 16	1	149170-0-01		F-57	Spring	1	155139-0-01	
F-45-2	Eccentric Wheel Holder	1			F-58	Sto Ring	1	048040-3-42	
F-45-3	Screw 4.37	2	014680-4-22		F-59	Feed Adjusting Shaft	1	155138-0-01	
F-45-4	Eccentric Wheel	1			F-60	Supporter for Feed Adjusting Shaft	1	146536-0-01	
F-45-5	Needle Roller Bearing 28	1			F-61	Ca	1	155348-0-00	
F-45-6	Adjuster Eccentric Wheel Block	1			F-62	Screw 1.37 x 6	1	009670-6-12	
F-45-7	Adjuster Eccentric Wheel	1		F-63	Feed Bar Guide	1	155151-0-00		
F-45-8	Ratchet Stopper	1		F-64	Frame Protector	1	155177-0-00		
F-45-9	Spring	1	155132-0-01	F-65	Frame Protector Plate	1	155178-0-01		
F-45-10	Stud Screw 2.38	1	155133-0-01	F-66	Screw 3.57	1	106568-0-01		
F-46	Screw 4.37	1	014680-4-22	F-67	Washer	2	100645-0-03		
F-47	Screw 2.38	1	15560-0-01	F-68	Screw 4.37	2	107407-0-03		
F-48	Differential Link Guide	1	155151-0-00	F-69	Screw 4.37	2	107407-0-01		
F-49	Screw 4.37 x 7	1	009680-7-12	F-70	Bolt 4.37	2	117516-0-01		
F-50-1	Differential Feed Bar	1		F-71	Screw 2.38 x 8	1	009630-8-12		
F-50-2	Main Feed Bar	1		F-72	Wick 8 x 8 90	1	147362-0-00		
F-50-3	Feed Lifting Slide Block	1		F-73	Ratchet	1	155179-0-01		
F-51	Feed Bar Guide Block	1	146547-0-00	F-74	Screw 4.37	2	014680-6-22		
F-52-1	Set Collar	1		F-75	Balance Weight	1	155180-0-01		
F-52-2	Screw 6.35	2	101706-0-01	F-76	Screw 4.37	2	105176-0-01		

## F. Feed Mechanism (3)



Ref. No	Name of Parts	Q'ty	Parts No.	Assembly No.	Ref. No	Name of Parts	Q'ty	Parts No.	Assembly No.
F-80	Differential Feed Dog	1	146748-0-01		F-86	Differential Feed Dog (Ruffling)	1	146751-0-01	
F-81	Main Feed Dog	1	146744-0-01		F-87	Main Feed Dog (Ruffling)	1	146746-0-01	
F-82	Chain Feed Dog	1	146577-0-01		F-88	Main Feed Dog (Ruffling W/piping)	1	147828-0-01	
F-83	Differential Feed Dog (Bulky)	1	146750-0-01		F-89	Chain Feed Dog (Ruffling W/piping)	1	147832-0-01	
F-84	Main Feed Dog (Bulky)	1	146745-0-01		F-90	Differential Feed Dog (Bulky)	1	148402-0-01	
F-85	Chain Feed Dog (Bulky, Ruffling)	1	146578-0-01		F-91	Main Feed Dog (Bulky)	1	148401-0-01	

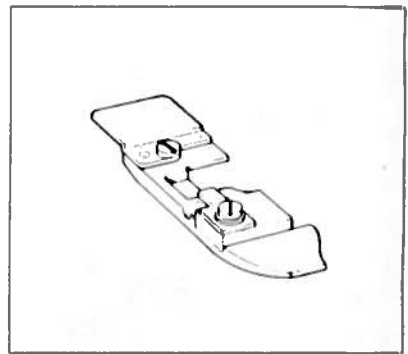
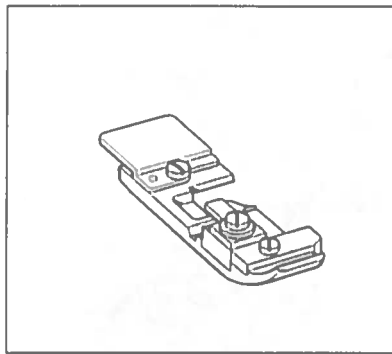
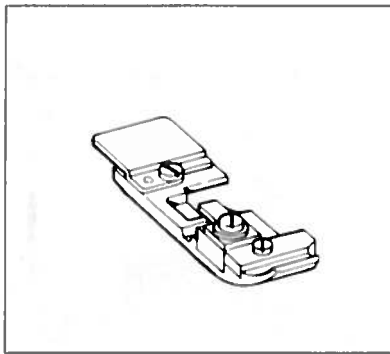
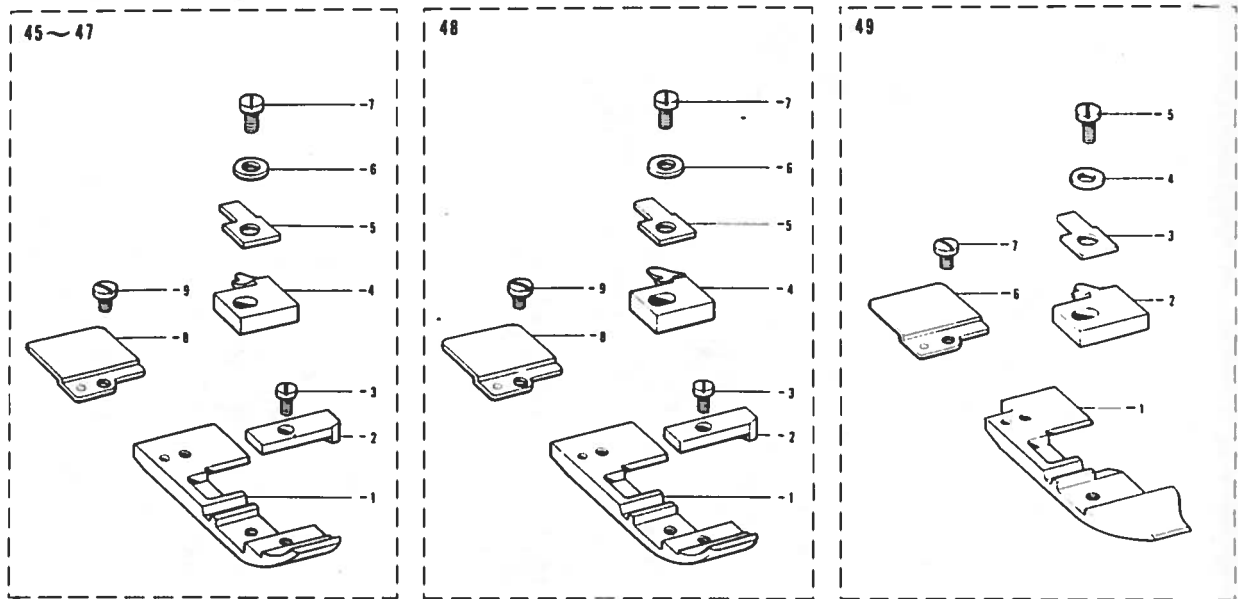
# G. Presser Foot Mechanism (1)



Ref. No.	Name of Parts	Q'ty	Parts No.	Assembly No.	Ref. No.	Name of Parts	Q'ty	Parts No.	Assembly No.
G-1	Presser Bar Lifter	1	147759-0-01		G-22	Presser Arm Shaft	1	154959-0-01	
G-2	Presser Bar Lifter Pin	1	144084-0-01		G-23	Bushing (Left)	1	154958-0-00	
G-3	Stop Ring	1	048020-3-42		G-24-1	Set Collar	1		G-24 Collar Assembly 181960-0-01
G-4	Washer	1	144083-0-01		G-24-2	Screw 6.35	2	101706-0-01	
G-5	Presser Bar Lifter Shaft	1	154952-0-01		G-25	Presser Foot Lifter Link	1	154955-0-01	
G-6	Bushing	1	154954-0-01		G-26	Presser Foot Lifter Inside Lever	1	154956-0-01	
G-7	Spring	1	154953-0-01		G-27	Pin	1	110793-0-01	
G-8	Screw	1	154946-0-01		G-28	Bolt 6.35 x 16	1	149170-0-01	
G-9	Screw 3.18	1	146427-0-01		G-29	Washer	1	154957-0-01	
G-10	Spring Presser	1	154951-0-01		G-30	Bushing (Right)	1	140262-0-00	
G-11	Spring	1	154950-0-01		G-31	Adjuster Plate	1	146522-0-01	
G-12-1	Presser Bar	1		G-12 Presser Bar Assembly 154947-0-01	G-32	Nut	2	110161-0-06	
G-12-2	Pin	1			G-33	Screw 4.76	2	151481-0-01	
G-13	Trimmin. Knife	1	148259-0-01		G-34	Screw 4.17 x 7	2	009680-7-12	
G-14	Screw 3.18	2	141542-0-01		G-35	Spring	1	143325-0-01	
G-15	Presser Arm Stopper	1	144088-0-01		G-36	Presser Foot Lifter Lever	1	143321-1-03	
G-16	Screw 4.76	1	107231-0-02		G-37	Stud Screw 7.94	1	148172-0-01	
G-17	Main Presser Arm	1	154960-0-01		G-38	Sub Presser Foot	1	154964-0-01	
G-18	Pin for Presser Arm Shaft	1	154962-0-01		G-39	Screw 3.17 x 8	1	154965-0-01	
G-19	Presser Arm Supporter	1	154961-0-01		G-40	Adjustin. Screw	1	154966-0-01	
G-20	Screw 4.37	1	153675-0-01		G-41	Nut	1	021670-2-02	
G-21	Screw 4.37	2	154875-0-01						

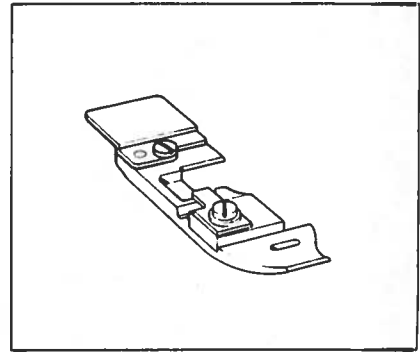
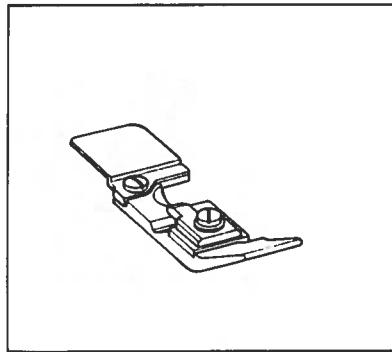
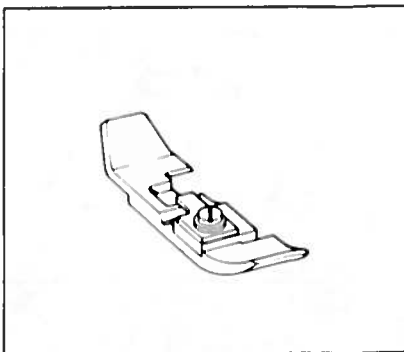
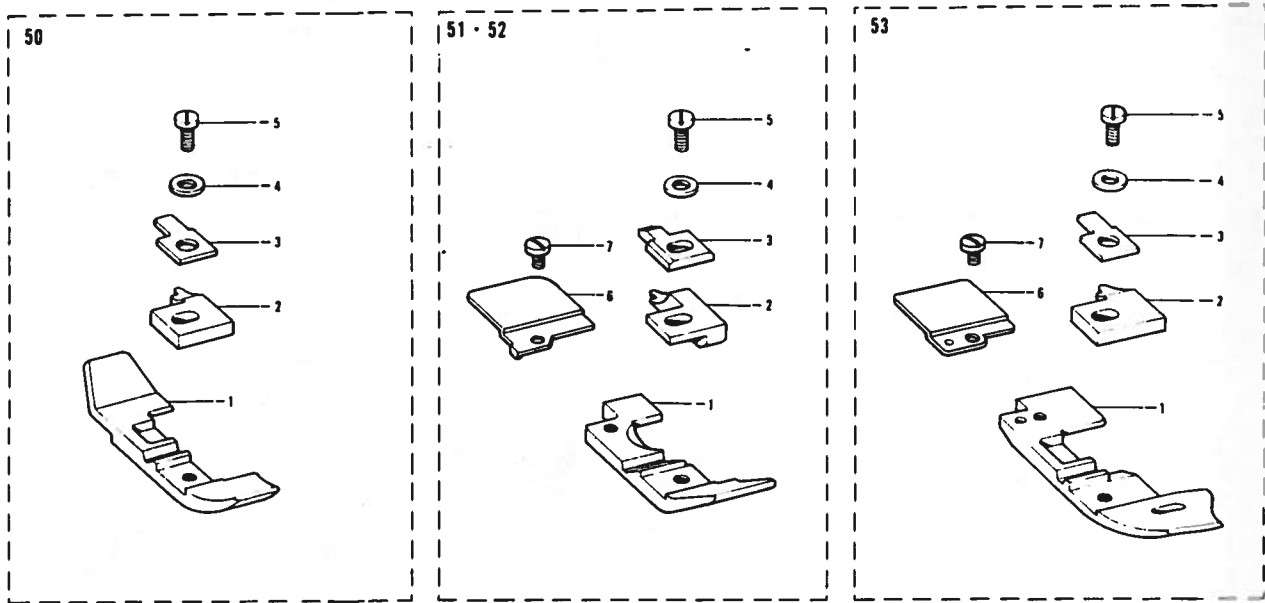


# G. Presser Foot Mechanism (2)



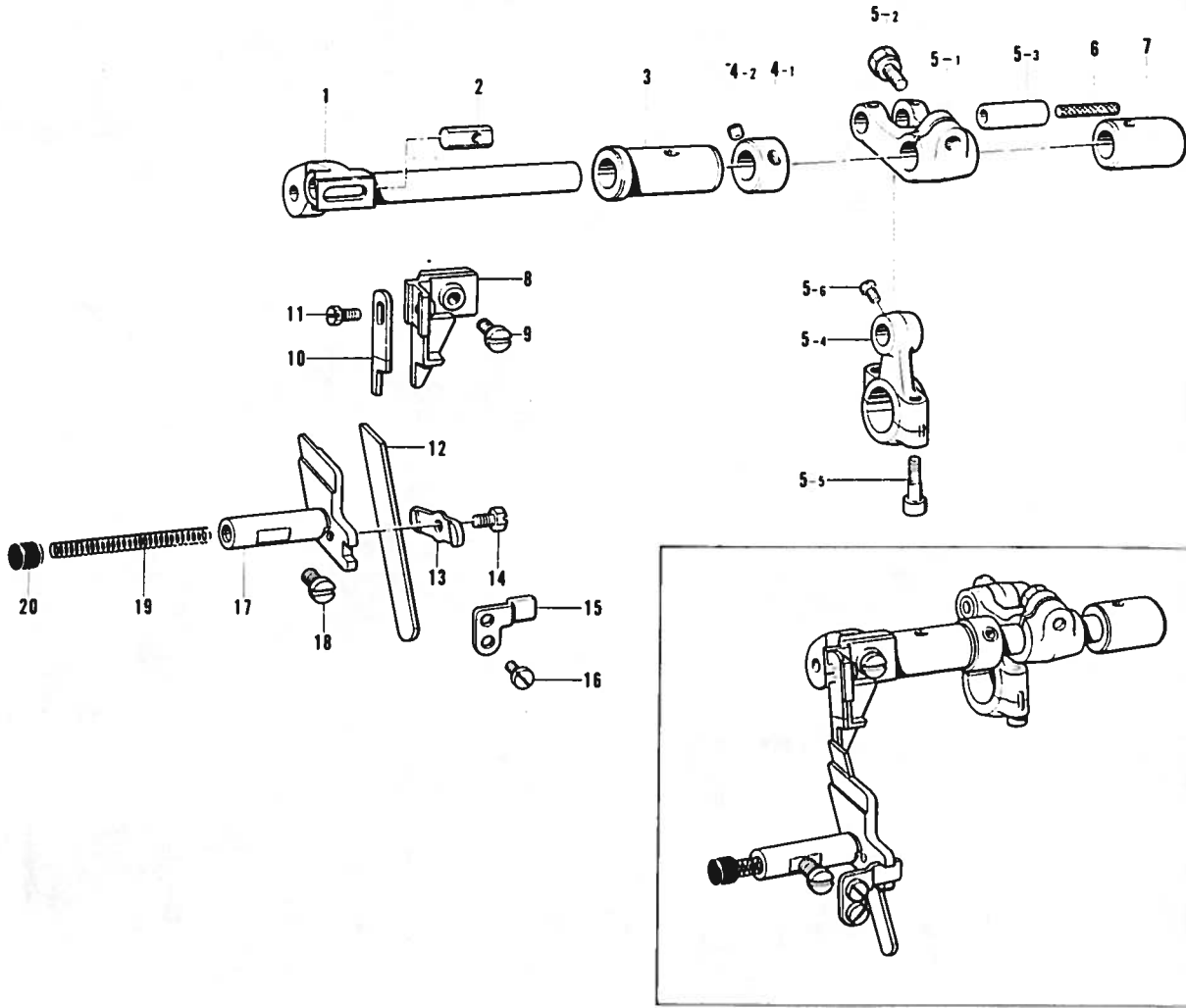
Ref. No.	Name of Parts	Q'ty	Parts No.	Assembly No.	Ref. No.	Name of Parts	Q'ty	Parts No.	Assembly No.
G-45-1	Presser Foot	1		G-45 Presser Foot Assembly 154968-0-01	G-47-5	Presser Foot Hinge Spring	1	146887-0-01	G-47 Presser Foot Assembly 154976-0-01 (Curling)
G-45-2	Presser Foot (Front)	1	146888-0-01		G-47-6	Washer	1	025030-1-32	
G-45-3	Screw 2.38 x 3.5	1	009639-3-12		G-47-7	Set Screw 3.18	1	100080-0-04	
G-45-4	Presser Foot Stitch Tongue	1	146886-0-01		G-47-8	Presser Foot (Rear)	1	154969-0-01	G-48 Presser Foot Assembly 154979-0-01
G-45-5	Presser Foot Hinge Spring	1	146887-0-01		G-47-9	Screw 2.38	1	105288-0-01	
G-45-6	Washer	1	025030-1-32		G-48-1	Presser Foot	1		
G-45-7	Set Screw 3.18	1	100080-0-04		G-48-2	Presser Foot (Front)	1	146888-0-01	
G-45-8	Presser Foot (Rear)	1	154969-0-01		G-48-3	Screw 2.38 x 3.5	1	009639-3-12	
G-45-9	Screw 2.38	1	105288-0-01		G-48-4	Stitch Tongue	1	149524-0-01	
G-46-1	Presser Foot	1		G-48-5	Presser Foot Hinge Spring	1	146887-0-01		
G-46-2	Presser Foot (Front)	1	146888-0-01	G-48-6	Washer	1	025030-1-32		
G-46-3	Screw 2.38 x 3.5	1	009639-3-12	G-48-7	Set Screw 3.18	1	100080-0-04		
G-46-4	Presser Foot Stitch Tongue	1	146886-0-01	G-48-8	Presser Foot (Rear)	1	154969-0-01		
G-46-5	Presser Foot Hinge Spring	1	146887-0-01	G-48-9	Screw 2.38	1	105288-0-01		
G-46-6	Washer	1	025030-1-32	G-49-1	Presser Foot	1			
G-46-7	Set Screw 3.18	1	100080-0-04	G-49-2	Presser Foot Stitch Tongue	1	146900-0-01		
G-46-8	Presser Foot (Rear)	1	154969-0-01	G-49-3	Presser Foot Hinge Spring	1	146887-0-01		
G-46-9	Screw 2.38	1	105288-0-01	G-49-4	Washer	1	025030-1-32		
G-47-1	Presser Foot	1		G-49-5	Set Screw 3.18	1	100080-0-04		
G-47-2	Presser Foot (Front)	1	146888-0-01	G-49-6	Presser Foot (Rear)	1	154969-0-01		
G-47-3	Screw 2.38 x 3.5	1	009639-3-12	G-49-7	Screw 2.38	1	105288-0-01		
G-47-4	Presser Foot Stitch Tongue	1	146886-0-01					G-49 Presser Foot Assembly 154974-0-01 (Bulky)	

# G. Presser Foot Mechanism (3)



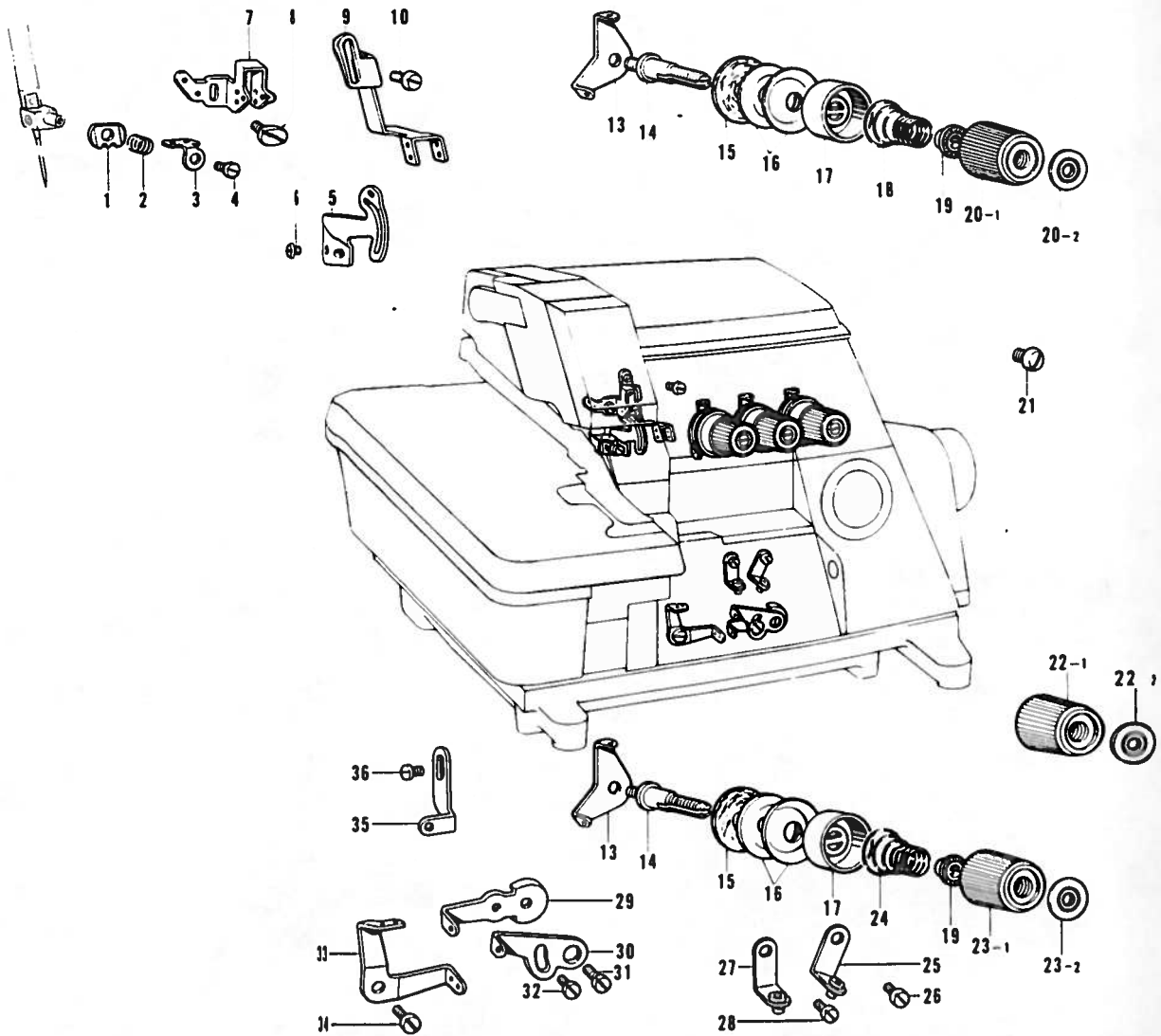
Ref. No.	Name of Parts	Q'ty	Parts No.	Assembly No.	Ref. No.	Name of Parts	Q'ty	Parts No.	Assembly No.
G-50-1	Presser Foot	1		G-50 Presser Foot Assembly Foot 146890-0-01 (Blind Stitch Hemming)	G-52-3	Presser Foot Plate	1	144091-0-01	G-52 Presser Foot Assembly 154975-0-01 (Ruffling W/piping)
G-50-2	Presser Foot Stitch Tongue	1	146892-0-01		G-52-4	Washer	1	025030-1-32	
G-50-3	Presser Foot Hinge Spring	1	146887-0-01		G-52-5	Set Screw 3.18	1	100080-0-04	
G-50-4	Washer	1	025030-1-32		G-52-6	Presser Foot (Rear)	1	154972-0-01	
G-50-5	Set Screw 3.18	1	100080-0-04		G-52-7	Screw 2.38	1	105288-0-01	
G-51-1	Presser Foot	1		G-51 Presser Foot Assembly 154971-0-01 (Ruffling)	G-53-1	Presser Foot	1		G-53 Presser Foot Assembly 154973-0-01 (Taping)
G-51-2	Presser Foot Stitch Tongue (L)	1	144813-0-01		G-53-2	Presser Foot Stitch Tongue	1	146897-0-01	
G-51-3	Presser Foot Plate	1	144091-0-01		G-53-3	Presser Foot Hinge Spring	1	146887-0-01	
G-51-4	Washer	1	025030-1-32		G-53-4	Washer	1	025030-1-32	
G-51-5	Set Screw 3.18	1	100080-0-04		G-53-5	Set Screw 3.18	1	100080-0-04	
G-51-6	Presser Foot (Rear)	1	154972-0-01	G-53-6	Presser Foot (Rear)	1	154969-0-01		
G-51-7	Screw 2.38	1	105288-0-01	G-53-7	Screw 2.38	1	105288-0-01		
G-52-1	Presser Foot	1		H-52 154975-0-01 (Ruffling W/piping)					
G-52-2	Presser Foot Stitch Tongue (L)	1	144813-0-01						

# H. Knives Mechanism



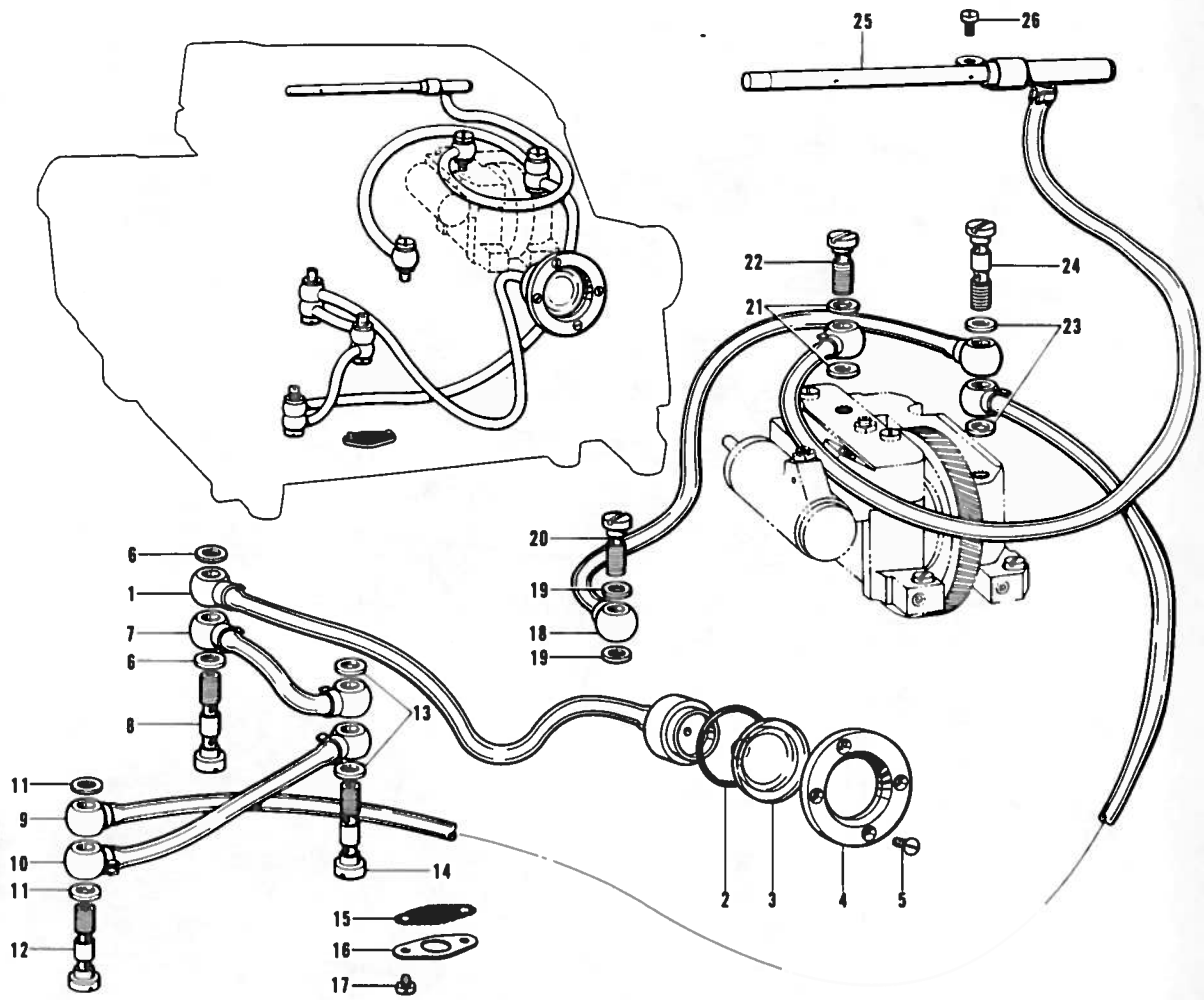
Ref. No.	Name of Parts	Q'ty	Parts No.	Assembly No.	Ref. No.	Name of Parts	Q'ty	Parts No.	Assembly No.
H-1	Upper Knife Driving	1	155185-0-01		H-8	Upper Knife Holder	1	155187-0-01	
H-2	Nut	1	148281-0-01		H-9	Screw 4 J7	1	107407-0-03	
H-3	Bushing (Left)	1	155186-0-00		H-10	Upper Knife	1	144074-0-00	
H-4-1	Set Collar	1		H-4 Collar Assembly 155863-0-01	H-11	Bolt 1 57	1	144075-0-01	
H-4-2	Screw 5.95	2	152718-0-01		H-12	Lower Knife	1	155193-0-01	
H-5-1	Upper Knife Driving Lever	1		*H-5 Upper Knife Driving Rod Assembly 155181-0-01	H-13	Lower Knife Presser Plate	1	155194-0-01	
H-5-2	Bolt 6.35 x 16	1	149170-0-01		H-14	Bolt 4 J7	1	117516-0-01	
H-5-3	Pin	1			H-15	Lower Knife Holder Guide	1	155195-0-01	
H-5-4	Upper Knife Driving Rod	1			H-16	Screw 1 57 x 6	2	009670-6-12	
H-5-5	Screw 4.37 x 14	2	148425-0-01		H-17	Lower Knife Holder	1	155191-0-01	
H-5-6	Screw 4.37	1	100366-0-01		H-18	Screw 6 15	1	102627-0-01	
H-6	Wick 8 x 8 (44)	1	140317-0-00		H-19	Spring	1	146584-0-01	
H-7	Bushing (Right)	1	144117-0-00		H-20	Oil Cap	1	154021-0-01	

# J. Threading



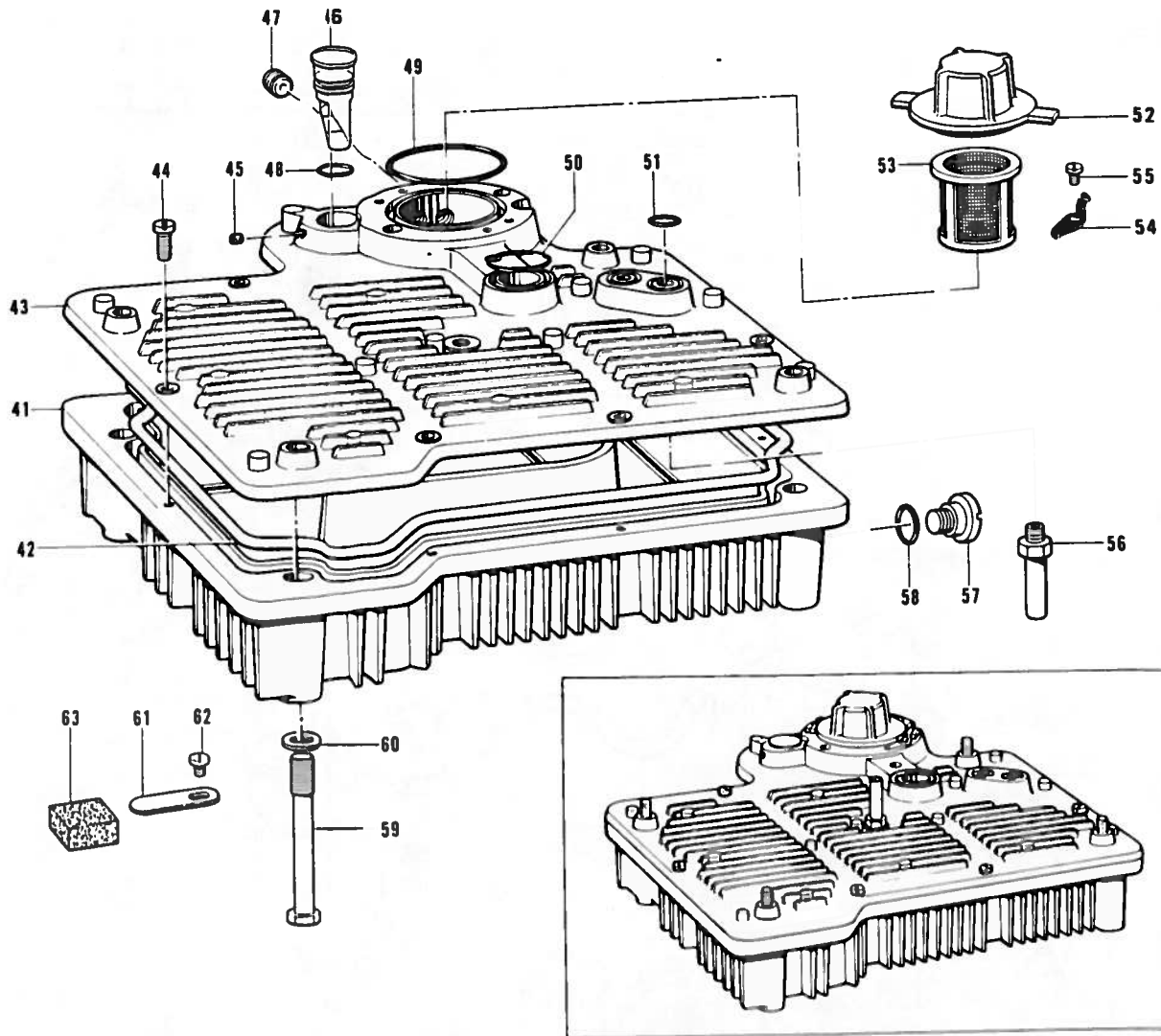
Ref. No.	Name of Parts	Q'ty	Parts No.	Assembly No.	Ref. No.	Name of Parts	Q'ty	Parts No.	Assen
J-1	Needle Thread Guard (A)	1	155308-0-01		J-22-1	Thread Tension Adjusting Nut	1	149566-0-02	J 22 Th
J-2	Needle Thread Guard Spring	1	155310-0-01		J-22-2	Tension Indicating Plate	1	155697-0-02	Tension
J-3	Needle Thread Guard (C)	1	155307-0-01		J-23-1	Thread Tension Adjusting Nut	1	149566-0-02	ing Nut
J-4	Screw 2 3/8	1	105288-0-01		J-23-2	Tension Indicating Plate	1	155697-0-04	15 696
J-5	Needle Thread Take-up	1	155306-0-01		J-24	Spring	2	144110-0-01	J 23 T
J-6	Screw 3/75 x 6	2	001670-6-12		J-25	Under Looper Thread Guide	1	146926-0-02	ension
J-7	Needle Thread Guide (A)	1	155305-0-01		J-26	Screw	1	009670-6-12	ing Nut
J-8	Screw 3.57 x 6	1	001670-6-12		J-27	Thread Guide	1	146926-0-03	15569
J-9	Needle Thread Guide (B)	1	155304-0-01		J-28	Screw 3.57 x 6	1	009670-6-12	
J-10	Screw 3.57 x 6	2	009670-6-12		J-29	Under Looper Thread Take up	1	155311-0-01	
J-13	Needle Thread Guide Plate	3	110813-0-01		J-30	Over Looper Thread Take up	1	155312-0-01	
J-14	Looper Thread Tension Control Stud	3	110820-0-01		J-31	Screw	1	009670-6-12	
J-15	Felt	3	110832-0-01		J-32	Screw	1	009670-4-12	
J-16	Tension Disc	6	145446-0-01		J-33	Looper Thread Take up (L)	1	146654-0-01	
J-17	Tension Disc Washer	1	144103-0-03		J-34	Screw	1	009670-6-12	
J-18	Spring	1	144104-0-01		J-35	Over Looper Thread Guide	1	155113-0-01	
J-19	Tension Spring Washer	1	144105-0-00		J-36	Screw	1	009670-6-12	
J-20-1	Thread Tension Adjusting Nut	1	149566-0-02	J-20 Thread Tension Adjusting Nut Assembly 155696-0-03					
J-20-2	Tension Indicating Plate	1	155697-0-03						
J-21	Screw 4 3/7 x 5	1	001680-5-12						

# K. Lubrication (1)



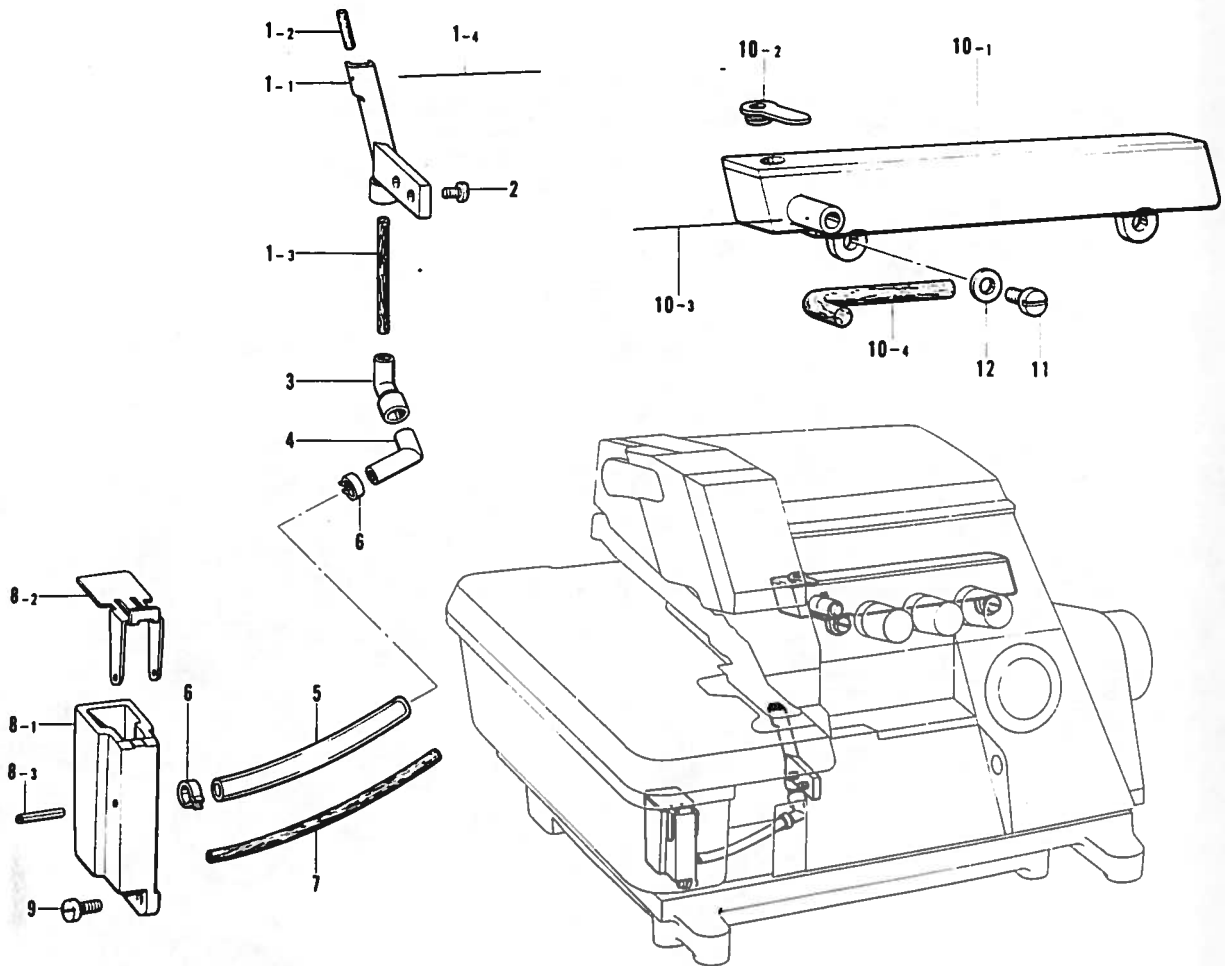
Ref. No.	Name of Parts	Q'ty	Parts No.	Assembly No.	Ref. No.	Name of Parts	Q'ty	Parts No.	Assembly No.
K-1	Pilot-Light Gauge	1	155286-0-01		K-14	Oil Feeding Pipe	1	112364-0-01	
K-2	"O" Ring	1	081022-0-70		K-15	Oil Filter	1	155294-0-00	
K-3	Pilot-Light Lens	1	155290-0-00		K-16	Oil Filter Flange	1	155295-0-01	
K-4	Lens Presser Plate	1	155291-0-01		K-17	Screw 3.57 x 5	2	009670-5-12	
K-5	Screw 3.57	4	102538-0-02		K-18	Tube Assembly	1	155292-0-01	
K-6	Packing	2	112348-0-01		K-19	Packing	2	112348-0-01	
K-7	Vinyl Tube	1	155284-0-01		K-20	Oil Feeding Pipe	1	112359-0-01	
K-8	Oil Feeding Pipe	1	112364-0-01		K-21	Packing	2	112348-0-01	
K-9	Vinyl Tube	1	156469-0-01		K-22	Oil Feeding Pipe	1	112359-0-01	
K-10	Vinyl Tube	1	155282-0-01		K-23	Packing	2	112348-0-01	
K-11	Packing	2	112348-0-01		K-24	Oil Feeding Pipe	1	112364-0-01	
K-12	Oil Feeding Pipe	1	112364-0-01		K-25	Main Oil Pipe	1	156460-0-01	
K-13	Packing	2	112348-0-01		K-26	Screw 3.57 x 6	1	009670-6-12	

## K. Lubrication (2)



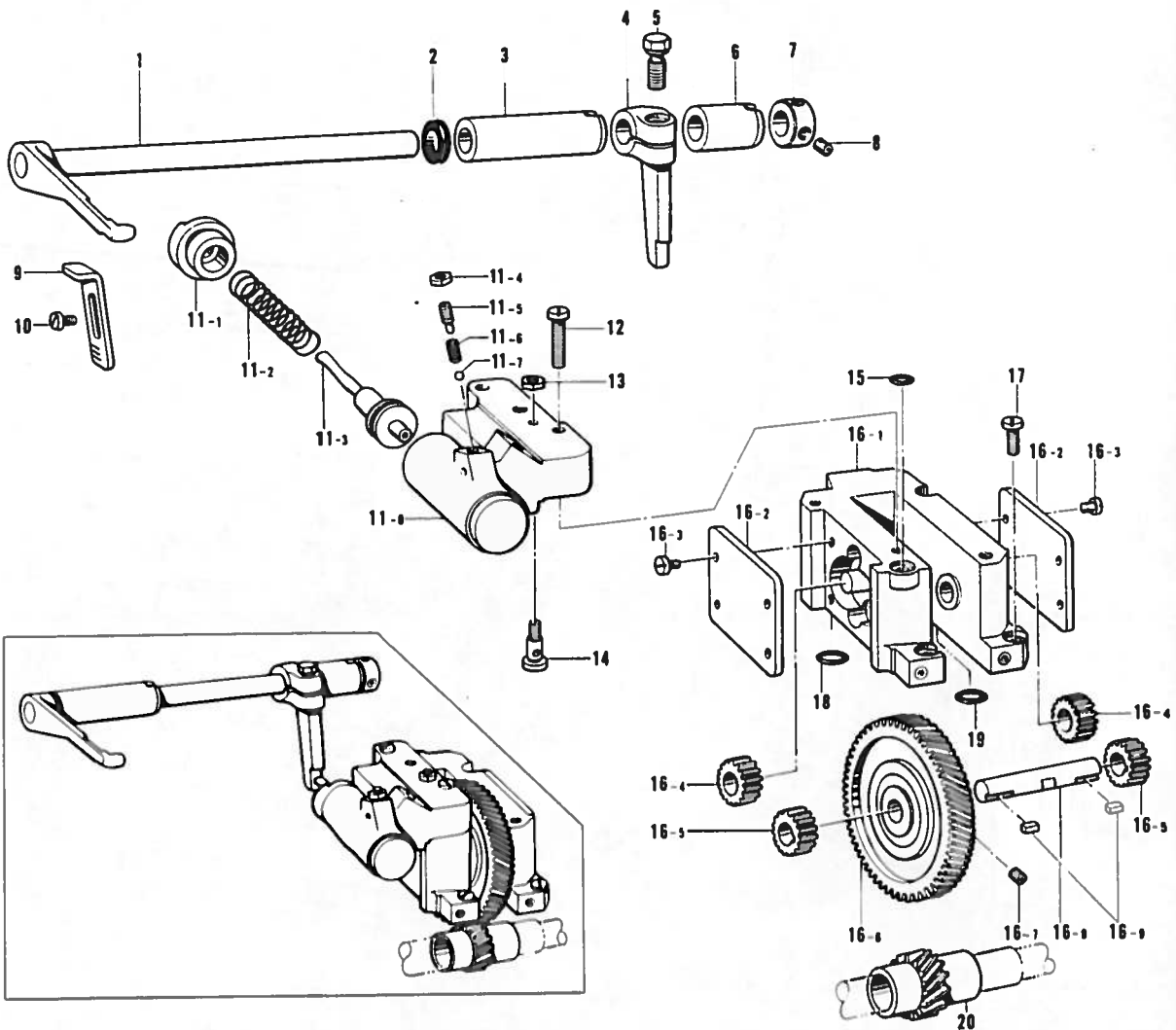
Ref. No.	Name of Parts	Qty	Parts No.	Assembly No.	Ref. No.	Name of Parts	Qty	Parts No.	Assembly No.
K-41	Oil Tank	1	155296 0 0 0		K-53	Oil Filter	1	155299 0 0 0	
K-42	Packin	1	155297 0 0 0		K-54	Spring	2	144874 0 0 1	
K-43	Oil Tank Cover	1	155298 0 0 0		K-55	Screw 3.57 x 6	2	009670 6 1 2	
K-44	Screw 4.37 x 12	7	009681 2 1		K-56	Pipe	1	155302 0 0 1	
K-45	Screw 7.94	2	014821 0 2 2		K-57	Stud Screw 9.52	1	110641 0 0 1	
K-46	Oil Gauge	1	155301 0 0 1		K-58	Packing	1	109203 0 0 1	
K-47	Screw 3.57	1	148294 0 0 1		K-59	Bolt 6 x 65	4	155303 0 0 1	
K-48	"O" Ring	1	081016 0 7 0		K-60	Washer	4	118735 0 0 2	
K-49	"O" Ring	1	081044 0 7 0		K-61	Plate Spring	2	152936 0 0 1	
K-50	"O" Ring	1	081022 0 7 0		K-62	Screw 3.57 x 6	2	009670 6 1 2	
K-51	"O" Ring	2	010111 0 7 1		K-63	Magnet	2	112525 0 0 0	
K-52	Oil Tank Cap	1	155300 0 0 0						

# L. Needle Cooler



Ref. No.	Name of Parts	Q'ty	Parts No.	Assembly No.	Ref. No.	Name of Parts	Q'ty	Parts No.	Assembly No.	
L- 1-1	Felt Supporter	1	154931-0-00	L-1 Felt Holder Assembly 154930-0-01	L- 8-1	Needle Cooler Tank	1		L-8 Needle Cooler Assembly 154943-0-01	
L- 1-2	Felt (S)	1	146740-0-00		L- 8-2	Needle Cooler Tank Cover	1	154945-0-01		
L- 1-3	Felt	1	154932-0-00		L- 8-3	Pin	1	047201-6-40		
L- 1-4	Steel Wire	1	147738-0-00		L- 9	Screw 3.57 x 10	2	009671-0-12		
L- 2	Screw 3.57	2	100257-0-10		L-10-1	Needle Thread Cooler Tank	1			L-10 Needle Thread Cooler Assembly 154924-0-01
L- 3	Pipe Joint (A)	1	154939-0-00		L-10-2	Needle Thread Cooler Tank Cover	1	154928-0-00		
L- 4	Pipe Joint (B)	1	154940-0-00		L-10-3	Steel Wire	1	147738-0-00		
L- 5	Vinyl Tube	1	154942-0-00	L-10-4	Felt	1	154929-0-00			
L- 6	Stop Ring	2	147942-0-01	L-11	Screw 4.37 x 7	2	009680-7-12			
L- 7	Felt	1	154941-0-00	L-12	Washer	2	110735-0-02			

# M. Auto Presser Mechanism

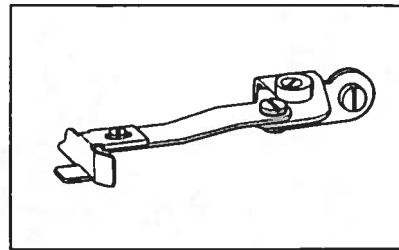
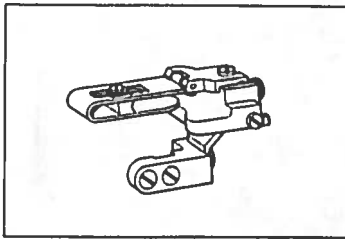
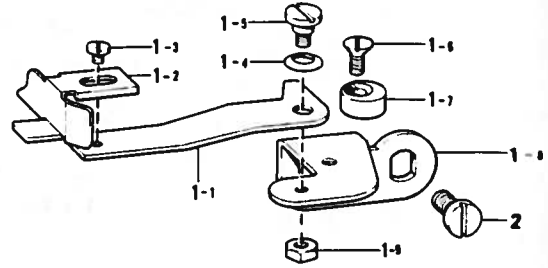
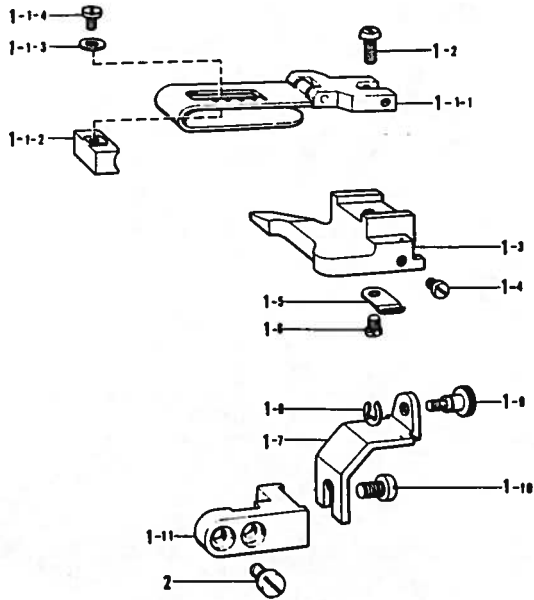


Ref. No.	Name of Parts	Q'ty	Parts No.	Assembly No.	Ref. No.	Name of Parts	Q'ty	Parts No.	Assembly No.
M-1	Auto Presser Arm	1	155223-0-01		M-12	Screw 4.37 x 18	2	009681-8-12	
M-2	Seal	1	155339-0-00		M-13	Nut	1	021670-2-02	
M-3	Bushing (L)	1	155219-0-00		M-14	Oil Adjuster	1	156439-0-01	
M-4	Auto Presser Lever	1	155222-0-01		M-15	"O" Ring	1	081006-0-70	
M-5	Bolt 6.35 x 16	1	149170-0-01		M-16-1	Pump Case	1		
M-6	Bushing (R)	1	155220-0-00		M-16-2	Pump Cover	2	156430-0-01	
M-7	Set Collar	1	110197-0-01		M-16-3	Screw 3.57 x 6	8	009670-6-12	
M-8	Screw 4.37	2	014680-4-22		M-16-4	Pump Gear F	2	156425-0-00	
M-9	Auto Presser Arm Stopper	1	155224-0-01		M-16-5	Pump Gear D	2	156426-0-00	M-16 Pump Assembly 156420-0-01
M-10	Screw 3.57 x 6	2	001670-6-12		M-16-6	Gear I	1	156428-0-00	
M-11-1	Auto Presser Cylinder Cover B	1	156438-0-00		M-16-7	Screw 4.37	2	014680-6-22	
M-11-2	Spring	1	155218-0-01		M-16-8	Gear I. Ballt	1	156427-0-01	
M-11-3	Piston	1	155217-0-01	M-11 Auto Presser Cylinder Assembly 156436-0-01	M-16-9	Key	2	156429-0-01	
M-11-4	Nut	1	021670-2-02		M-17	Screw 4.37 x 12	4	009681-2-12	
M-11-5	Adjusting Screw	1	156183-0-01		M-18	"O" Ring	2	081008-0-70	
M-11-6	Spring	1	120833-0-01		M-19	"O" Ring	2	081008-0-70	
M-11-7	Steel Ball	1	071023-8-50		M-20	Gear B	1	156432-0-01	
M-11-8	Auto Presser Cylinder Body	1							



## N. Blind Stitch Hemming

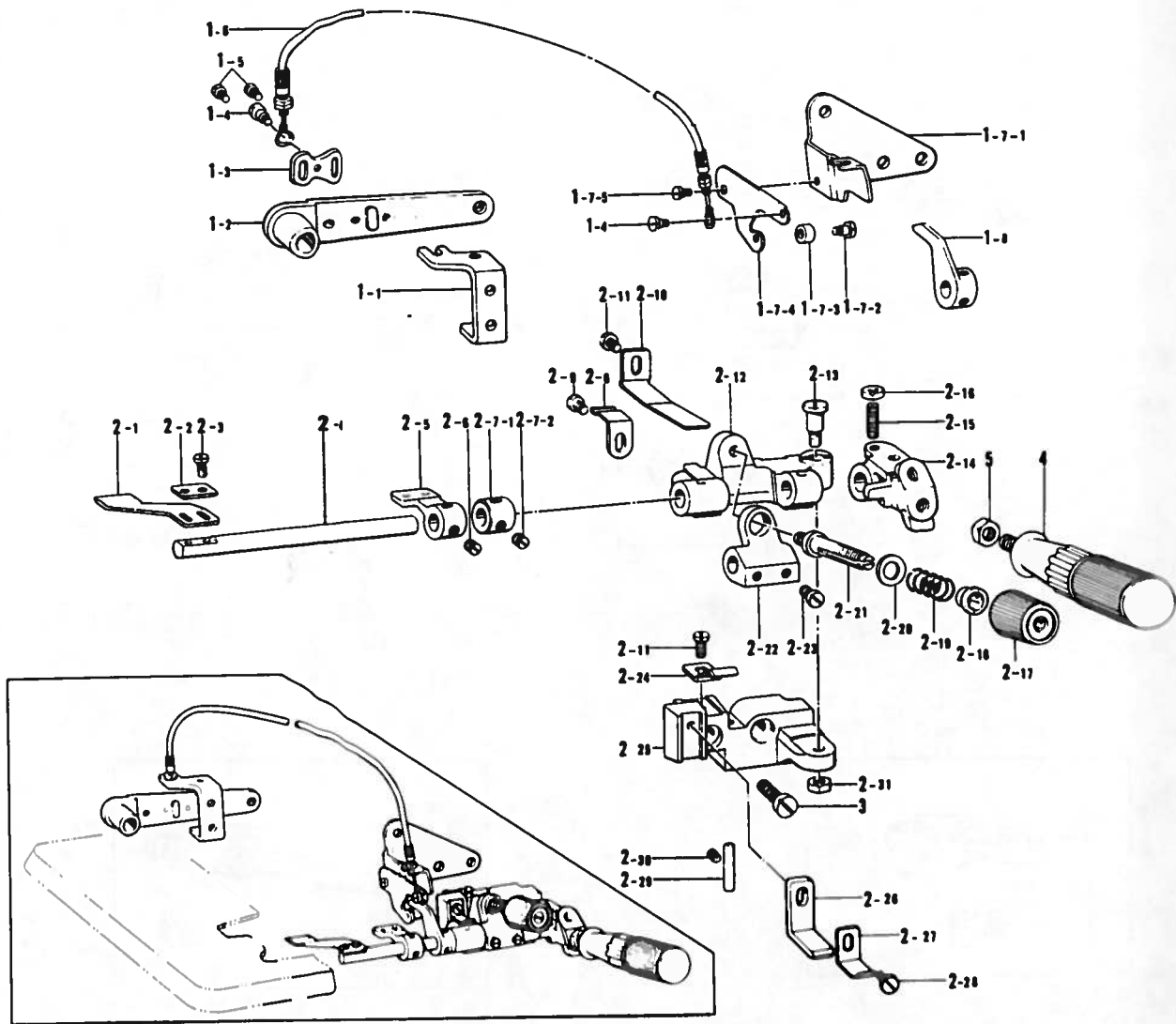
## P. Serging



Ref. No.	Name of Parts	Q'ty	Parts No.	Assembly No.
N-1- 1-1	Blind Hemming Ruler A	1		N-1-1 Blind Hemming Ruler A Assembly 151173-0-01
N-1- 1-2	Blind Hemming Ruler Adjuster	1	130339-0-01	
N-1- 1-3	Washer	1	025030-2-32	
N-1- 1-4	Screw 3.18 x 4	1	009660-4-12	
N-1- 2	Screw 3.57 x 6	1	001670-6-14	
N-1- 3	Blind Hemming Ruler B	1		
N-1- 4	Screw 3.57	1	111443-0-01	
N-1- 5	Flat Spring	1	147713-0-01	
N-1- 6	Screw	1	009679-3-12	
N-1- 7	Blind Hemming Ruler Fitting Holder	1	147712-0-01	
N-1- 8	Stop Ring	1	048010-3-42	
N-1- 9	Adjusting Screw	1	146759-0-01	N-1 Blind Hemming Ruler Assembly 147710-0-01
N-1-10	Adjusting Screw	1	009680-7-12	
N-1-11	Supporter for Blind Hemming Ruler Fitting	1	146760-0-01	
N-2	Screw 3.57 x 6	2	009670-6-12	

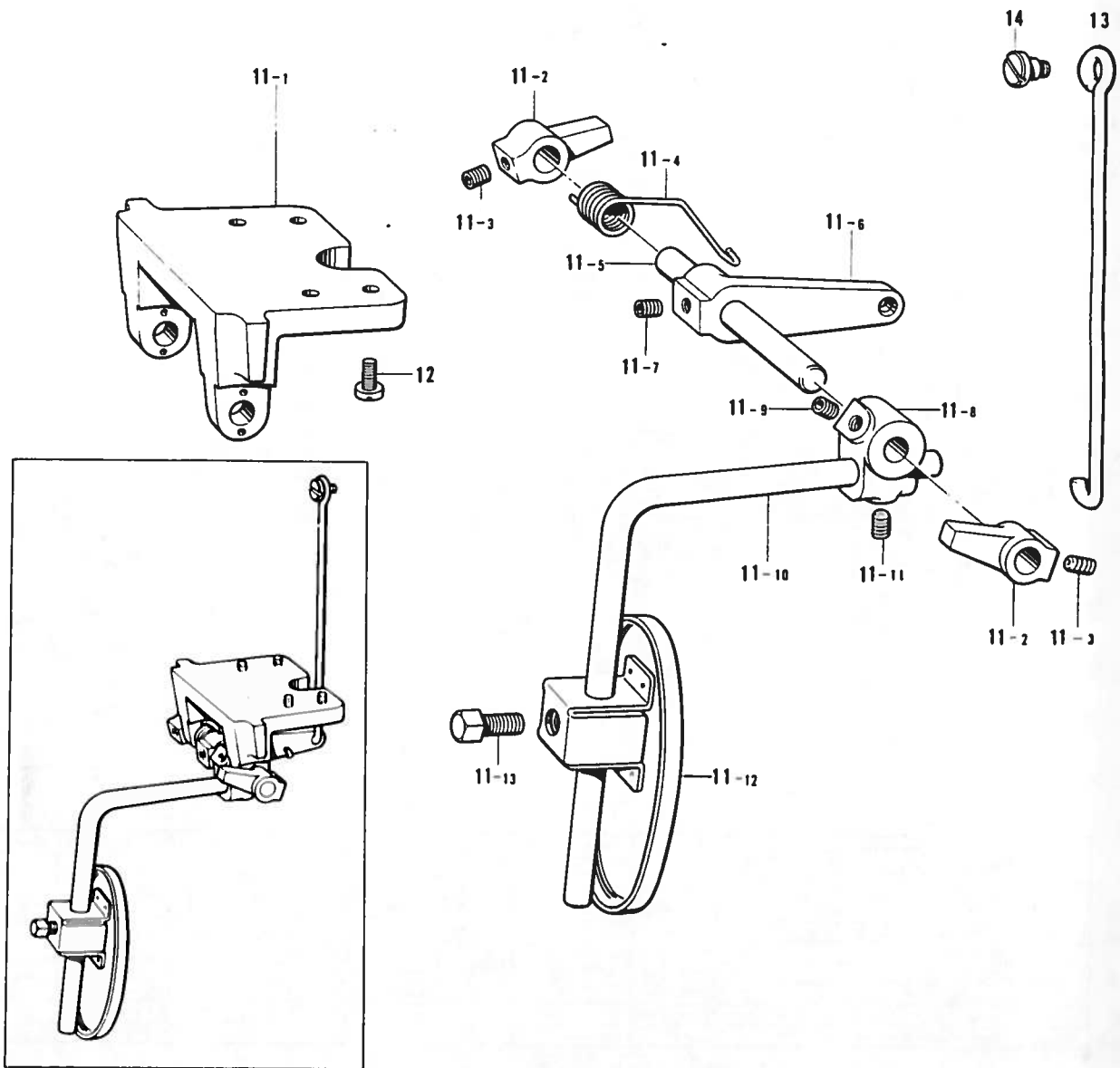
Ref. No.	Name of Parts	Q'ty	Parts No.	Assembly No.
P-1-1	Edge Guide Set Plate	1	146596-0-01	P-1 Edge Guide Assembly 146761-0-01
P-1-2	Edge Guide	1	146762-0-01	
P-1-3	Screw 3.57 x 3.5	1	009679-3-12	
P-1-4	Spring Washer	1	146598-0-01	
P-1-5	Stud Screw	1	146597-1-01	
P-1-6	Screw 4.76 x 8	1	003710-8-12	
P-1-7	Presser Arm Stopper	1	144088-0-01	
P-1-8	Edge Guide Supporter	1	146599-0-01	
P-1-9	Nut	1	021680-2-02	
P-2	Screw	2	110201-0-01	

# Q. Ruffler interlocking Parts Assembly and Ruffling Attachment Assembly (1)



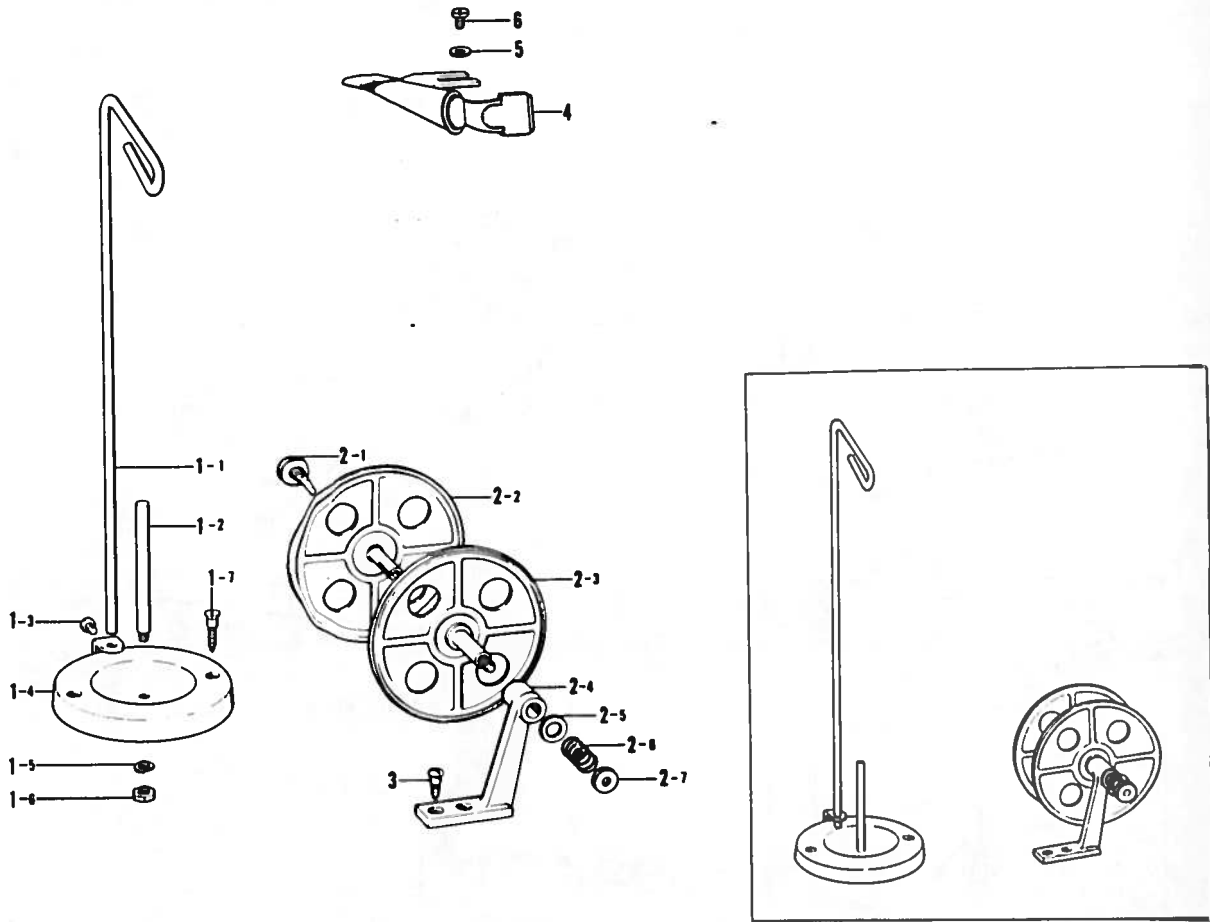
Ref. No.	Name of Parts	Qty	Parts No.	Assembly No.	Ref. No.	Name of Parts	Qty	Parts No.	Assembly No.
Q-1-1	Lever Adjuster Plate	1	147454-0-01	Q-1 Ruffler Interlocking Parts Assembly 155547-0-02	Q-2-11	Screw 4 37 x 6	2	009680 6 12	Q-2 Ruffling Attachment Assembly 146587-1-02
Q-1-2	Presser Foot Lifter Lever	1	148369-1-01		Q-2-12	Bracket for Ruffling Blade	1	146588 0 01	
Q-1-3	Wire Plate	1	147672-0-01		Q-2-13	Stud Screw 5 95	1	147933 0 01	
Q-1-4	Screw	2	141514-0-01		Q-2-14	Handle Fixin Plate	1	145810 0 01	
Q-1-5	Screw 3 57 x 6	2	009670-6-12		Q-2-15	Screw 4 37	1	110230-0-01	
Q-1-6	Flexible Wire Assembly	1	148391-0-01		Q-2-16	Nut 4 17	1	105214 0 03	
Q-1-7-1	Presser Foot Lifter Lever Support	1	155330-0-01		Q-2-17	Thread Tension Adjusting Nut	1	149566-0-02	
Q-1-7-2	Stud Screw 3 18	1	112301-0-01		Q-2-18	Tension Spring Washer	1	144105 0-00	
Q-1-7-3	Roller	1	148390-0-01		Q-2-19	S ring	1	144788 0-01	
Q-1-7-4	Ruffling Plate Lifter Lever	1	148388-0-01		Q-2-20	Washer	1	025770 2 32	
Q-1-7-5	Screw	1	141514-0-01	Q-2-21	Lock Thread Tension Control Stud	1	110820 0 01		
Q-1-8	Ruffling Plate Lifter	1	148387-0-01	Q-2-22	Spring Base	1	146590 0 01		
Q-2-1	Ruffling Blade	1	144783-0-01	Q-2-23	Screw 5 95	2	105163-0-01		
Q-2-2	Washer	1	144784-0-01	Q-2-24	Spring Plate	1	145808 0 01		
Q-2-3	Screw 3 18 x 7	2	009660 7 12	Q-2-25	Ruffling Base	1			
Q-2-4	Ruffling Blade Base Shaft	1	145803-0-01	Q-2-26	Ruffling Blade Guide Plate	1	154795 0 01		
Q-2-5	Wrapper Base	1	146589-0-01	Q-2-27	Ruffling Blade Guide	1	145807 0 01		
Q-2-6	Screw 6 35	2	101706-0-01	Q-2-28	Screw 4 17 x 8	1	009680 8 12		
Q-2-7-1	Set Collar	1		Q-2-29	Thread Guide Plate	1	146592 0-01		
Q-2-7-2	Screw 6 35	2	101706-0-01	Q-2-30	Screw 1 57	1	013679-4 12		
Q-2-8	Spring	1	144764-0-01	Q-2-31	Nut	1	150351 0 02		
Q-2-9	Screw 3 57 x 5	1	001670-5-12	Q-3	Screw 6 35 x 18	2	009781 8 12		
Q-2-10	Spring Plate	1	145811-0-01	Q-4	Handle	1	145809-0-01		
				Q-5	Nut 6 35	1	150356 0 01		

# Q. Differential Adjuster Assembly (2)



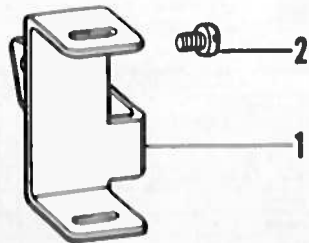
Ref No	Name of Parts	Qty	Parts No.	Assembly No.	Ref No	Name of Parts	Qty	Parts No.	Assembly No.
Q 11 1	Knee Lifter Shaft Bracket	1	155197-0-01	Q-11 Knee Lifter Shaft Bracket Assembly 155196-0-01	Q 11 9	Screw 6.35	1	014780-6-22	Q 11 Knee Lifter Shaft Bracket Assembly 155196-0-01
11 2	Collar	2	155203-0-01		Q 11 10	Knee Lifter Bar (B)	1	148797-0-01	
C 11 3	Screw 6.35	2	014780-6-22		Q 11 11	Screw 6.35	1	014780-6-22	
Q 11 4	Spring	1	155202-0-01		Q 11 12	Knee Lifter Plate (L)	1	148798-0-01	
Q 11 5	Knee Lifter Shaft	1	155198-0-01		Q 11 11	Bolt 7.94	1	100461-0-01	
Q 11 6	Knee Lifter Lever	1	155201-0-01		Q 12	Screw 4.37 x 10	4	009681-0-12	
11 7	Screw 6.35	1	014780-6-22		Q 11	Connect. Bar	1	155205-0-01	
Q 11 8	Knee Lifter Bracket	1	155199-0-01		Q 14	Stud Screw 4.76	1	146594-0-01	

## R. Wrapper and Piping Parts



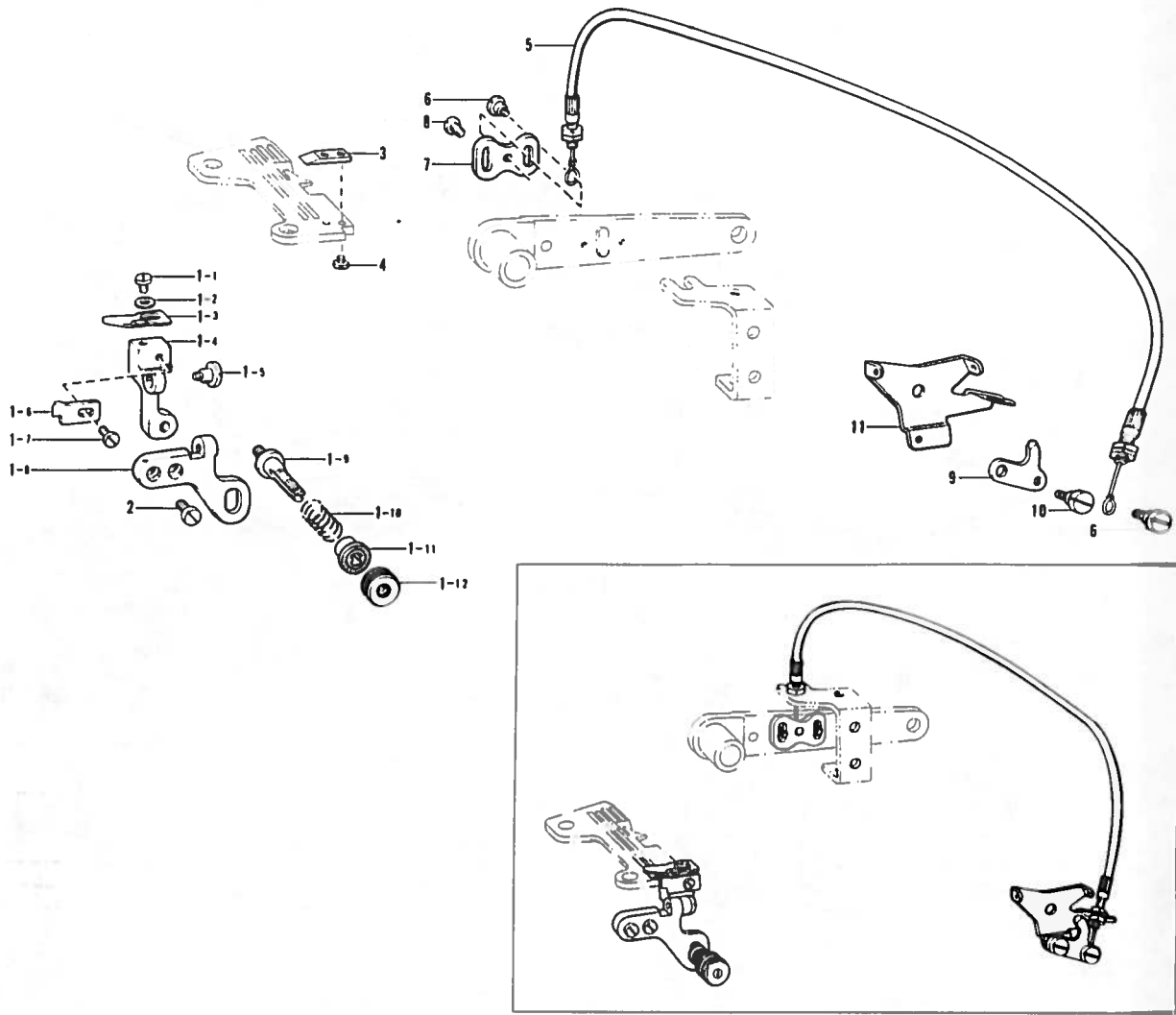
Ref. No.	Name of Parts	Q'ty	Parts No.	Assembly No.	Ref. No.	Name of Parts	Q'ty	Parts No.	Assembly No.
R-1-1	Thread Guide Stud	1		R-1 Cotton Stand Assembly 181031-0-01	R-2-3	Tape Winder Wheel (R)	1		R-2 Tape Winder Assembly 143767-0-02
R-1-2	Spool Stud	1	100444-0-02		R-2-4	Tape Winder Bracket	1		
R-1-3	Screw 3.18	1	100080-0-02		R-2-5	Washer	1	108494-0-01	
R-1-4	Spool Disc	1			R-2-6	Spring	1	108495-0-01	
R-1-5	Spring Washer	1	028050-2-42		R-2-7	Tension Control Nut	1	100136-0-01	
R-1-6	Nut	1	110161-0-03		R-3	Screw 4.5 x 20	2	101118-0-01	
R-1-7	Screw 4.5 x 32	2	100447-0-01		R-4	Wrapper Assembly	1	147440-0-00	
R-2-1	Screw	1	143980-0-01	R-5	Washer	2	110735-0-02		
R-2-2	Tape Winder Wheel (L)	1		R-6	Screw 4.37 x 6	2	009680-6-12		

## S. Taping



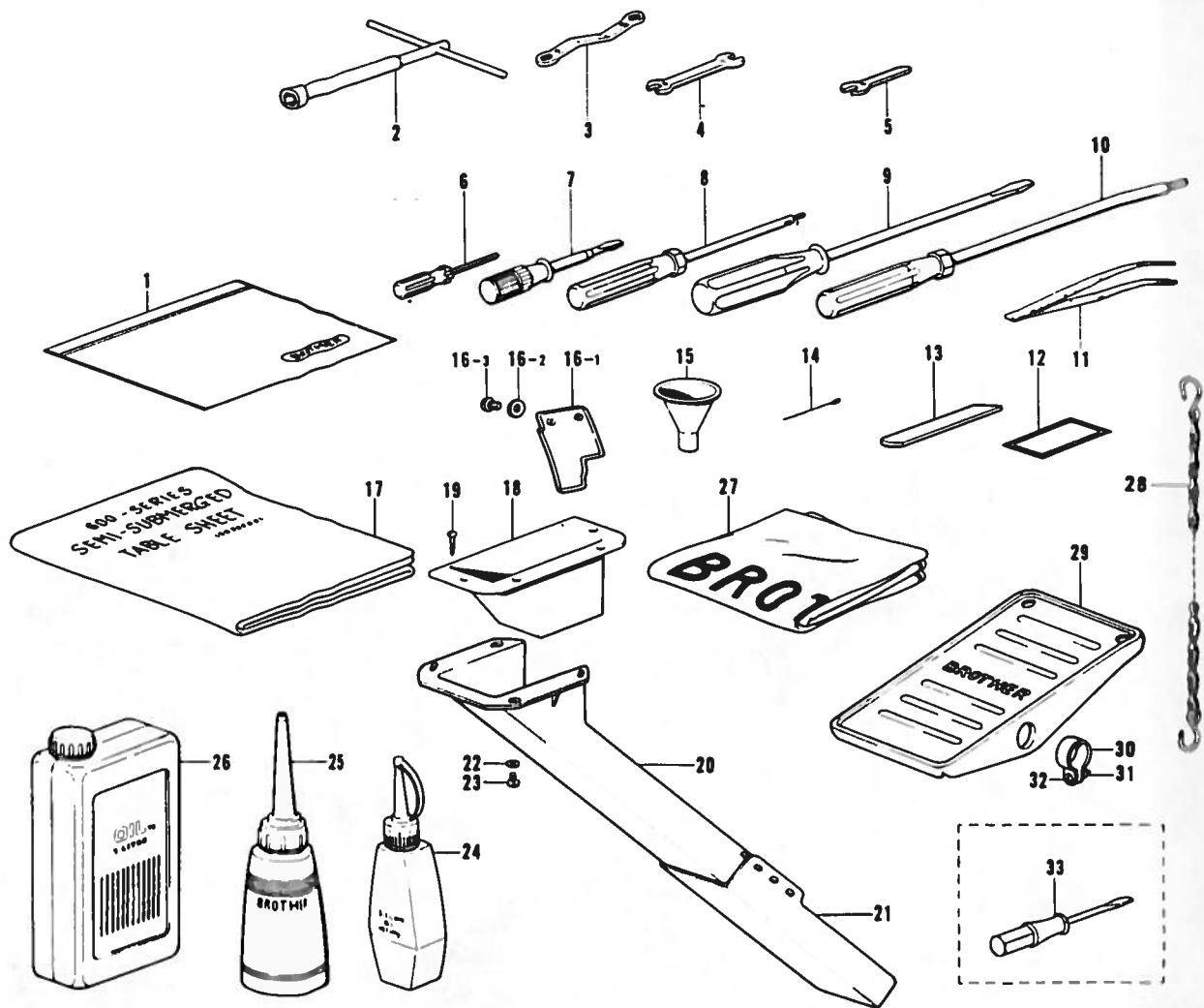
Ref. No.	Name of Parts	Q'ty	Parts No.	Assembly No.
S-1	Tape Guide	1	155327-0-01	
S-2	Screw 3.18 x 4.5	2	009669-4-12	

# T. Backtacking



Ref. No.	Name of Parts	Q'ty	Parts No.	Assembly No.	Ref. No.	Name of Parts	Q'ty	Parts No.	Assembly No.
T-1-1	Screw 3.18 x 4	1	009660-4-12	T-1 Back-tack Presser Assembly 147473-0-01	T-2	Screw 3.57 x 6	2	009670-6-12	
T-1-2	Washer	1	025030-1-32		T-3	Back-tack Guide	1	147484-0-01	
T-1-3	Back-tack Blade Presser Plate	1	147477-0-01		T-4	Screw 3.18	2	141544-0-01	
T-1-4	Back-tack Blade Holder	1			T-5	Flexible Wire Assembly	1	147480-0-01	
T-1-5	Screw 4.37	1	147476-0-01		T-6	Screw	2	141514-0-01	
T-1-6	Back-tack Knife	1	147478-0-01		T-7	Wire Plate	1	147672-0-01	
T-1-7	Screw 3.18 x 4	1	009660-4-12		T-8	Screw 3.57 x 6	2	009670-6-12	
T-1-8	Back-tack Blade Holder Supporter	1			T-9	Thread Release Lever	1	147483-0-01	
T-1-9	Thread Tension Control Stud	1	147148-0-01		T-10	Screw	1	141514-0-01	
T-1-10	Spring	1	147479-0-01		T-11	Needle Thread Guide Plate	1	156091-0-01	
T-1-11	Tension Spring Washer	1	144105-0-00						
T-1-12	Thread Tension Adjusting Nut	1	151012-0-01						

## Z. Accessories (1)



Ref. No.	Name of Parts	Q'ty	Parts No.	Assembly No.	Ref. No.	Name of Parts	Q'ty	Parts No.	Assembly No.
Z-1	Vinyl Bag		122991-0-01		Z-17	Table Sheet		155322-0-01	
Z-2	Wrench		140342-0-01		Z-18	Duster Drop		148430-0-01	
Z-3	Wrench 8 x 9		105343-0-01		Z-19	Screw 3.1 x 13		031311-3-02	
Z-4	Spanner 6 x 7		107779-0-01		Z-20	Duster Shoot L.		148431-0-01	
Z-5	Spanner 4		155320-0-01		Z-21	Duster Shoot S		148432-0-01	
Z-6	Screw Driver 1 6		144124-0-01		Z-22	Washer		025680-2-32	
Z-7	Screw Driver 3 4 x 70		118837-0-01		Z-23	Screw 4.37 x 10		009681-0-12	
Z-8	Driver Wrench 2		146700-0-01		Z-24	Silicone Oil		142343-0-01	
Z-9	Screw Driver		101572-1-01		Z-25	Oiler		114483-0-01	
Z-10	Screw Driver 3		149173-0-01		Z-26	Oil Tank		145277-1-04	
Z-11	Tweezers		117466-0-00		Z-27	Head Cover		144225-0-01	
Z-12	Needle DC x 27 Assembly		151474-4		Z-28	Chain Assembl		142262-0-01	
Z-13	Lower		155193-0-01		Z-29	Treadle Pedal		147893-0-01	
Z-14	Threader		142125-0-00		Z-30	Pedal Stopper		116016-0-01	
Z-15	Funnel		140759-0-00		Z-31	Nut 4		021400-1-06	
Z-16-1	Eye Guard			Z-16 Eye Guard Assembly	Z-32	Screw 4 x 14		001401-4-06	
Z-16-2	Washer		025030-1-32		Z-33	Screw Driver 2.3 x 40		148925-0-01	
Z-16-3	Screw 1.18 x 5		009660-5-12						

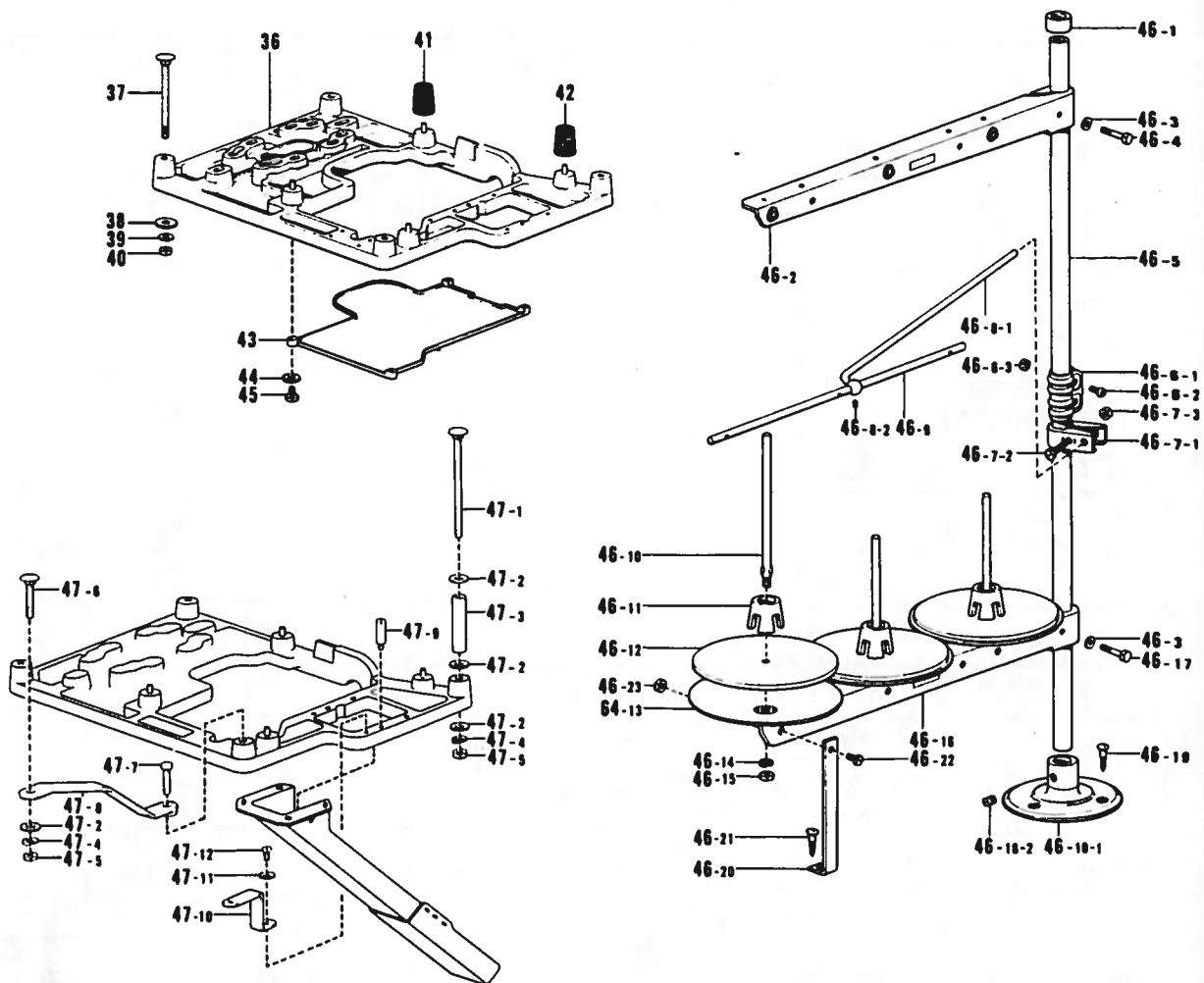
\*The details of included accessories are subject to change.

\*Änderungen in der Aufstellung der mitgelieferten Zubehöre sind vorbehalten.

\*Les détails des accessoires inclus sont sujets à des changements.

\*Los detalles de los accesorios incluidos pueden variar.

## Z. Machine Base Plate and Cotton Stand Assembly (2)



Ref. No.	Name of Parts	Q'ty	Parts No.	Assembly No.	Ref. No.	Name of Parts	Q'ty	Parts No.	Assembly No.
Z-36	Bottom Board		155321-0-00		Z-46-12	Spool Mat		150182-0-00	
Z-37	Bolt 8 x 85		210973-0-01		Z-46-13	Spool Stand Base		150180-0-00	Z-46 Cotton Stand Assembly 150160-0-01
Z-38	Washer 8		025080-2-36		Z-46-14	Spring Washer 2-5		028050-2-43	
Z-39	Spring Washer 2-8		028080-2-42		Z-46-15	Nut 5		021500-1-03	
Z-40	Nut		021080-1-06		Z-46-16	Spool Holder 3		150175-0-01	
Z-41	Cushlon		147919-0-01		Z-46-17	Bolt 5 x 28		017502-8-03	
Z-42	Cushlon		147919-0-02		Z-46-18-1	Cotton Stand Base		150189-0-01	Z-46-18 Cotton Stand Base Assembly 150139-0-01
Z-43	Oil Tank Cover		155323-0-00		Z-46-18-2	Screw 6 x 10		150181-0-01	
Z-44	Washer		105161-0-03		Z-46-19	Screw 4.5 x 22		031452-2-03	
Z-45	Screw		009671-0-12		Z-46-20	Spool Holder Supporter A		150188-0-01	
Z-46-1	Cap		150174-0-00	Z-46 Cotton Stand Assembly 150160-0-01	Z-46-21	Screw 4.5 x 22		031452-2-03	
Z-46-2	Thread Hanger Assembly		147056-0-01		Z-46-22	Screw 5 x 10		007501-0-03	
Z-46-3	Washer		025050-2-33	Z-46-23	Nut 5		021500-1-03		
Z-46-4	Bolt 5 x 28		017502-8-03	Z-47-1	Bolt		153318-0-01		
Z-46-5	Pipe		150172-0-01	Z-47-2	Washer 8		025080-2-36		
Z-46-6-1	Joint			Z-47-3	Collar		153317-0-01		
Z-46-6-2	Screw 5 x 14		150202-0-01	Z-47-4	Spring Washer 2-8		028080-2-42		
Z-46-6-3	Nut 5		021500-1-03	Z-47-5	Nut		021080-1-06		
Z-46-7-1	Thread Guide Holder		150185-0-01	Z-47-6	Bolt 8 x 55		211964-0-01		
Z-46-7-2	Bolt 5 x 28		017502-8-03	Z-47-7	Bolt 8 x 55		017085-5-02		
Z-46-7-3	Nut 5		021500-1-03	Z-47-8	Head Plate Supporter		153319-0-01		
Z-46-8-1	Thread Guide Stopper Bar		142996-0-01	Z-47-9	Stud		155326-0-01		
Z-46-8-2	Set Screw		013719-4-12	Z-47-10	Duster Shoot Supporter		155325-0-01		
Z-46-9	Thread Guide 3		142997-0-01	Z-47-11	Washer		025680-2-32		
Z-46-10	Spool Shaft (B)		150179-0-01	Z-47-12	Screw		009681-0-12		
Z-46-11	Spool Cushion		126863-0-00						

\*The details of included accessories are subject to change.

\*Änderungen in der Aufstellung der mitgelieferten Zubehörteile sind vorbehalten.




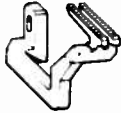


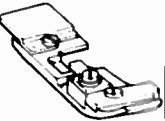
\*Los detalles de los accesorios incluidos son sujetos a cambios.

\*Los detalles de los accesorios incluidos pueden variar.

# DIFFERENT PARTS LIST





























































Sub Class	Specifications	Label		Stitch Length Control Plate		Oil Cap		Label		Threading Diagram		Needle DC x 27	
001-3	Thin, medium	A-26	146974-0-01	A-32	154808-0-01							B-26	151474-0-11
-4			146974-0-02										
-5			146974-0-03										
-6			146974-0-04										
002-5		A-26	146974-0-04	A-35	154809-0-01	A-90	143196-0-01	A-95	155340-0-01	A-96	154847-0-01	B-26	151474-0-14
-6			146974-0-05										
-7			146974-0-06										
003-3	Blind hemming	A-26	146974-0-07									B-26	151474-0-09
-4			146974-0-08										
-5			146974-0-09										
004-3	Blind hemming (Two threads)	A-26	146974-0-10										
-4			146974-0-11										
005-4	Serging (Two threads)	A-26	146974-0-14	A-32	154808-0-01								
-5			146974-0-15										
-6			146974-0-61										
006-4	Serging	A-26	146974-0-17										
-5			146974-0-18										
007-2	Curling	A-26	146974-0-57			A-90	143196-0-01						
-4			146974-0-56										
008-5	Ruffling	A-26	146974-0-19	A-34	154810-0-01							B-26	151474-0-11
009-5	Ruffling (w/piping)	A-26	146974-0-20										
010-5	Taping	A-26	146974-0-21	A-32	154808-0-01								
011-6		A-26	146974-0-25	A-35	154809-0-01	A-90	143196-0-01					B-26	151474-0-14
-7			146974-0-26										
012-3	Backtacking	A-26	146974-0-42	A-32	154808-0-01							B-26	151474-0-11
-4			146974-0-43										
-5			146974-0-44										
-6			146974-0-58										



Sub Class	Needle Plate	Over Looper	Differential Stitch Control	Differential Feed Dog	Chain Feed Dog	Main Feed Dog	Presser Foot Assembly														
																					
001-3 -4 -5 -6	B-50 146730-0-01 146731-0-01 146732-0-01 146733-0-01	D-11 155240-0-01	F-35 155172-0-01	F-80 146748-0-01	F-82 146577-0-01	F-81 146744-0-01	G-45 154968-0-01														
002-5 -6 -7								B-51 146734-0-01 146735-0-01 146736-0-01	D-11 155240-0-01	F-42 155173-0-01	F-83 146750-0-01	F-85 146578-0-01	F-84 146745-0-01	G-49 154974-0-01							
003-3 -4 -5															B-50 146730-0-01 146731-0-01 146732-0-01	D-14 155241-0-01	F-35 155172-0-01	F-80 146748-0-01	F-82 146577-0-01	F-81 146744-0-01	G-50 146890-0-01
004-3 -4																					
005-4 -5 -6	B-50 146731-0-01 146732-0-01 146733-0-01	D-11 155240-0-01	F-41 155174-0-01	F-86 146751-0-01	F-85 146578-0-01	F-87 146746-0-01	G-51 154971-0-01														
006-4 -5								B-50 146731-0-01 146732-0-01	D-11 155240-0-01	F-41 155174-0-01	F-86 146751-0-01	F-85 146578-0-01	F-87 146746-0-01	G-52 154975-0-01							
007-2 -4															B-52 148352-0-01 148314-0-01	D-11 155240-0-01	F-32 155172-0-01	F-80 146748-0-01	F-82 146577-0-01	F-81 146744-0-01	G-53 154973-0-01
008-5	B-54 146737-0-01	D-11 155240-0-01	F-32 155172-0-01	F-80 146748-0-01	F-82 146577-0-01	F-81 146744-0-01	G-53 154973-0-01														
009-5								B-50 146732-0-01	D-11 155240-0-01	F-32 155172-0-01	F-80 146748-0-01	F-82 146577-0-01	F-81 146744-0-01	G-53 154973-0-01							
010-5	B-51 146735-0-01 146736-0-01	D-11 155240-0-01	F-42 155173-0-01	F-83 146750-0-01	F-85 146578-0-01	F-84 146745-0-01	G-53 154973-0-01														
011-6 -7								B-55 147449-0-01 147450-0-01 147451-0-01 147452-0-01	D-11 155240-0-01	F-35 155172-0-01	F-80 146748-0-01	F-82 146577-0-01	F-81 146744-0-01	G-45 154968-0-01							
012-3 -4 -5 -6	B-55 147449-0-01 147450-0-01 147451-0-01 147452-0-01	D-11 155240-0-01	F-35 155172-0-01	F-80 146748-0-01	F-82 146577-0-01	F-81 146744-0-01	G-45 154968-0-01														

Sub Class	Thread Guide Supporter	Blind Hemming Ruler Assembly	Edge Guide Assembly	Ruffler Interlocking Parts Assembly	Ruffling Attachment Assembly	Handle and Nut	Knee Litter Shaft Bracket Assembly	
001-3	J-13 110813-0-01							
-4								
-5								
-6								
002-3								
-6								
-7								
003-3								
-4								
-5								
004-3								N- 1 147710-0-01 N- 2 009670-6-12
-4								
005-4	P- 1 146761-0-01 P- 2 110201-0-01							
-5								
-6								
006-4								
-5								
007-2	Q- 1 155547-0-02 Q- 2 146587-1-02 Q- 3 009781-8-12 Q- 4 145809-0-01 Q- 5 150556-0-02 Q-11 155196-0-01 Q-12 009681-0-12							
-4								
008-3								
009-3								
010-5								
011-6								
-4								
012-3		T-11 156091-0-01						
-4								
-5								
-6								

Sub Class	Connecting Bar Stud Screw	Cotton Stand	Tape Winder Assembly	Wrapper Assembly	Tape Guide	Back-tack Presser Assembly	Back-tack Guide
001-3							
-4							
-5							
-6							
002-5							
-6							
-7							
003-3							
-4							
-5							
004-3							
-4							
005-4							
-5							
-6							
006-4							
-5							
007-2							
-4							
008-5							
Q-13 155205-0-01							
Q-14 146594-0-01							
009-5		R- 1 181031-0-01	R- 2 143767-0-02 R- 3 101118-0-01	R- 4 147440-0-00 R- 5 110735-0-02 R- 6 009680-6-12			
010-5							
011-6					S- 1 155327-0-01 S- 2 009669-4-12		
-7							
012-3						T- 1 147473-0-01 T- 2 009670-6-12	T- 3 147484-0-01 T- 4 141544-0-01
-4							
-5							
-6							

Sub Class	Flexible Wire Assembly	Wire Plate	Thread Release Lever	Needle DC x 27 Assembly	Screw Driver								
001-3													
-4													
-5									Z-12	151474-4-11			
-6													
002-5													
-6									Z-12	151474-4-14			
-7													
003-3													
-4													
-5									Z-12	151474-4-09			
004-3													
-4													
005-4													
-5													
-6									Z-12	151474-4-14			
006-4													
-5													
007-2													
-4										Z-33	148925-0-01		
008-5													
										Z-12	151474-4-11		
009-5													
010-5													
011-6													
-7									Z-12	151474-4-14			
012-3													
-4						T-5	147480-0-01	T-7	147672-0-01	T-9	147483-0-01		
-5						T-6	141514-0-01	T-8	009670-6-12	T-10	141514-0-01	Z-12	151474-4-11
-6													

# I N D E X

Parts No.	Ref. No.	Remark	Parts No.	Ref. No.	Remark	Parts No.	Ref. No.	Remark	Parts No.	Ref. No.	Remark
001401-4-06	Z-32		009680-7-12	G-34		025080-2-36	Z-47- 2		105288-0-01	G-49- 7	
				L-11		025350-3-32	A- 9			G-51- 7	
001670-5-12	A- 4			N- 1-10		025680-2-32	Z-22			G-52- 7	
	A- 7		009680-8-12	D-10			Z-47-11			G-53- 7	J- 4
	Q- 2- 9			Q- 2-28		025770-2-32	Q- 2-20		105343-0-01	Z- 3	
001670-6-12	A-10		009681-0-12	A-29		028050-2-42	R- 1- 5		106568-0-03	F-66	
	J- 6			A-31		028050-2-43	Z-46-14		107231-0-02	G-16	
	J- 8			C-20		028080-2-42	Z-39		107407-0-03	A-57	
	M-10			Q-12			Z-47- 4			F-68	
001670-6-14	N- 1- 2			Z-23		031311-3-02	Z-19			F-69	
001680-5-12	B-37			Z-47-12			Z-46-19			H- 9	
	B-40		009681-2-12	A-22		031452-2-03	Z-46-21		107779-0-01	Z- 4	
	J-21			K-44		047140-8-42	A-97- 7		108494-0-01	R- 2- 5	
007501-0-03	Z-46-22		009681-6-12	M-12		047201-6-40	L- 8- 3		108495-0-01	R- 2- 6	
007670-5-13	A- 5		009682-2-12	K-35		048020-3-42	G- 3		108960-0-02	A-51	
009630-8-12	F-71			M-15		048030-3-42	N- 1- 8		109203-0-01	A-48	
009639-3-12	G-45- 3		009781-8-12	Q- 3		048040-3-42	F-58			F-29	
	G-46- 3		013679-4-12	Q- 2-30		071023-8-50	M-11- 5			K-58	
	G-47- 3		013719-4-12	C- 6		081010-0-70	M-13		110161-0-03	R- 1- 6	
	G-48- 3		013719-4-12	Z-46- 8- 2		081011-0-70	A-87		110161-0-06	G-32	
009660-4-12	N- 1- 1- 4		013750-5-12	D- 6			K-51		110197-0-01	B- 9	
	T- 1- 1			E- 5		081016-0-70	K-48			M- 7	
	T- 1- 7		013760-6-12	A-64		081022-0-70	K- 2		110230-0-01	Q- 2-15	
009660-5-12	Z-16- 3		014680-4-22	B-10			K-50				
009660-6-12	D-12			E-12		081044-0-70	K-49				
009660-7-12	Q- 2- 3			F-45- 3		100032-0-03	A- 2		110641-0-01	K-37	
009669-4-12	S- 2			F-46			B-41		110641-0-02	A-49	
009670-4-12	A-97- 8			M- 8		100080-0-02	R- 1- 3		110735-0-02	A-42	
	J-32		014680-6-22	F-74		100080-0-04	G-45- 7			L-12	
009670-5-12	K-17		014770-6-22	F- 5			G-46- 7			R- 5	
009670-6-12	A-13			F-45- 1- 4			G-47- 7		110793-0-01	G-27	
	A-73		014780-6-22	B- 8			G-48- 7		110813-0-01	J-13	
	A-82			F-54			G-49- 5		110820-0-01	J-14	
	B-22			Q-11- 3			G-50- 5			Q- 2-21	
	B-25			Q-11- 7			G-51- 5		110832-0-01	J-15	
	B-28			Q-11- 9			G-52- 5		111443-0-01	N- 1- 4	
	F-62			Q-11-11			G-53- 5		111486-0-01	B-38	
	H-16		014821-0-22	K-45		100136-0-01	R- 2- 7		112301-0-01	Q- 1- 7- 2	
	J-10		017085-5-02	Z-47- 7		100257-0-10	L- 2		112348-0-01	K- 6	
	J-26		017502-8-03	Z-46- 4		100260-0-01	M-11- 8- 2			K-11	
	J-28			Z-46- 7- 2		100294-0-02	F-34			K-13	
	J-31			Z-46-17		100366-0-01	B-15- 3			K-19	
	J-34		017771-4-12	C-24			H- 5- 6			K-20	
	J-36		017771-6-12	A-75		100444-0-02	R- 1- 2			K-23	
	K-30		017781-4-12	F-38		100447-0-01	R- 1- 7			K-25	
	K-55		017782-0-12	B-35		100463-0-01	Q-11-13			K-28	
	K-62		021080-1-06	Z-40		100645-0-03	F-67		112351-0-01	K-12	
	N- 2			Z-47- 5		101118-0-01	R- 3		112359-0-01	K-18	
	Q- 1- 5		021400-1-06	Z-31		101572-1-01	Z- 9			K-21	
	T- 2		021500-1-03	Z-46- 6- 3		101706-0-01	A-54- 2			K-24	
	T- 8			Z-46- 7- 3			F-27- 2			K-26	
009670-7-12	A-19			Z-46-15			F-52- 2			K-27	
	M-11- 2			Z-46-23			G-24- 2		112364-0-01	K- 8	
009670-8-12	A-78		021670-2-02	B-32			K-34- 2- 2			K-14	
	C- 5			G-41			Q- 2- 6		112525-0-00	K-63	
	E-14			M-11- 7			Q- 2- 7- 2		112750-0-00	K-66	
	F- 3		025030-1-32	G-45- 6		102538-0-02	K- 5		113431-0-02	F-14	
	K-34- 5			G-46- 6		102627-0-01	H-18			F-56	
009671-0-12	L- 9			G-47- 6		104450-0-01	A-11		114483-0-01	Z-25	
	M-14- 4			G-48- 6		104521-0-01	K-34- 2- 1		116016-0-01	Z-30	
	Z-45			G-49- 4		105161-0-03	Z-44		117160-0-01	A-92	
009671-4-12	B-33			G-50- 4		105163-0-01	Q- 2-23		117466-0-00	Z-11	
009679-3-12	N- 1- 6			G-51- 4		105176-0-01	F-76		117516-0-01	F-70	
009680-6-12	A-98			G-52- 4		105234-0-03	A-59			H-14	
	Q- 2-11			G-53- 4			Q- 2-16		118735-0-02	A-74	
	R- 6			T- 1- 2		105288-0-01	A-33			F-39	
009680-7-12	A-43			Z-16- 2			G-45- 9			K-60	
	A-46		025030-2-32	N- 1- 1- 3			G-46- 9		118770-0-01	F-35	
	A-85		025050-2-33	Z-46- J			G-47- 9		118837-0-01	Z- 7	
	F-49		025080-2-36	Z-38			G-48- 9		122991-0-01	Z- 1	

Parts No.	Ref. No.	Remark	Parts No.	Ref. No.	Remark	Parts No.	Ref. No.	Remark	Parts No.	Ref. No.	Remark
123185-0-01	A-94		146427-0-01	A-16		146974-0-06	A-26		148387-0-01	Q- 1- 8	
124918-0-01	A-68			B- 6		146974-0-07	A-26		148388-0-01	Q- 1- 7- 4	
126863-0-00	Z-46-11			B-42- 2		146974-0-08	A-26		148390-0-01	Q- 1- 7- 3	
140063-0-01	F-31			G- 9		146974-0-09	A-26		148391-0-01	Q- 1- 6	
140066-0-01	A-62		146442-0-01	A-97- 3		146974-0-10	A-26		148401-0-01	F-90	
140077-0-01	A-80		146450-0-01	A- 3		146974-0-11	A-26		148402-0-01	F-90	
140210-0-01	F-20		146452-0-01	B-31		146974-0-14	A-26		148425-0-01	B-15- 5	
140217-0-01	F-24		146453-0-01	B-30		146974-0-15	A-26			C-11- 2	
140262-0-00	G-30		146454-0-01	B-27		146974-0-17	A-26			D- 3- 2	
140317-0-00	H- 6		146494-0-01	B-36		146974-0-18	A-26			D- 8- 8	
140320-0-00	B-17		146495-0-01	B-39		146974-0-19	A-26			E- 2- 2	
140342-0-01	Z- 2		146522-0-01	G-31		146974-0-20	A-26			H- 5- 5	
140417-0-00	D-13		146536-0-01	F-60		146974-0-21	A-26		148430-0-01	Z-18	
140759-0-00	Z-15		146547-0-00	F-51		146974-0-25	A-26		148431-0-01	Z-20	
141183-0-00	A-53		146559-0-01	F-33		146974-0-26	A-26		148432-0-01	Z-21	
141514-0-01	Z- 1- 4		146563-0-01	F-40		146974-0-42	A-26		148782-0-01	E-10	
	Q- 1- 7- 5		146577-0-01	F-82		146974-0-43	A-26		148798-0-01	Q-11-12	
	T- 6		146578-0-01	F-85		146974-0-44	A-26		148834-0-01	B- 2	
	T-10		146584-0-01	H-19		146974-0-54	A-26		148838-0-01	F-15	
141542-0-01	G-14		146587-1-02	Q- 2		146974-0-56	A-26		148851-0-01	J-37	
151544-0-01	T- 4		146588-0-01	Q- 2-12		146974-0-57	A-26		148925-0-01	Z-33	
142125-0-00	Z-14		146589-0-01	Q- 2- 5		146974-0-58	A-26		149170-0-01	B-16	
142262-0-01	Z-28		146590-0-01	Q- 2-22		147049-0-02	J-22- 2			D- 8- 2	
142343-0-01	Z-24		146592-0-01	Q- 2-29		147049-0-03	J-20- 2			F- 7- 1- 2	
142971-0-01	Z-46- 8		146594-0-01	Q-14		147049-0-04	J-23- 2			F-13	
142996-0-01	Z-46- 8- 1		146654-0-01	J-33		147056-0-01	Z-46- 2			F-45- 1- 5	
142997-0-01	Z-46- 9		146700-0-01	Z- 8		147148-0-01	T- 1- 9			G-28	
143196-0-01	A-90		146726-0-01	B-24		147362-0-00	F-72			H- 5- 2	
143323-1-03	G-36		146730-0-01	B-50		147440-0-00	R- 4			M- 5	
143325-0-01	G-35		146731-0-01	B-50		147449-0-01	B-55		149171-0-01	E- 9	
143766-0-01	A-86		146732-0-01	B-50		147450-0-01	B-55		149173-0-01	Z-10	
143767-0-02	R- 2		146733-0-01	B-50		147451-0-01	B-95		149524-0-01	G-45- 4	
143980-0-01	R- 2- 1		146734-0-01	B-51		147452-0-01	B-55		149566-0-02	Q- 2-17	
144049-0-01	E-11		146735-0-01	B-51		147454-0-01	Q- 1- 1		150106-0-01	Z-46- 6	
144074-0-00	H-10		146736-0-01	B-51		147473-0-01	T- 1		150145-0-01	Z-46- 7	
144075-0-01	H-11		146737-0-01	B-54		147476-0-01	T- 1- 5		150160-0-01	Z-46	
144083-0-01	G- 4		146740-0-00	L- 1- 2		147477-0-01	T- 1- 3		150172-0-01	Z-46- 5	
144084-0-01	G- 2		146744-0-01	F-81		147478-0-01	T- 1- 6		150174-0-00	Z-46- 1	
144088-0-01	G-15		146745-0-01	F-84		147479-0-01	T- 1-10		150175-0-01	Z-46-16	
144091-0-01	G-51- 3		146746-0-01	F-87		147480-0-01	T- 5		150179-0-01	Z-46-10	
	G-52- 3		146748-0-01	F-80		147483-0-01	T- 9		150180-0-00	Z-46-13	
144103-0-03	J-17		146750-0-01	F-83		147484-0-01	T- 3		150181-0-01	Z-46-18- 2	
144104-0-01	J-18		146751-0-01	I 86		147672-0-01	Q 1 3		150182-0-00	Z-46-12	
144105-0-00	J-19		146759-0-01	N- 1- 9			T- 9		150185-0-01	Z-46- 7- 1	
	Q- 2-18		146760-0-01	N- 1-11		147710-0-01	N- 1		150188-0-01	Z-46-20	
	T 1 11		146886-0-01	G-45- 4		147712-0-01	N- 1- 7		150189-0-01	Z-46-18- 1	
144110-0-01	J-24		146887-0-01	G-45 5		147713-0-01	N 1 5		150202-0-01	Z-46- 6- 2	
144117-0-00	H 7			G-46- 5		147738-0-00	L- 1- 4		150339-0-01	N- 1- 1- 2	
144124-0-01	Z- 6			G-47- 5		147738-0-00	L 10 3		150553-0-02	Q- 2-31	
144127-0-02	F-13			G-48 5		147759-0-01	G 1		150556-0-02	Q- 5	
144225-0-01	Z-27			G-49- 3		147828-0-01	F-88		151012-0-01	T- 1-12	
144622-0-01	K-34- 1			G-50- 3		147832-0-01	F-89		151173-0-01	N- 1- 1	
	M-14- 2			G 53 3		147893-0-01	Z-29		151474-0-09	B-26	
144764-0-01	Q- 2- 8		146888-0-01	G-45- 2		147919-0-01	Z-41		151474-0-11	B-26	
144783-0-01	Q- 2- 1			G-46- 2		147919-0-02	Z-42		151474-0-14	B-26	
144784-0-01	Q 2 2			G-47- 2		147933-0-01	Q- 2-13		151474-0-16	B-26	
144788-0-01	Q- 2-19			G-48- 2		147942-0-01	L- 6		151474-0-09	Z-12	
144813-0-01	G-51- 2		146890-0-01	G 50		148085-0-01	A 71		151474-4-11	Z-12	
	G-52- 2		146892-0-01	G-50- 2		148259-0-01	G 13		151474-4-14	Z-12	
144874-0-01	K 54		146894-0-01	G-46- 4		148281-0-01	H 2		151474-4-16	Z-12	
145277-1-03	Z 26		146897-0-01	G 53 2		148294-0-01	D 8 4		152194-0-01	A-97- 4	
145446-0-01	J 16		146900-0-01	G-49 2			K-47		155696-0-02	J-22	
145803-0-01	Q 2 4		146924-0-00	A 91 2		148313-0-01	G-47 4		155696-0-03	J 20	
145807-0-01	Q 2 27		146926-0-02	J 25		148314-0-01	B 51		155696-0-04	J 23	
145808-0-01	Q 2 24		146926-0-03	J 27		148352-0-01	B 52		155697-0-02	J-22- 2	
145809-0-01	Q 4		146974-0-01	A 26		148354-0-01	B 52 2		155697-0-03	J-20- 2	
145810-0-01	Q 2 14		146974-0-02	A 26		148355-0-01	B 52 3		155697-0-04	J-23- 2	
145811-0-01	Q 2 10		146974-0-03	A 26		148369-1-01	Q 1 2		152718-0-01	B-14- 2	
146315-0-00	A-60		146974-0-04	A 26		148369-1-01	Q 1 2			D- 2 2	
	A-61		146974-0-05	A 26		148172-0-01	G 37			E-15- 2	

Parts No.	Ref. No.	Remark	Parts No.	Ref. No.	Remark	Parts No.	Ref. No.	Remark	Parts No.	Ref. No.	Remark
152718-0-01	H- 4- 2		154894-0-00	B-12		155146-0-01	F-50		155244-0-01	F- 4	
152936-0-01	K-61		154895-0-01	B- 4		155151-0-00	F-63		155245-0-00	F- 1	
153317-0-01	Z-47- 3		154896-0-00	B- 7		155152-0-01	F-53		155246-0-00	L- 6	
153318-0-01	Z-47- 1		154897-0-01	B- 1		155153-0-00	F-4R		155247-0-00	A-79	
153319-0-01	Z-47- 8		154899-0-01	B- 3		155154-0-01	F-12			E- 7	
153483-0-01	G-33		154900-0-01	B-20		155155-0-01	F-11		155248-0-01	F- 8	
153675-0-01	G-20		154901-0-01	B-21		155156-0-01	F-18		155263-0-01	K-33	
154795-0-01	Q- 2-26		154902-0-01	B-19		155157-0-01	F-19		155264-0-01	K-34	
154798-0-01	A-21		154903-0-01	B- 5			F-23		155265-0-01	K-34- 6	
154800-0-00	A-23		154904-0-00	B-18		155158-0-01	F-17		155269-0-01	K-31	
154801-0-01	A-44		154905-0-00	B-23		155159-0-01	F- 7		155270-0-01	K- 9	
154802-0-00	A-45		154906-0-01	B-42		155160-0-01	F- 7- 1		155272-0-01	K-29	
154803-0-01	A-41		154922-0-01	B-34		155162-0-01	D- 8- 3		155282-0-01	K-10	
154804-0-01	A-55		154923-0-01	H-20			F- 7- 1- 3		155284-0-01	K- 7	
154805-0-00	A-56		154924-0-01	L-10		155164-0-01	F-21		155286-0-01	K- 1	
154806-0-00	A-28		154928-0-00	L-10- 2		155165-0-01	F-22		155290-0-00	K- 3	
154808-0-01	A-32		154929-0-00	L-10- 4		155166-0-01	F- 8		155291-0-01	K- 4	
154809-0-01	A-35		154930-0-01	L- 1		155167-0-01	F- 9		155292-0-01	K-22	
154810-0-01	A-34		154931-0-00	L- 1- 1		155168-0-01	F-25		155294-0-00	K-15	
154811-0-01	A-14		154932-0-00	L- 1- 3		155169-0-01	F-30		155295-0-01	K-16	
154812-0-01	A-17		154939-0-00	L- 3		155170-0-00	F-28		155296-0-00	K-41	
154813-0-00	A-15		154940-0-00	L- 4		155171-0-01	F-32		155297-0-00	K-42	
154814-0-01	A-18		154941-0-00	L- 7		155172-0-01	F-35		155298-0-00	K-43	
154815-0-01	A-20		154942-0-00	L- 5		155173-0-01	F-42		155299-0-00	K-53	
154817-0-01	A-83		154943-0-01	L- 8		155174-0-01	F-41		155300-0-00	K-52	
154818-0-00	A-84		154945-0-01	L- 8- 2		155175-0-01	F-36		155301-0-01	K-46	
154819-0-00	A-77		154946-0-01	G- 8		155176-0-01	F-37		155302-0-01	K-56	
154820-0-00	A-76		154947-0-01	G-12		155177-0-00	F-64		155303-0-01	K-59	
154821-0-01	A-12		154950-0-01	G-11		155178-0-01	F-65		155304-0-01	J- 9	
154823-0-01	A-91		154951-0-01	G-10		155179-0-01	F-73		155305-0-01	J- 7	
154829-0-01	A-93		154952-0-01	G- 5		155180-0-01	F-75		155306-0-01	J- 5	
154830-0-01	A- 1		154953-0-01	G- 7		155181-0-01	H- 5		155307-0-01	J- 3	
154831-0-01	A-52		154954-0-01	G- 6		155185-0-01	H- 1		155308-0-01	J- 1	
154832-0-01	A- 6		154955-0-01	G-25		155186-0-00	H- 3		155310-0-01	J- 2	
154833-0-01	B-29		154956-0-01	G-26		155187-0-01	H- 8		155311-0-01	J-29	
154834-0-01	A- 8		154957-0-01	G-29		155191-0-01	H-17		155312-0-01	J-30	
154835-0-01	A-58		154958-0-00	G-23			H-12		155313-0-01	J-35	
154836-0-01	A-67		154959-0-01	G-22		155193-0-01	Z-13		155320-0-01	Z- 5	
154837-0-01	A-81		154960-0-01	G-17		155194-0-01	H-13		155321-0-00	Z-36	
154838-0-01	A-50		154961-0-01	G-19		155195-0-01	H-15		155322-0-01	Z-17	
154841-0-01	A-88		154962-0-01	G-18		155196-0-01	Q-11		155323-0-00	Z-43	
154842-0-01	A-69		154964-0-01	G-38		155197-0-01	Q-11- 1		155324-0-01	Z-47	
154843-0-00	A-70		154965-0-01	G-39		155198-0-01	Q-11- 5		155325-0-01	Z-47-10	
154847-0-01	A-96		154966-0-01	G-40		155199-0-01	Q-11- 8		155326-0-01	Z-47- 9	
154848-0-01	A-99			M-11- 6					155327-0-01	S- 1	
154852-0-01	A-97		154968-0-01	G-45		155201-0-01	Q-11- 6		155329-0-01	Q- 1- 7	
154854-0-01	A-97- 6		154969-0-01	G-45- 8		155202-0-01	Q-11- 4		155330-0-01	Q- 1- 7- 1	
154855-0-00	A-97- 2			G-46- 8		155203-0-01	Q-11- 2		155340-0-01	A-95	
154856-0-00	A-97- 5			G-47- 8		155205-0-01	Q-13		155348-0-00	F-61	
154865-0-01	C- 8			G-48- 8		155207-0-01	M-14		155316-0-01	D- 4	
154868-0-01	C- 3			G-49- 6		155208-0-01	M-14- 5			E- 3	
154869-0-00	C- 4			G-53- 6		155212-0-01	M-11			F-26	
154870-0-01	C- 7		154970-0-01	G-46		155213-0-01	M-11- 8		155319-0-01	A-30	
154871-0-01	C- 9		154971-0-01	G-51		155214-0-00	M-11- 8- 1		155320-0-00	A-30- 2	
154872-0-01	C-10		154972-0-01	G-51- 6		155215-0-00	M-11- 8- 3		155347-0-01	Q- 1	
154873-0-01	C-11			G-52- 6		155216-0-00	M-11- 1		155352-0-01	A-72	
154875-0-01	C-12		154973-0-01	G-53		155217-0-01	M-11- 4		155339-0-00	M- 2	
154875-0-01	G-21		154974-0-01	G-49		155218-0-01	M-11- 3		155355-0-00	A-63	
154876-0-01	C-14		154975-0-01	G-52		155219-0-00	M- 3		155360-0-01	F-47	
154877-0-01	C-15		154976-0-01	G-47		155220-0-00	M- 6		155363-0-01	B-14, D- 2	
154878-0-01	C-16		155125-0-01	F-45		155222-0-01	M- 4			E-15, H- 4	
154879-0-00	C-18		155132-0-01	F-45- 9		155223-0-01	M- 1		156091-0-01	T-11	
154880-0-01	C-17		155133-0-01	F-45-10		155224-0-01	M- 9		181031-0-01	R- 1	
154881-0-00	C-19		155134-0-01	F-45- 1		155225-0-01	D- 3		181909-0-03	A-54	
154882-0-01	C-21		155138-0-01	F-59		155225-0-01	E- 2			F-27	
154885-0-01	C-13		155139-0-01	F-57		155228-0-01	D- 3			F-52	
154886-0-01	C-23		155140-0-01	F- 4		155239-0-00	D- 1		148797-0-01	Q-11-10	
154887-0-01	C-22		155141-0-00	F- 6		155230-0-00	D- 7		181969-0-03	G-24	
154888-0-01	B-15		155142-0-00	F-10		155231-0-01	D- 8		181993-0-01	K-34- 3	
154891-0-01	B-11		155143-0-00	F-16		155230-0-00	D- 9		181995-0-01	Q- 3- 7	
154892-0-00	B-13		155144-0-01	F- 1		155240-0-01	D-11		210973-0-01	Z-17	
154893-0-01	E-15		155145-0-00	F- 2		155241-0-01	D-14		211964-0-01	Z-47- 6	



118-611  
195611-0-02  
March, 1981