

# INDUSTRIAL SEWING MACHINE

## STRAIGHT LOCK STITCH SEWING MACHINE

- Lower Feed
- Needle Feed
- Adjustable Top And Bottom Feed
- Lower Feed With Side Cutter
- Needle Feed With Side Cutter
- Cylinder Bed Needle Feed

1  
|  
4

## ZIGZAG LOCK STITCH SEWING MACHINE

5

## TWIN NEEDLE LOCK STITCH SEWING MACHINE

- Needle Feed
- Split Needle Bar

6  
7

## CHAIN STITCH SEWING MACHINE

- Double Chain Stitch
- Blind Stitch

8  
9

## OVEREDGE SEWING MACHINE

- Overlock
- Safety Stitch

10  
11

## COVERING MACHINE

- Bottom Covering
- Top And Bottom Covering

12  
13

## BAR TACKING MACHINE

- Tacking
- Belt Loop Attaching
- Eyelet Buttonhole End Sewing
- Pattern Sewing

14  
15

## BUTTONHOLE SEWING MACHINE

- Straight Buttonhole
- Eyelet Buttonhole

16

## BUTTON ATTACHING MACHINE

- Chain Stitch
- Lock Stitch

17

## AUTOMATIC SEWING MACHINE

- Pattern Sewing

18  
19





















## PROGRAMMING SOFTWARE





















20



















## MOTOR

21

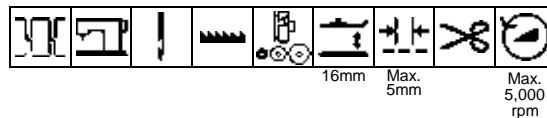
# PICTOGRAPHIC INDICATIONS

<b>Sewing type</b>		Lock stitch
		Chain stitch
		Double chain stitch
		Zigzag stitch
		Button sewing
		Button holing
		Button holing
		Bar tacking
		Decorative stitch
		Blind stitch
		Overedge stitch
		Safety stitch
<b>Bed type</b>		Flat type
		Cylinder type
		Box type
		Post type
<b>No. of needles</b>		1-needle
		2-needle
		3-needle
<b>No. of thread</b>		No. of threads

<b>Feed type</b>		Lower feed (bottom feed)
		Differential feed
		Needle feed
		Top and bottom feed
		Adjustable top and bottom feed
		Unison feed
		Wheel feed
	<b>Hook type and size</b>	
		Double vertical hook (horizontal axis)
		Triple vertical hook (horizontal axis)
		Standard horizontal hook (vertical axis)
		Double horizontal hook (vertical axis)
		Triple horizontal hook (vertical axis)
<b>Sewing material</b>		Light-weight materials
		Medium-weight materials
		Heavy-weight materials
		Extra heavy-weight materials
<b>Size/value (mm)</b>		Needle gauge
		Stitch width
		Height of presser foot

<b>Size/capacity (mm)</b>		Sewing area
		Needle stroke
<b>Stitch length (mm)</b>		Stitch length
		Stitch length
<b>Upper feed amount (mm)</b>		Upper feed amount
		Upper feed amount
		Upper feed amount
<b>Bottom feed variable amount</b>		Differential ratio
		Differential ratio
		Differential ratio
<b>Additional functions/devices</b>		Side cutter
		Center knife
		Thread trimmer
		Automatic presser foot lifter
		Thread wiper
<b>Sewing speed (rpm)</b>		Maximum sewing speed (with speed control function)
		Maximum sewing speed
<b>Energy (l/min)</b>		Air consumption

**SINGLE NEEDLE DIRECT DRIVE STRAIGHT LOCK STITCHER WITH THREAD TRIMMER**  
**S-7200A**



S-7200A-

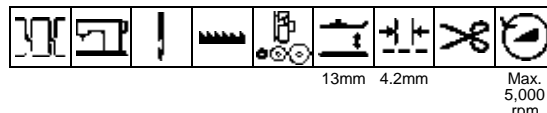
	Quick back device	Thread wiper	Solenoid-type presser lifter
4	○	○	-

	Lubrication type
0	Minimum lubrication
3	Semi dry
5	Complete dry

	Application
S	Light and difficult-to sew materials
3	Medium materials
5	Heavy materials

Solenoid foot lifter: optional

**SINGLE NEEDLE STRAIGHT LOCK STITCHER WITH THREAD TRIMMER**  
**SL-737A**  
**SL-2010**



737A

SL-737A-  0

	Thread trimmer	Quick back device	Thread wiper	Presser foot lifter
1	○	-	-	-
3	○	-	○	-
4	○	○	○	-
9	○	○	○	○ (Solenoid)
B	○	○	○	○ (Built-in)

	Application
1	Light materials
3	Medium materials
5	Heavy materials

SL-2010-  0

	Thread trimmer	Quick back device	Thread wiper	Presser foot lifter
1	○	-	-	-
4	○	○	○	-
B	○	○	○	○ (Built-in)

	Application
3	Medium materials
5	Heavy materials

**SINGLE NEEDLE STRAIGHT LOCK STITCHER**  
**SL-7360**  
**SL-1010**

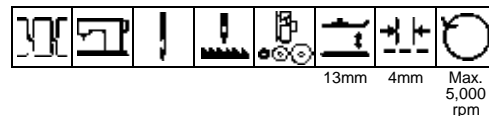


1010

SL-7360-   
SL-1010-

	Application
1	Thin materials
3	Medium materials
5	Heavy materials
6	Heavy materials
7	Heavy materials

**SINGLE NEEDLE NEEDLE FEED LOCK  
STITCHER  
SN-7210**



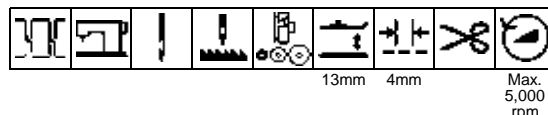
2



SN-7210-□

Application	
3	Medium materials
5	Heavy materials

**SINGLE NEEDLE NEEDLE FEED LOCK  
STITCHER WITH THREAD TRIMMER  
SN-7220**

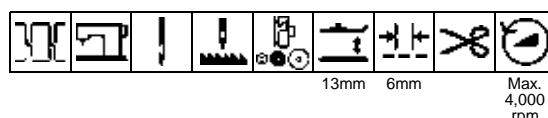


SN-7220-□ 0 □

	Thread trimmer	Quick back device	Thread wiper	Presser foot lifter
1	○	-	-	-
4	○	○	○	-
9	○	○	○	○ (Solenoid)

Application	
3	Medium materials
5	Heavy materials

**SINGLE NEEDLE NEEDLE FEED LOCK  
STITCHER WITH LARGE HOOK AND THREAD  
TRIMMER  
SN-7240**



SN-7240-□ 0 □

	Thread trimmer	Quick back device	Thread wiper	Presser foot lifter
1	○	-	-	-
4	○	○	○	-
9	○	○	○	○ (Solenoid)

Application	
5	Heavy materials

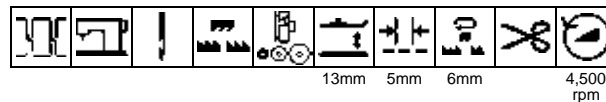
**SINGLE NEEDLE ADJUSTABLE TOP AND  
BOTTOM FEED LOCK STITCHER  
SA-7730**



SA-7730-0 □

Application		
3	Bottom feed	5mm
	Top feed	5mm
6	Bottom feed	5mm
	Top feed	8mm

**SINGLE NEEDLE ADJUSTABLE TOP AND BOTTOM FEED LOCK STITCHER WITH THREAD TRIMMER**



13mm 5mm 6mm 4,500 rpm

**SA-7740**



SA-7740-□ 0 □

	Thread trimmer	Quick back	Thread wiper	Automatic presser foot lifter
1	○	—	—	—
3	○	○	—	—
4	○	○	○	—
9	○	○	○	○ (Solenoid)

Application		
3	Bottom feed	5mm
	Top feed	5mm
6	Bottom feed	5mm
	Top feed	8mm

**SINGLE NEEDLE STRAIGHT LOCK STITCHER WITH SIDE CUTTER**



13mm 4mm 4,500 rpm

**SL-777A**



SL-777A-□ / □ □

Application		Cutting width	
3	Medium materials	32	3.2mm
		48	4.8mm
		64	6.4mm

Cutting width: 3.2mm, 4.8mm, 6.4mm

**SINGLE NEEDLE STRAIGHT LOCK STITCHER WITH SIDE CUTTER AND THREAD TRIMMER**



11mm 4mm 5,000 rpm

**SL-778A**



SL-778A-□ 0 □

	Thread trimmer	Quick back device	Thread wiper	Presser foot lifter
1	○	—	—	—
4	○	○	○	—
9	○	○	○	○ (Solenoid)

Application	
3	Medium materials

Cutting width: 3.2mm

**SINGLE NEEDLE NEEDLE FEED LOCK STITCHER WITH SIDE CUTTER**



11mm 5mm 5,000 rpm

**SN-771A**

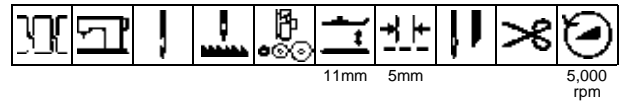


SN-771A-□

Application	
3	Medium materials

Cutting width: 3.2mm

## SINGLE NEEDLE NEEDLE FEED LOCK STITCHER WITH SIDE CUTTER AND THREAD TRIMMER SN-772A



4



SN-772A-□ 0 □

	Thread trimmer	Quick back device	Thread wiper	Presser foot lifter
1	○	—	—	—
4	○	○	○	—
9	○	○	○	○ (Solenoid)

	Application
3	Medium materials

Cutting width: 3.2mm

## SINGLE NEEDLE CYLINDER BED NEEDLE FEED LOCK STITCHER SC-7750

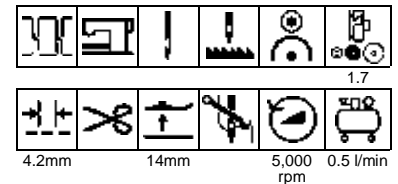


SC-7750-00 □

	Application
5	Heavy materials

Bottom hemming for jeans

## SINGLE NEEDLE CYLINDER BED NEEDLE FEED LOCK STITCHER WITH THREAD TRIMMER SC-7760



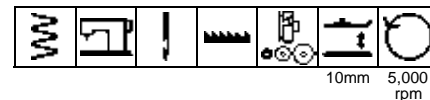
SC-7760-□ 0 □

	Application
5	Heavy materials

Bottom hemming for jeans

	Thread trimmer	Thread wiper	Presser foot lifter
7	○	○	○ (Pneumatic)

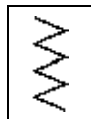
# SINGLE NEEDLE ZIGZAG LOCK STITCHER ZM-850A



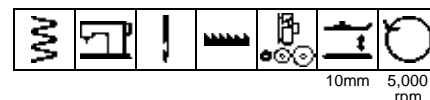
ZM-850A-00  /

Use		Max. zigzag width	
1	General (foundation) Max. stitch length 2.5mm	5	5mm (for -001 only)
3	General (long stitch) Max. stitch length 5mm	8	8mm

Sewing pattern




# SINGLE NEEDLE ZIGZAG LOCK STITCHER ZM-851A



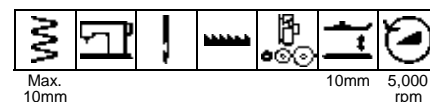
ZM-851A-00

Use		Max. zigzag width
1	General (foundation) Max. stitch length 2.5mm	8mm

Sewing pattern



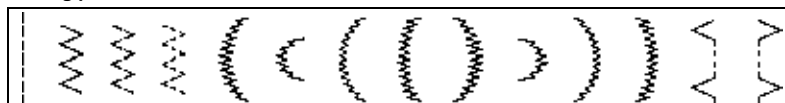
# ELECTRONIC SINGLE NEEDLE ZIGZAG LOCK STITCHER ZE-855A



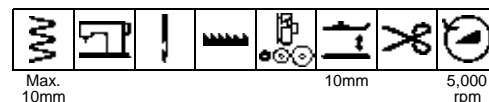
ZE-855A-  0

Back tack/ Condense device		Use	
0	-	1	General (foundation) Max. stitch length 2.5mm
A	○	3	General (long stitch) Max. stitch length 5mm

Sewing patterns




# ELECTRONIC SINGLE NEEDLE ZIGZAG LOCK STITCHER WITH THREAD TRIMMER ZE-856A



ZE-856A-  0

	Thread trimmer	Upper thread feeding device	Back tack/ Condense device	Thread wiper	Solenoid type presser foot lifter	Use	
3	○	○	○	-	-	1	General (foundation) Max. stitch length 2.5mm
4	○	○	○	○	-	3	General (long stitch) Max. stitch length 5mm
9	○	○	○	○	○		

Sewing patterns



**TWIN NEEDLE NEEDLE FEED LOCK STITCHER**

**TN-842A**

**TN-842B With thread trimmer**



0.5-77mm 13mm 4mm Max. 4,000 rpm



2.0-38.1mm 10mm 4mm Max. 4,000 rpm

**TN-842A-0**

	Quick back device	Needle/Drop feed switching	Built-in synchronizer	Application	Needle gauge
0	-	-	-	3 Medium materials	048 4.8mm
1*	○	-	-	5 Heavy materials	064 6.4mm
2*	-	○	-	F Foundation	079 7.9mm
3*	○	○	-		770 77.0mm

\* For -0  F only

**TN-842B-0**

	Thread trimmer	Quick back device	Thread wiper	Application	Needle gauge
1	○	-	-	3 Medium materials	048 4.8mm
4	○	○	○	5 Heavy materials	064 6.4mm
9	○	○	○	Solenoid type presser foot lifter	
C	○	○	○	Needle/Drop feed switching	

**TWIN NEEDLE NEEDLE FEED LOCK STITCHER WITH LARGE HOOK**

**TN-872A**

**TN-872B With thread trimmer**



3.2-68mm 13mm 7mm 3,000 rpm



2.4-38.1mm 10mm 7mm 3,000 rpm

**TN-872A-00**

	Application	Needle gauge
3	Medium materials	048 4.8mm
5	Heavy materials	064 6.4mm

**TN-872B-0**

	Thread trimmer	Quick back device	Thread wiper	Application	Needle gauge
4	○	○	○	3 Medium materials	064 6.4mm
9	○	○	○	5 Heavy materials	
				Solenoid type presser foot lifter	

**TWIN NEEDLE NEEDLE FEED SPLIT NEEDLE BAR LOCK STITCHER**

**TN-845A**

**TN-845B With thread trimmer**



3.2-15.9mm 13mm 5mm 3,000 rpm



2.4-15.9mm 10mm 5mm 3,000 rpm

**TN-845A-00**

	Application	Needle gauge
3	Medium materials	048 4.8mm
5	Heavy materials	064 6.4mm
7	Extra heavy materials	079 7.9mm

**TN-845B-0**

	Thread trimmer	Quick back device	Thread wiper	Application	Needle gauge
1	○	-	-	3 Medium materials	048 4.8mm
4	○	○	○	5 Heavy materials	064 6.4mm
9	○	○	○	7 Extra heavy materials	
C	○	○	○	F Foundation	
				Solenoid type presser foot lifter	
				Needle/Drop feed switching	



**TWIN NEEDLE NEEDLE FEED SPLIT NEEDLE  
BAR LOCK STITCHER WITH LARGE HOOK**

**TN-875A**

**TN-875B With thread trimmer**



3.2-15.9mm 13mm 7mm 3,000 rpm



2.4-15.9mm 10mm 7mm 3,000 rpm



TN-875A-00

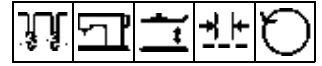
TN-875B-0

Application		Needle gauge	
3	Medium materials	064	6.4mm
5	Heavy materials		
7	Extra heavy materials		

	Thread trimmer	Quick back device	Thread wiper	
1	○	—	—	
4	○	○	○	
9	○	○	○	Solenoid type presser foot lifter

Application		Needle gauge	
3	Medium materials	064	6.4mm
5	Heavy materials		
7	Extra heavy materials		

## FLAT BED DOUBLE CHAIN STITCHER DB-2610



DB-2610-00 - /

Feed type	
1	Lower feed
D	Differential feed
P	Lower feed with rear puller

No. of needles	
1	1 needle
2	2 needles
3	3 needles

Needle gauge	
00	1 needle
04	0.4mm
64	6.4mm
72	7.2mm
M1	Attaching pocket facing 2.5 - 6.4mm

Device	
CH1	Pneumatic chain cutter
CH2	Vacuum chain cutter

Application	
1	Plain stitching, Medium materials (1 needle)
2	Sewing lap seams, Medium materials (2 needles)
3	Sewing lap seams, Heavy materials (Flat needle plate, 2 needles)
4	Sewing lap seams, Heavy materials (Height difference of needle plate: 1.9mm, 2 needles)
5	Sewing reverse lap seams, Heavy materials (Flat needle plate, 2 needles)
T	Plain stitching, Medium materials (Tandem 2 needles)
M	Attaching pocket facing to pockets (3 needles)

8

## FOUR NEEDLE DOUBLE CHAIN STITCHER DB-2810



DB-2810- - /

Applications	
00	Plain stitching
20	Elastic gathered waistbands (with bottom metering device and puller)
40	Shirtfronts (with puller)
50	Waistbands (for medium materials, with puller)
60*	Waistbands (for heavy materials, with puller)

Needle gauge	
E0A34	Uniform intervals 19.1 mm
E1A00	Uniform intervals 25.4 mm
E1A18	Uniform intervals 28.6 mm
E1A14	Uniform intervals 31.8 mm
E1A12	Uniform intervals 38.1 mm
U1401	6.4 - 25.4 - 6.4 mm
U3678	4.8 - 22.3 - 4.8 mm
U1434	6.4 - 19.1 - 6.4 mm
U3601	4.8 - 25.4 - 4.8 mm
U3643	4.8 - 19.1 - 4.8 mm

Device	
TC1	Pneumatic tape cutter
TC3	Solenoid tape cutter

No. of needles	
4	4 needles

\* Except for U3643, can not be attached to -60 spec.

The gauge parts for Twin needle and 6.4mm (1/4) needle gauge are available. These are used for hemming jeans pockets.

## CYLINDER BED NEEDLE FEED DOUBLE CHAIN STITCHER DC-2910



DC-2910- - /

Application	
60	Attaching waistband

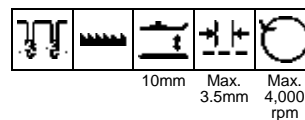
No. of needles	
2	2 needles
4	4 needles

Needle gauge	
E1A14	31.8mm (1 1/4) (2 needles)
E1A38	34.9mm (1 3/8) (2 needles)
U1401	6.4-25.4-6.4 mm (1/4-1-1/4) (4 needles)

Device	
	Presser lifter kit
	Needle cooler
	Impact cutter kit

**TWIN NEEDLE (THREE NEEDLE) FEED OFF THE ARM DOUBLE CHAIN STITCHER**

**DA-9270**



DA-9270-

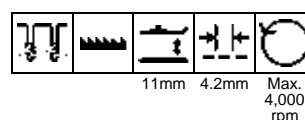
Applications	No. of needles	Needle gauge*	Needle	Lapper size
1 Light materials	2 2 needles	48 4.8mm (3/16)	TV x 64 #12	M Light materials
		64 6.4mm (1/4)		L Medium materials
2 Light-medium materials	2 2 needles	32 3.2mm (1/8)	TV x 64 #14	H Heavy materials
		40 4.0mm (5/32)		X Extra heavy materials
		48 4.8mm (3/16)		
3 Medium materials	2 2 needles	64 6.4mm (1/4)	TV x 64 #16	
A Light materials, with puller	2 2 needles	48 4.8mm (3/16)	TV x 64	
		64 6.4mm (1/4)	#11PSU	
	3 3 needles	64 6.4mm (1/4)	TV x 64 #11PSU	

Device	
Needle thread cooler	
Chain cutter	

\* 3-needle means total needle gauge

**THREE NEEDLE (TWIN NEEDLE) FEED OFF THE ARM DOUBLE CHAIN STITCHER**

**DA-9280**



DA-9280-

Applications	No. of needles	Needle gauge*	Needle	Lapper size
5 Heavy materials	3 3 needles	64 6.4mm (1/4)	TV x 5 #21	M Light materials
7 Extra heavy Materials (denim)	2 2 needles	64 6.4mm (1/4)	TV x 5 #22	L Medium materials
	3 3 needles	64 6.4mm (1/4)	TV x 5 #22	H Heavy materials
C Heavy materials, with puller	3 3 needles	64 6.4mm (1/4)	TV x 5 #21	X Extra heavy materials
D Extra heavy Materials (denim), with puller	2 2 needles	64 6.4mm (1/4)	TV x 5 #22	
	3 3 needles	64 6.4mm (1/4)	TV x 5 #22	
		80 8.0mm (5/16)		


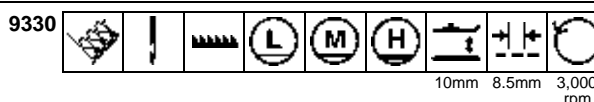
Device	
Needle thread cooler	
Chain cutter	

\* 3-needle means total needle gauge

**BLIND STITCHER**

**JC-9330**

**JC-9331 With thread trimmer**



JC-9330-


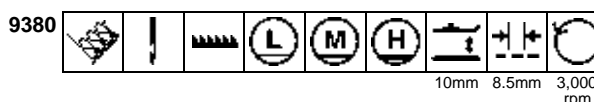
JC-9331-

Device	
0	-
1	Manual thread trimmer
2	Automatic stitch fastening device, Automatic thread fastening device

**BLIND STITCHER (WITH DIFFERENTIAL FEED MECHANISM)**

**JC-9380**

**JC-9381 With thread trimmer**



JC-9380-

JC-9381-

Device	
0	-
1	Manual thread trimmer
2	Automatic stitch fastening device, Automatic thread fastening device

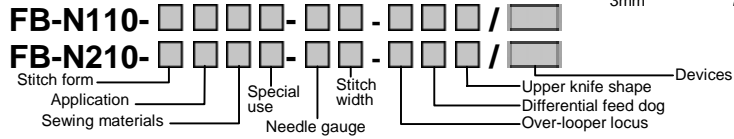
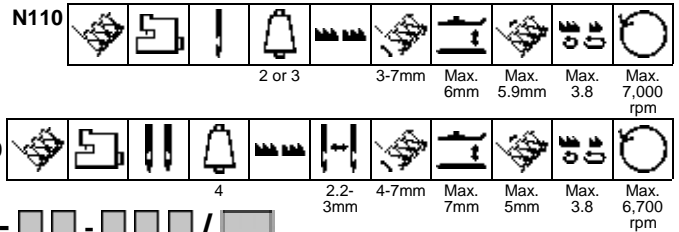
**HIGH SPEED OVERLOCK SEWING MACHINE**

**FB-N110** Single needle

**FB-N210** Twin needle



N21



Device	
Automatic tape cutter	Tape cutter
Semi-auto backtack device	Pneumatic auto foot lifter
Vertical chain cutter	Pneumatic cleaner set
Horizontal chain cutter	

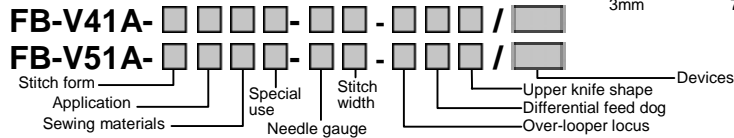
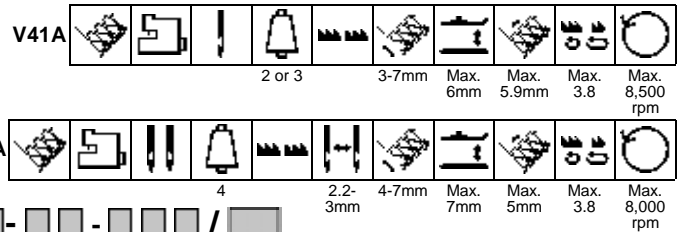
**ULTRA HIGH SPEED OVERLOCK SEWING MACHINE**

**FB-V41A** Single needle

**FB-V51A** Twin needle



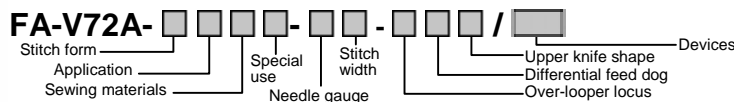
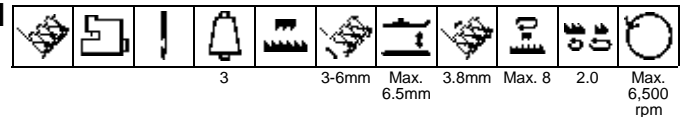
V51A



Device	
Automatic tape cutter	Tape cutter
Semi-auto backtack device	Pneumatic auto foot lifter
Vertical chain cutter	Pneumatic cleaner set
Horizontal chain cutter	

**HIGH SPEED ADJUSTABLE TOP AND BOTTOM FEED OVERLOCK SEWING MACHINE**

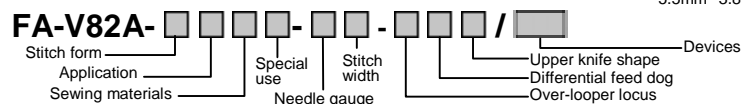
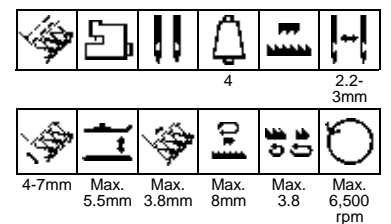
**FA-V72A** Single needle, Front feed



Device	
Automatic tape cutter	Tape cutter
Vertical chain cutter	Pneumatic auto foot lifter
Horizontal chain cutter	

**HIGH SPEED ADJUSTABLE TOP AND BOTTOM FEED OVERLOCK SEWING MACHINE**

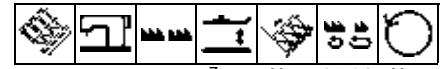
**FA-V82A** Twin needle, Front feed



Device	
Automatic tape cutter	Tape cutter
Vertical chain cutter	Pneumatic auto foot lifter
Horizontal chain cutter	



## FLAT BED BOTTOM COVERING STITCHER CB-2710



7mm Max. 4.2mm 0.7-1.8 Max. 6,500 rpm



CB-2710-00   -    /

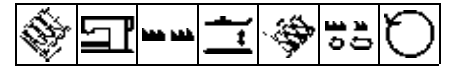
Application	
T2	Belt loop sewing (For heavy materials)
U1	Belt loop sewing with front cutter (For light and medium materials, with front cutter)
U2	Belt loop sewing with front cutter (For heavy materials, with front cutter)

No. of needles	
2	2 needles

Needle gauge	
48	4.8 mm
56	5.6 mm
64	6.4 mm

Device	
TC1	Pneumatic tape cutter
TC3	Solenoid tape cutter
ATC1	Automatic tape cutter
CH1	Pneumatic chain cutter
CH2	Vacuum-type chain cutter
PM1	Pulse motor drive top metering device

## CYLINDER BED TOP AND BOTTOM COVERING STITCHER CC-2520



Max. 7mm 4.2mm 0.6-1.4 Max. 6,000 rpm



CC-2520-00   -    /


Application	
11	Plain stitching
21	Tape attaching
33	Covering (4 row differential feed dog)
35	Covering (3 row adjustable differential feed dog)
51	Hem stitching (The guide on the front cover)
61	Elastic hemming (With puller)
71	Elastic lace attaching (With top metering, right knife)
X1	Hem stitching (With left knife)

No. of needles	
2	2 needles
3	3 needles

Needle gauge	
48	4.8 mm
56	5.6 mm
64	6.4 mm

Device	
TC1	Pneumatic tape cutter
TC3	Solenoid tape cutter
ATC1	Automatic tape cutter
PM1	Pulse motor drive top metering device

## CYLINDER BED TOP AND BOTTOM COVERING STITCHER WITH THREAD TRIMMER CC-2570



Max. 7mm 4.2mm 0.6-1.4 Max. 6,000 rpm



CC-2570-    -

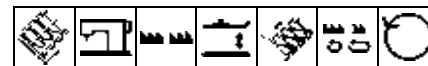
	Solenoid thread trimmer	Pneumatic thread trimmer	Solenoid top covering thread trimmer	Solenoid presser foot lifter	Pneumatic presser foot lifter
13	○	—	—	○	—
23	—	○	—	—	○
32	○	—	○	—	—
34	○	—	○	○	—
44	—	○	○	—	○

Application	
11	Plain stitching
33	Covering
51	Hem stitching (The guide on the front cover)
53	Hem stitching (The guide on the needle plate)
56	Circular hemming (With puller binder opener, tension roller)
61	Elastic hemming (With puller)
V1	Spun knit elastic loop attaching (With puller binder opener, tension roller)
W1	Wide elastic loop attaching (With puller tension roller, right knife)
X1	Hem stitching (With left knife)
X3	Hem stitching (With puller binder, left knife)
X6	Circular hemming (With puller binder opener, tension roller, left knife)

Needle gauge	
48	4.8 mm
56	5.6 mm
64	6.4 mm

No. of needles	
2	2 needles
3	3 needles

# FLAT BED TOP AND BOTTOM COVERING STITCHER CB-2720



5mm Max. 3.6mm 0.7-1.8 Max. 6,000 rpm



CB-2720-00 [ ] [ ] - [ ] [ ] [ ] / [ ]

	Application
11	Plain stitching
21	Tape attaching
31	Covering
71	Elastic lace attaching (With top metering, edge trimming device)
7■	Elastic lace attaching (With pulse motor drive top metering, edge trimming device)

	No. of needles
2	2 needles
3	3 needles

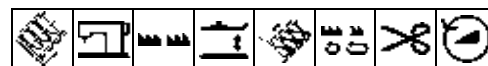
	Needle gauge
32*	3.2 mm
40*	4.0 mm
48	4.8 mm
56	5.6 mm
64	6.4 mm

\* Only for 2 needles

	Device
TC1	Pneumatic tape cutter
TC3	Solenoid tape cutter
ATC1	Automatic tape cutter
CH1	Pneumatic chain cutter
CH2	Vacuum-type chain cutter
PM1	Pulse motor drive top metering device

■: B (110V), E (220V), F (230V)  
G (240V), H (380V), 5 (415V)

# FLAT BED TOP AND BOTTOM COVERING STITCHER WITH THREAD TRIMMER CB-2770



5mm 3.6mm 0.7-1.8 6,000 rpm



CB-2770- [ ] [ ] [ ] [ ] - [ ] [ ] [ ]

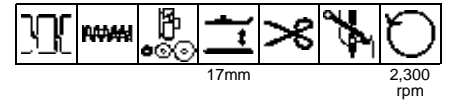
	Solenoid thread trimmer	Pneumatic thread trimmer	Solenoid top covering thread trimmer	Solenoid presser foot lifter	Pneumatic presser foot lifter
13	○	-	-	○	-
23	-	○	-	-	○
32	○	-	○	-	-
34	○	-	○	○	-
44	-	○	○	-	○

	Application
11	Plain stitching
33	Covering
51	Hem stitching (The guide on the front cover)

	Needle gauge
48	4.8 mm
56	5.6 mm
64	6.4 mm

	No. of needles
2	2 needles
3	3 needles

# LOCKSTITCH BAR TACKER KM-430B

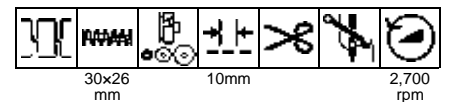


KM-430B - 0

Pedal	
0	1-pedal
2	2-pedal

	Material	Pattern	No. of stitches	Tack length	Tack width
1	General		42	7 – 16 mm	1 – 2 mm
2	Denim		42	7 – 20 mm	1 – 3 mm
5	General		28	4 – 10 mm	1 – 2 mm
7	Knitted		28	4 – 8 mm	1 – 2 mm

# ELECTRONIC LOCKSTITCH BAR TACKER KE-430C

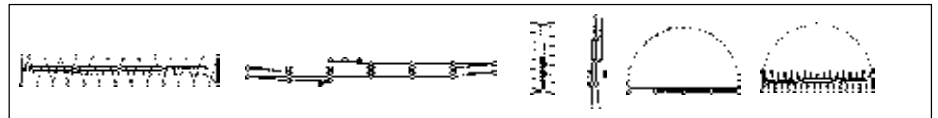


KE-430C - 0

	Material
1	Ordinary materials
2	Denim
7	Knitted materials

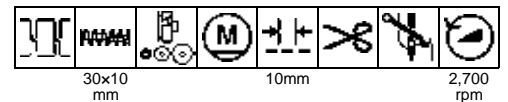
\* To prevent thread breakage due to heat, set the sewing speed to a maximum of 2,000 rpm for sewing, ordinary materials and knitted materials.  
\* The difference between -1 nad-5 specifications is that the standard work clamp and feed plate are different.

Sewing pattern example



• Make sure that the sewing pattern is within the dimensional limits of the work clamp and feed plate.

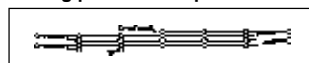
# ELECTRONIC LOCKSTITCH BELT LOOP BAR TACKER KE-431C



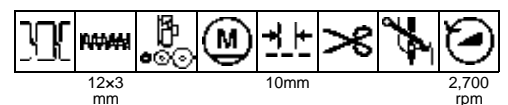
KE-431C - 0

	Bar tacking length
2	6-14 mm
3	14-25 mm

Sewing pattern example



# ELECTRONIC LOCKSTITCH EYELET BUTTONHOLE END BAR TACKER KE-432C

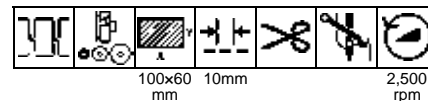


Sewing pattern example





## ELECTRONIC LOCKSTITCH PATTERN TACKER KE-434C

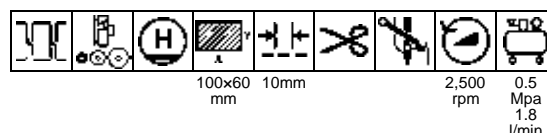


KE-434C- X

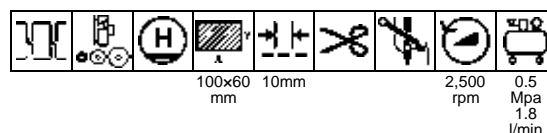
Material	
1	Medium materials
2	Heavy materials

At the time of shipment, the P-ROM for the KE-434C-X will be blank and the presser foot and feed plate will be unmodified. The presser foot, feed plate and P-ROM specifications can be specified in detail to suit your requirements when ordering.

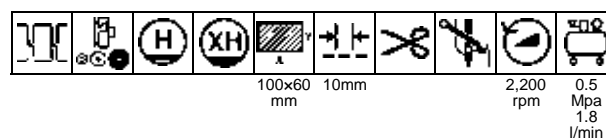
## ELECTRONIC LOCKSTITCH PATTERN TACKER WITH STEPPING FOOT KE-435C



## ELECTRONIC LOCKSTITCH PATTERN TACKER WITH STEPPING FOOT AND PROGRAMMING FUNCTION KE-436C



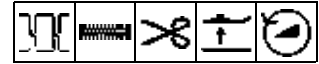
## ELECTRONIC LOCKSTITCH PATTERN TACKER WITH TREBLE HOOK KE-484C



KE-484C-X

At the time of shipment, the P-ROM will be blank and the presser foot and feed plate will be unmodified. The presser foot, needle plate and P-ROM specifications can be specified in detail to suit your requirements when ordering.

# ELECTRONIC LOCKSTITCH BUTTON HOLER HE-8000




Max. 6x70 mm      Max. 13mm Change-able      4,000 rpm



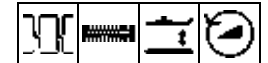
HE-8000-

Application	
2	Woven articles such as shirts, blouses, work clothes and women's clothes (Max. buttonhole length 40 mm)
3	Knitted articles such as underwear, sweaters, cardigans and jergeys (Max. buttonhole length 40 mm)
5	Belt holes for child seats and baby capsules (Max. buttonhole length 70 mm)

Sewing patterns



# LOCKSTITCH BUTTON HOLER HM-818A



2-6 x 32mm      Max. 12mm      Max. 3,600 rpm



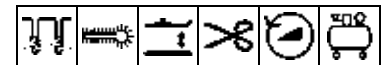
HM-818A-

Application	
2	General buttonholes for woven materials
3	General buttonholes for knitted materials

Sewing pattern



# ELECTRONIC EYELET BUTTON HOLER RH-9800



16mm      2,200 rpm      43.2 l/min

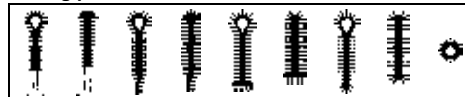


RH-9800-

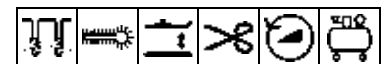
Application	Upper thread trimmer	Lower thread trimmer		Upper thread nipper*	Fly indexer	Upper gimp guide*	Circular stitching buttonhole set	Round bar tacking set
		Long	Short					
00	○	—	—	Option*	—	Option*	Option	Option
01	○	○	—	Option*	—	Option*	Option	Option
02	○	—	○	Option	Option	—	—	—
03	○	—	—	○	—	—	—	Option
04	○	○	—	○	—	—	—	Option
12	○	—	○	Option	—	—	—	Option
52	○	—	○	Option	○	—	—	—

\* The upper thread nipper cannot be used in conjunction with the upper gimp guide.

Sewing patterns



# ELECTRONIC EYELET BUTTON HOLER RH-981A



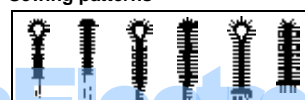
16mm      2,200 rpm      43.2 l/min



RH-981A-

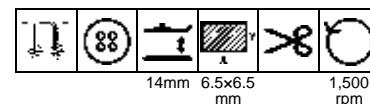
	Upper thread trimmer	Lower thread trimmer		Fly indexer	Upper thread nipper	Special lapel cutting device
		Long	Short			
00	○	—	—	—	Option	Option
01	○	○	—	—	Option	Option
02	○	—	○	Option	Option	—
12	○	—	○	—	Option	—
52	○	—	○	○	Option	—

Sewing patterns



PD-9810: Programmer (optional)

# CHAINSTITCH BUTTON SEWER WITH THREAD TRIMMER BM-917B

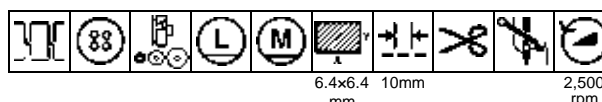


BM-917B-00

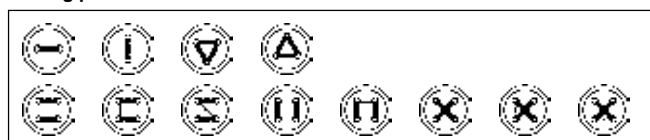
	Sewing pattern	No. of stitches		Sewing pattern	No. of stitches
1		8, 16, 32	5		8, 16, 32
2	Button sewing in invert "C" shape	6, 12, 24	6	Button sewing "X" shape	6, 12, 24
3		8, 16, 32			
4	Button sewing "Z" shape	6, 12, 24			

Button size: 10-30mm

# ELECTRONIC LOCKSTITCH BUTTON SEWER BE-438C

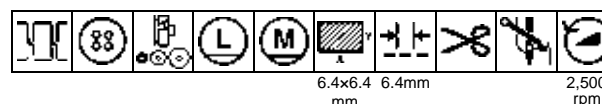


Sewing patterns

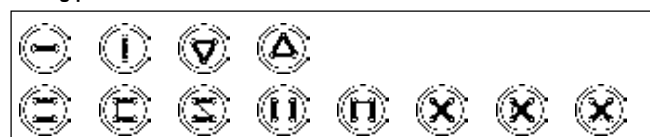


Button size: 8-30mm

# ELECTRONIC LOCKSTITCH BUTTON SEWER WITH BUTTON FEEDER BAS-016B

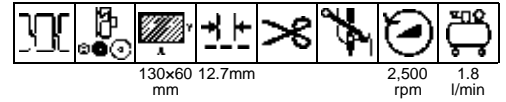


Sewing pattern



Button size: 9-22mm

**PROGRAMMABLE ELECTRONIC PATTERN  
SEWER WITH CYLINDER BED  
BAS-311F-0**



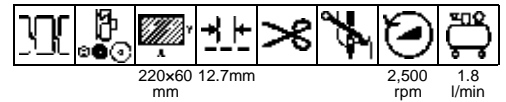
**BAS-311F-0** ■ ■

Application	
1	Heavy materials
2	Medium materials
3	Extra heavy materials

Work clamp drive	
S	Solenoid type
A	Pneumatic type

Machine dimensions : 1,200 (W) × 590 (D) × 1,120 – 1,350 (H) mm  
 Power supply : Single-phase 110V, 220V, 230V, 240V  
 3-phase 220V, 380V, 400V, 600VA

**PROGRAMMABLE ELECTRONIC PATTERN  
SEWER WITH CYLINDER BED  
BAS-311F-L**



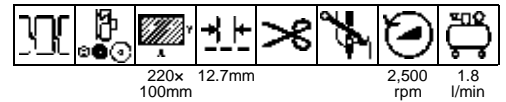
**BAS-311F-L** ■ ■

Application	
1	Heavy materials

Work clamp drive	
A	Pneumatic type

Machine dimensions : 1,200 (W) × 590 (D) × 1,120 – 1,350 (H) mm  
 Power supply : Single-phase 110V, 220V, 230V, 240V  
 3-phase 220V, 380V, 400V, 600VA

**PROGRAMMABLE ELECTRONIC PATTERN  
SEWER WITH CYLINDER BED  
BAS-326F-0**



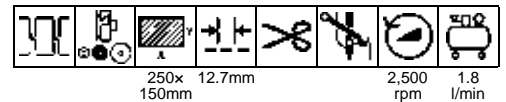
**BAS-326F-0** ■ ■

Application	
1	Heavy materials
2	Medium materials

Work clamp drive	
A	Pneumatic type

Machine dimensions : 1,200 (W) × 590 (D) × 1,120 – 1,350 (H) mm  
 Power supply : Single-phase 110V, 220V, 230V, 240V  
 3-phase 220V, 380V, 400V, 600VA

**PROGRAMMABLE ELECTRONIC PATTERN  
SEWER WITH CYLINDER BED  
BAS-341F**



**BAS-341F- 0** ■ ■ ■

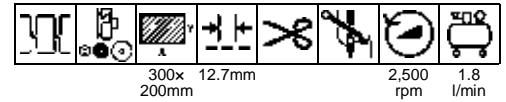
Application	
1	Heavy materials

Work clamp drive	
A	Pneumatic type

Work clamp type	
1	Unit work clamp
2	Separate work clamp

Machine dimensions : 1,200 (W) × 1,220 (D) × 1,180 – 1,450 (H) mm  
 Power supply : Single-phase 110V, 220V, 230V, 240V  
 3-phase 220V, 380V, 400V, 900VA

**PROGRAMMABLE ELECTRONIC PATTERN  
SEWER WITH CYLINDER BED  
BAS-342F**

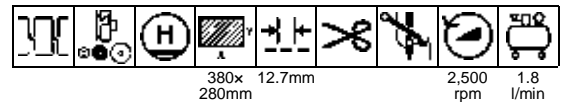


**BAS-342F-0** ■ ■ ■

Application	Work clamp drive	Work clamp type
1 Heavy materials	A Pneumatic type	1 Unit work clamp
		2 Separate work clamp

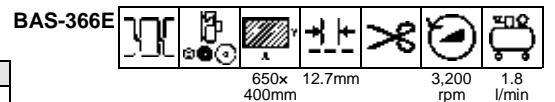
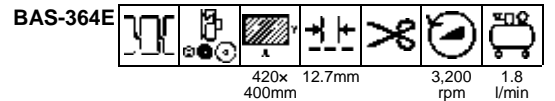
Machine dimensions : 1,200 (W) × 1,270 (D) × 1,180 – 1,450 (H) mm  
 Power supply : Single-phase 110V, 220V, 230V, 240V  
 3-phase 220V, 380V, 400V, 900VA

**PROGRAMMABLE ELECTRONIC PATTERN  
SEWER WITH CYLINDER BED  
BAS-343E**



Machine dimensions : 1,200 (W) × 1,560 (D) × 1,180 – 1,450 (H) mm  
 Power supply : Single-phase 110V, 220V, 230V, 240V  
 3-phase 220V, 380V, 400V, 900VA  
 With cassette clamp

**PROGRAMMABLE ELECTRONIC PATTERN SEWER  
BAS-364E  
BAS-366E**



**BAS-364E-0** ■

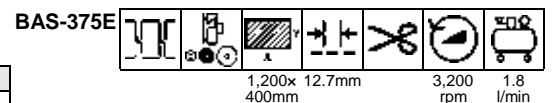
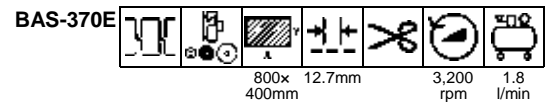
Application
1 Heavy materials
2 Medium materials
A Air bag

**BAS-366E-0** ■

Application
1 Heavy materials
2 Medium materials

BAS-364E-0A Machine dimensions : 1,100 (W) × 1,624 (D) × 1,868 (H) mm (BAS-364E)  
 : 1,557 (W) × 1,624 (D) × 1,868 (H) mm (BAS-366E)  
 Power supply : 3-phase 220V, 380V, 400V 1kVA

**PROGRAMMABLE ELECTRONIC PATTERN SEWER  
BAS-370E  
BAS-375E**



**BAS-370E-0** ■

Application
1 Heavy materials
2 Medium materials

**BAS-375E-0** ■

Application
1 Heavy materials
2 Medium materials

Machine dimensions : 1,820 (W) × 1,625 (D) × 1,868 (H) mm (BAS-370E)  
 : 2,620 (W) × 1,625 (D) × 1,868 (H) mm (BAS-375E)  
 Power supply : 3-phase 220V, 380V, 400V 1kVA

## PROGRAMMING SOFTWARE FOR ELECTRONIC PATTERN SEWER PS-3000



<b>Applicable models</b>	BAS-304, BAS-311, BAS-314, BAS-326, BAS-326L, BAS-341, BAS-304A, BAS-311A, BAS-314A, BAS-315A, BAS-326A, BAS-326LA, BAS-341A, BAS-342A, BAS-311E, BAS-311EL, BAS-326E, BAS-326EL, BAS-311F-0, BAS-311F-L, BAS-326F, BAS-341E, BAS-342E, BAS-343E, BAS-364, BAS-366, BAS-370, BAS-375, BAS-364E, BAS-366E, BAS-370E, BAS-375E, BAS-705, BAS-750L, BAS-751L, BAS-750KL, BAS-751KL, BAS-760, BAS-761, LK3-B430E, LK3-B431E, LK3-B432E, LK3-B433E, LK3-B434E, LK3-B438E, LK3-B448E, LK3-B430E Mark II, LK3-B431E Mark II, LK3-B432E Mark II, LK3-B433E Mark II, LK3-B434E Mark II, LK3-B438E Mark II, LK3-B448E Mark II, KE-430B, KE-431B, KE-432B, KE-433B, KE-434B, KE-435B, KE-436B, BE-438B, DH4-B981, LZ2-B855E, LZ2-B856E, ZE-855A, ZE-856A, ZE-8570, ZE-8580, LH4-B800E
<b>Max. No. of stitches</b>	30,000
<b>Max. area</b>	1,600 x 1,600 mm

## NEEDLE POSITIONER AC SERVO MOTOR

MD-6210

MD-6310



MD-6□10

Power supply	
2	Single phase, 50/60 Hz, 100 V, 110 V, 220 V, 230 V, 240 V
3	3-phase, 50/60 Hz, 200 V, 220 V, 380 V, 400 V, 415 V

## APPLICABLE MACHINE HEAD

Straight lock stitch sewing machines with thread trimming  
 Twin needle lock stitch sewing machine with thread trimming  
 Chain stitch sewing machine  
 Overedge sewing machine  
 Covering machine

## NEEDLE POSITIONER AC SERVO MOTOR

MD-6020

MD-6120



MD-6□20

Power supply	
0	Single phase, 50/60 Hz, 100 V, 110 V, 220 V, 230 V, 240 V
1	3-phase, 50/60 Hz, 200 V, 220 V

## APPLICABLE MACHINE HEAD

Straight lock stitch sewing machine with thread trimming  
 Twin needle lock stitch sewing machine with thread trimming  
 Overedge sewing machine

## NEEDLE POSITIONER EC MOTOR

MD-464E

MD-474E



MD-4□4E

Power supply	
6	Single phase, 50/60 Hz, 110 V, 220 V, 230 V, 240 V
7	3-phase, 50/60 Hz, 220 V, 380 V, 400 V

## APPLICABLE MACHINE HEAD

Straight lock stitch sewing machine with thread trimming

## OPERATION PANEL FOR LOCK STITCH SEWING MACHINE

F-100




F-40



F-20



1   4	SL-1010	SL-2010	S-7200A		
	SN-7210	SN-7220	SN-7240		
	SL-7360	SL-737A	SN-771A		
	SN-772A	SA-7730	SA-7740		
	SC-7750	SC-7760	SL-777A		
	SL-778A				
5	ZM-850A	ZM-851A	ZE-855A	ZE-856A	
6 7	TN-842A	TN-842B	TN-845A	TN-845B	TN-872A
	TN-872B	TN-875A	TN-875B		
8 9	DB-2610	DB-2810	DC-2910	DA-9270	
	DA-9280	JC-9330	JC-9331	JC-9380	
	JC-9381				
10 11	FB-N110	FB-N210	FB-N310		
	FB-V41A	FB-V51A	FB-V61A		
	FA-V72A	FA-V82A	FA-V92A		
12 13	CC-2520	CC-2570	CB-2710		
	CB-2720	CB-2770			
14 15	KM-430B	KE-430C			
	KE-431C	KE-432C			
	KE-434C	KE-435C			
	KE-436C	KE-484C			
16	HE-8000				
	HM-818A				
	RH-9800	RH-981A			
17	BE-438C	BM-917B			
	BAS-016B				
18 19	BAS-311F-0	BAS-311F-L	BAS-326F-0		
	BAS-341F	BAS-342F	BAS-343E		
	BAS-364E	BAS-366E	BAS-370E		
	BAS-375E				
20	PS-3000				
21	MD-464E	MD-474E	MD-6020		
	MD-6120	MD-6210	MD-6310		



**brother**  
BROTHER INDUSTRIES, LTD.

<http://www.brother.com/>

15-1, Naeshiro-cho, Mizuho-ku, Nagoya 467-8561, Japan.  
Phone: 81-52-824-2177 Fax: 81-52-811-7789

Printed in Japan 2003, 04 I0120797B  
Catalog: General Vol. 4