

brother.

**HIGH SPEED LOCK STITCH PATTERN TACKING MACHINE WITH TREBLE HOOK
AND TWO-STEP PRESSER DEVICE**

**ENDBEARBEITUNG-SCHNELLNÄHER (FÜR ZIER- UND VERRIEGELUNGSSTICH)
MIT ZWEISTUFIGEM STOFFDRÜCKER UND DREIFACHEM GREIFER**

**MACHINE POUR DIVERS DESSINS DE POINTS D'ARRET AVEC BRAS
CYLINDRIQUE ET TRIPLE CROCHET ROTATIF ET DESPOSITIF DE DOUBLE
PRESSIONS**

**MAQUINA DE ACABADO DE ALTA VELOCIDAD DE BRAZO LIBRE (VARIOS
DIBUJOS Y DOBLE PESPUNTE) CON DISPOSITIVO DE PENSADOR DE DOS
PASOS CON EL GARCHO DE TAMANO TRIPLE**

LK3-B485


PARTS BOOK

TEILEKATALOG




LIVRE DES PIECES

LIBRO DE REFERENCIA DE PIEZAS




P485002






Notes for using this parts book

1. This book is applicable to sewing machines which have the same plate number as shown on the cover of this book (or correction sheet).
2. If the symbol  is found in the "Parts No." column or the "Assembly No." column, refer to the different parts list on page 19.
3. The symbol  in the "Parts No." column indicates that the parts is not available for supply. If, however, there is a number in the "Assembly No." column, the parts can be ordered as an assembly. Please, therefore, order by using the assembly number.
4. Those parts whose parts No. columns show  are different according to number of stitches and design.
Therefore, order the parts by using the design number and the part name stamped on the model plate.
5. This book was prepared based on information available in April 1983.
6. Parts are subject to changes in design without prior notice.




Anmerkungen zum Gebrauch dieses Stücklistebuches

1. Dieses Buch bezieht sich auf die Nähmaschinen mit derselben Kennungsnummer wie auf diesem Buchumschlag (oder auf dem Korrekturblatt).
2. Dieses Zeichen  in der Spalte "Parts No. (Teilnummer)" oder "Assembly No. (Gerätesatznummer)" verweist auf die Gesonderte Stückliste auf Seite 19.
3. Dieses Zeichen  in der Spalte "Teilnummer" bedeutet, daß dieser Teil nicht lieferbar ist. Wenn jedoch in der Spalte "Gerätesatznummer" eine Nummer steht, kann dieser Teil als ein Geräteteilsatz bestellt werden. Bestellen Sie daher bitte mit dieser Gerätesatznummer.
4. Wenn die Kolumne  für die Zubehöre blank ist, unterscheiden sich die Zubehöre in Zahlen der Nadel und Mustern, so daß bitte die Zubehöre nach dem Musternummer und dem Artikel, die beide auf der Namenplate liegen, bestellen.
5. Dieses Buch basiert auf den Informationen vom April 1983.
6. Modelländerungen sind vorbehalten.

Notes sur l'utilisation de ce manuel de pièces détachées

1. Ce manuel est destiné aux machines à coudre ayant le même numéro de plaque montré sur la couverture de ce manuel (ou sur la feuille de corrections).
2. Si le symbole  se trouve dans la colonne "Parts No. (N° de pièce)" ou dans la colonne "Assembly No. (N° jeu de pces)", veuillez vous référer à la liste de pièces annexe page 19.
3. Le symbole  dans la colonne "N° de pièce" signifie que la pièce ne peut être fournie. Si, dans la colonne "N° jeu de pces", il y a un numéro de nomenclature, la pièce peut être commandée comme faisant partie d'un jeu de pièces. Donc, pour toute commande, veuillez spécifier le n° de jeu de pièces.
4. Le symbole  dans la colonne "N° de pièce" signifie que la pièce peut être commandée par le nom de pièce et la numéro de dessins marquant dans la plaque des données, parce que la pièce-ci est différente par le dessin et le nombre d'aiguille.
5. Ce manuel a été fait d'après les renseignements valables au mois de Avril 1983.
6. Les pièces peuvent être sujettes à des modifications sans préavis.

Notas para usar este Libro de Piezas

1. Este libro sirve para todas las máquinas de coser que llevan la misma placa de identificación que la que se puede ver en la tapa de este libro (o en la hoja de erratas).
2. De haber un símbolo  junto al "Parts No. (Número de Pieza)" o en la columna del "Assembly No. (Número de Juego)", habrá que mirar la lista de piezas separada de la página 19.
3. El símbolo , que se encuentra en la columna del "Número de Pieza", quiere decir que no se dispone de dicha pieza sola. Cuando, empero, hay un número en la columna del "Número de Juego", se podrá ordenar la pieza con todo el juego. Por lo tanto, será mejor hacer el pedido recurriendo al número del juego respectivo.
4. El símbolo , que se encuentra en la columna del "Número de pieza", quiere decir que esa pieza difiere según el número de puntada y el patrón. Por lo tanto, ordene una pieza con su nombre y el nombre del patrón que se halla en la placa de modelo.
5. Este libro ha sido compilado basándose en los datos de que se disponía en abril de 1983.
6. Las piezas quedan sujetas a cambios de diseño sin aviso previo.

CONTENTS

A. Machine body (1)	1
A. Machine body (2)	2
B. Upper shaft and needle bar mechanism	3
C. Rotary hook mechanism	4
D. Clutch mechanism (1)	5
D. Clutch mechanism (2)	6
E. Drive pulley and idler pulley mechanism	7
F. Power lift mechanism	7
G. Feed mechanism (1)	8
G. Feed mechanism (2)	9
H. Feed cam mechanism	10
J. Work clamp lifter mechanism	11
K. Thread wiper mechanism	12
L. Thread trimmer mechanism	13
M. Thread nipper mechanism	14
N. Bobbin winder mechanism	14
P. Threading mechanism	15
Q. Lubrication (1)	16
Q. Lubrication (2)	17
Z. Accessories	18
DIFFERENT PARTS LIST	19
INDEX	24

INHALTSVERZEICHNIS

A. Maschinengehäuse (1)	1
A. Maschinengehäuse (2)	2
B. Obere Welle und Nadelstange	3
C. Greifervorrichtung	4
D. Kupplungsvorrichtung (1)	5
D. Kupplungsvorrichtung (2)	6
E. Antriebsriemenscheibe und Riemenscheibe	7
F. Heberbetätigungsvorrichtung	7
G. Transportvorrichtung (1)	8
G. Transportvorrichtung (2)	9
H. Vertikale Welle	10
J. Stoffhalterhebevorrichtung	11
K. Fadenwischvorrichtung	12
L. Fadenabschneidevorrichtung	13
M. Fadenspannvorrichtung	14
N. Spuler	14
P. Fadenführungsvorrichtung	15
Q. Schmierung (1)	16
Q. Schmierung (2)	17
Z. Zubehör	18
ZUBEHÖRLISTE	19
INHALTSVERZEICHNIS	24

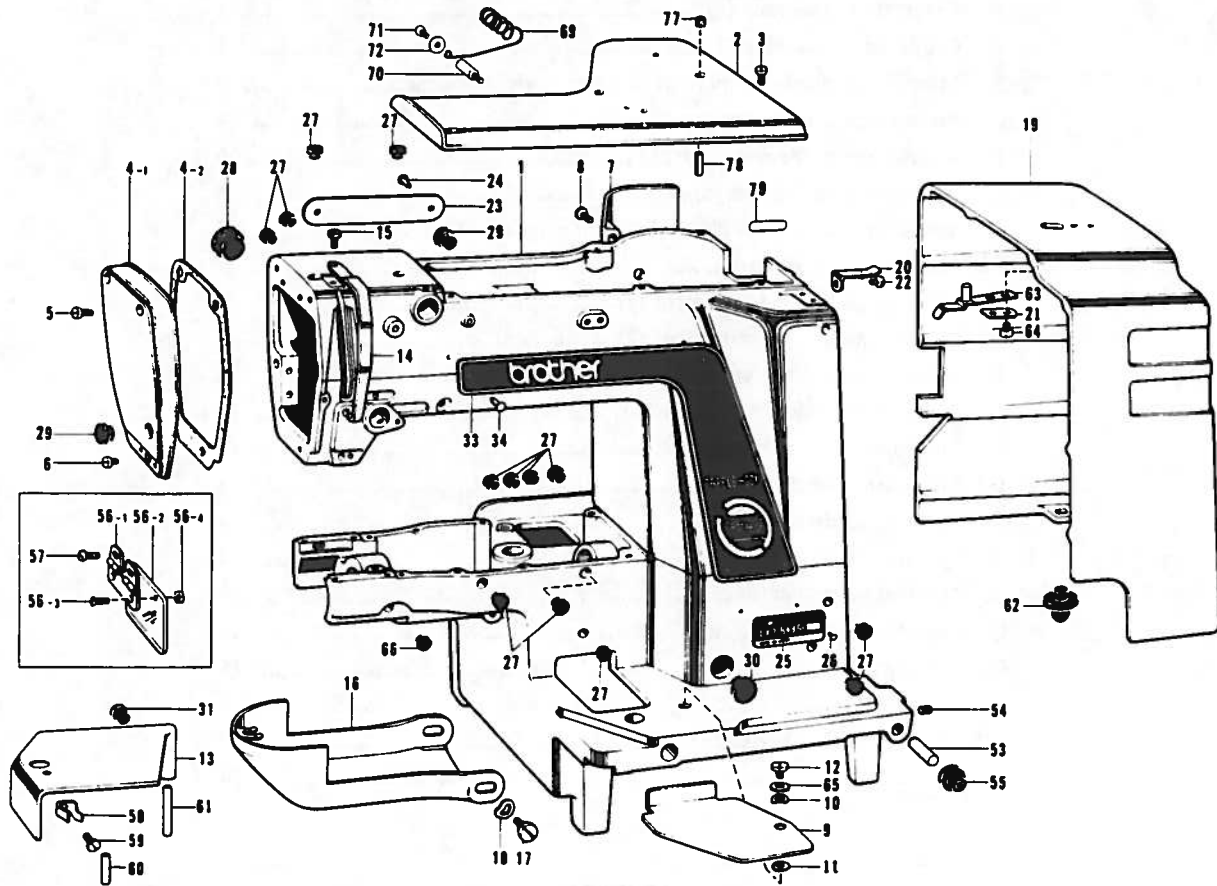
TABLE DES MATIERES

A. Corps de la machine (1)	1
A. Corps de la machine (2)	2
B. Mécanisme d'arbre supérieur et barre à aiguille	3
C. Mécanisme du crochet rotatif	4
D. Mécanisme de l'embrayage (1)	5
D. Mécanisme de l'embrayage (2)	6
E. Mécanisme de poulie d'entraînement et poulie folle	7
F. Mécanisme de leueur	7
G. Mécanisme de l'entraînement (1)	8
G. Mécanisme de l'entraînement (2)	9
H. Mécanisme d'arbre vertical	10
J. Mécanisme de leueur du pinceur	11
K. Mécanisme de tire-fil	12
L. Mécanisme de coupe-fil	13
M. Mécanisme de pince-fil	14
N. Mécanisme du bobineur	14
P. Mécanisme de l'enfilage	15
Q. Lubrification (1)	16
Q. Lubrification (2)	17
Z. Accessoires	18
LISTE DES PIECES ACCESSOIRES	19
INDEX	24

INDICE

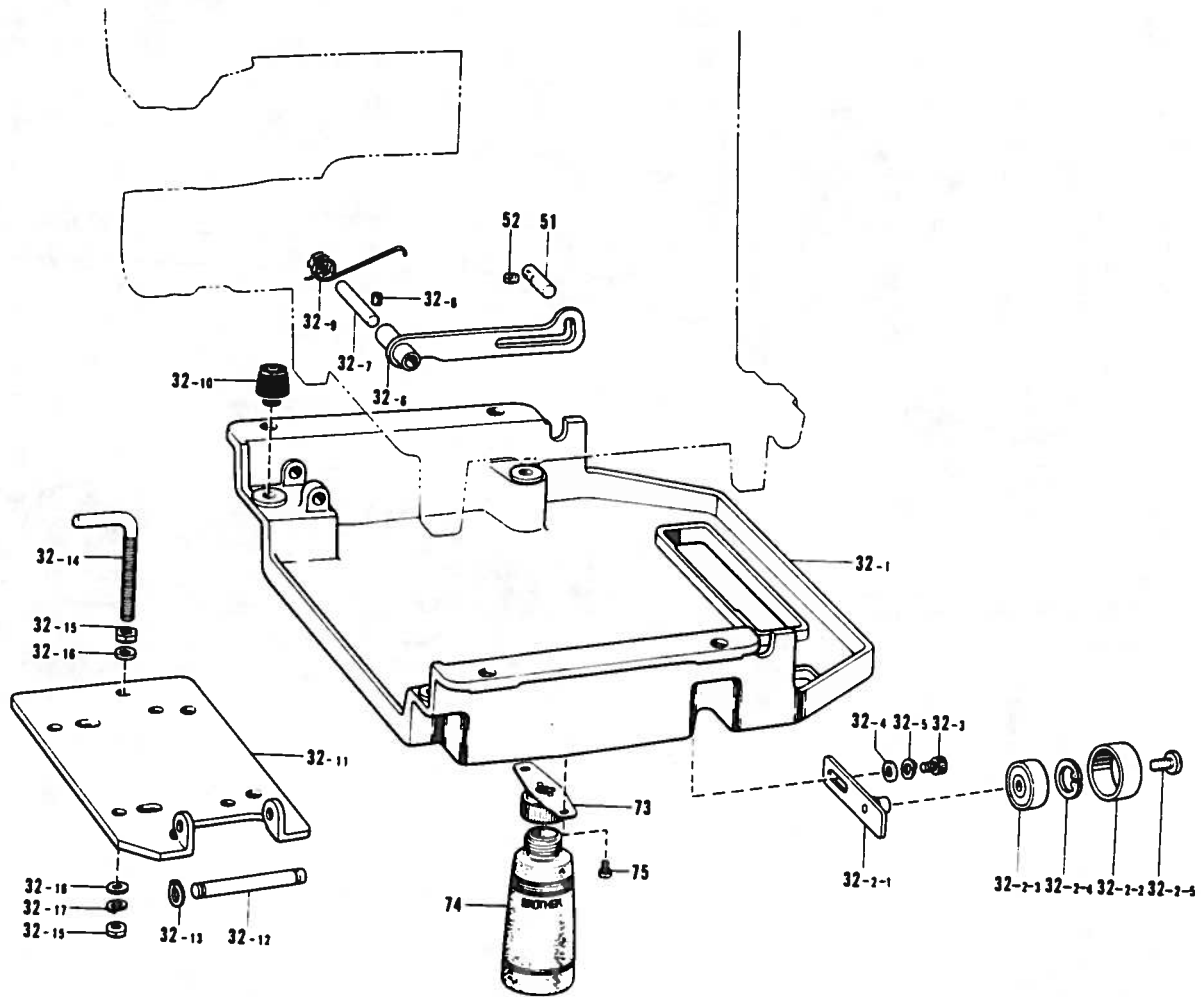
A. Cuerpo de la máquina (1)	1
A. Cuerpo de la máquina (2)	2
B. Mecanismo de eje superior y barra de aguja	3
C. Mecanismo del cangrejo	4
D. Mecanismo de embrague (1)	5
D. Mecanismo de embrague (2)	6
E. Mecanismo de polea impulsora y polea tensora	7
F. Mecanismo de carrera de potencia	7
G. Mecanismo de la alimentación (1)	8
G. Mecanismo de la alimentación (2)	9
H. Mecanismo de eje vertical	10
J. Mecanismo de levantador de ménsula de trabajo	11
K. Mecanismo de limpiador de hilos	12
L. Mecanismo de recortadora de orillos	13
M. Mecanismo de mordaza para hilos	14
N. Mecanismo del devanador de la canilla	14
P. Mecanismo de la enhebrado	15
Q. Lubricación (1)	16
Q. Lubricación (2)	17
Z. Accesorios	18
LISTA DE PIEZAS ACCESORIAS	19
INDICE	24

A. Machine body (1) / Maschinengehäuse (1)
 bCorps de la machine (1) / Cuerpo de la máquina (1)



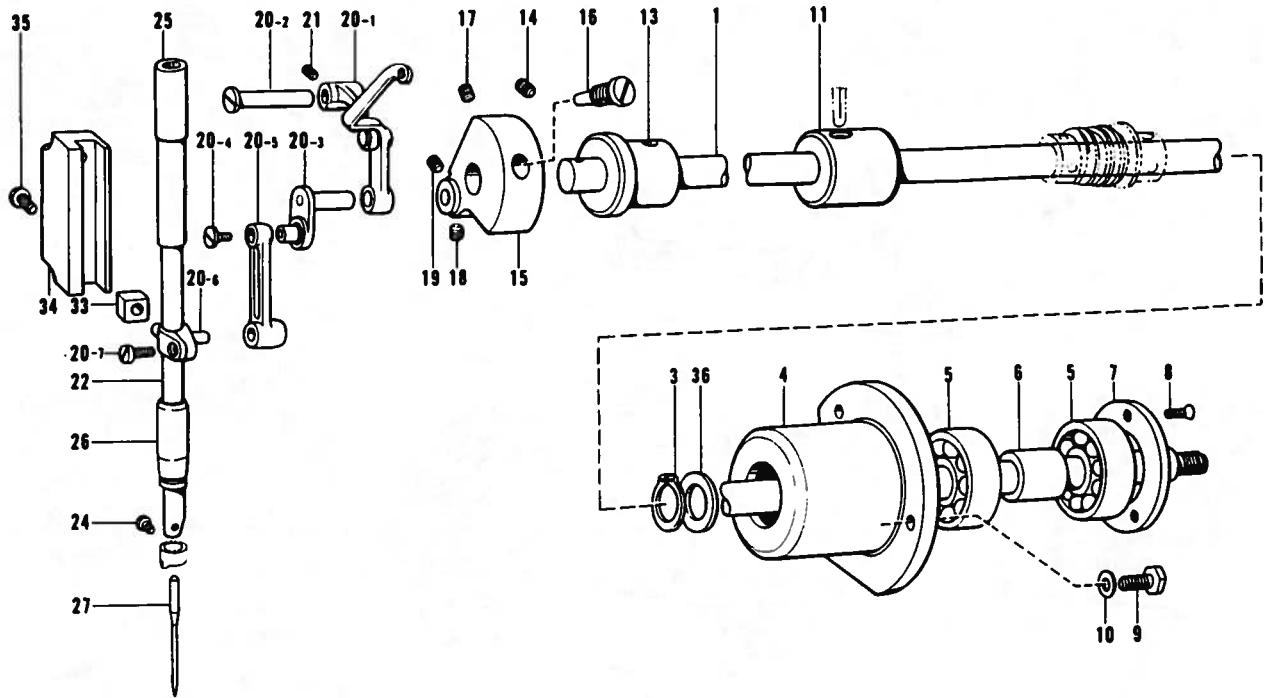
Ref. No	Name of Parts	Q'ty	Parts No	Assembly No	Ref. No	Name of Parts	Q'ty	Parts No	Assembly No
1	Arm Bed	1			29	Oil Cap	2	117934-0-01	
2	Top Cover	1	152830-1-02		30	Oil Cap	1	108520-0-01	
3	Screw 5.95 x 14	6	009761-4-12		31	Oil Cap	1	104450-0-01	
4-1	Face Plate	1	152832-1-02	A-4 Face Plate Assembly 152831-0-01	33	Emblem Plate	1		
4-2	Packing	1	152833-0-01		34	Pin	4		
5	Screw 4.76 x 14	2	009711-4-12		53	Hinge Shaft	2	152867-0-00	
6	Screw 4.76 x 7	1	009710-7-12		54	Screw 5.95	2	151604-0-02	
7	Side Cover	1	152834-0-02		55	Head Cushion	2	152868-0-00	
8	Screw 4.76 x 14	3	009711-4-12		56-1	Eye Guard Hinge Assembly	1	153102-0-01	A-56 Eye Guard Assembly 153100-0-00
9	Bed Cover (R)	1	152835-0-02		56-2	Eye Guard	1	153098-0-00	
10	Washer	1	100315-0-02		56-3	Screw 3.57	2	102538-0-07	
11	Washer 6.35	1	025770-2-32		56-4	Nut 3.57	2	106129-0-01	
12	Stud Screw 6.35	1	145480-0-01		57	Screw 3.57	2	009670-5-12	
13	Bed Cover (L) Assembly	1			58	Bed Cover Stop Spring	1	114985-0-01	
14	Thread Take-up Cover	1	500664-0-01		59	Screw 4.37 x 6	1	009680-6-12	
15	Screw 3.57 x 8	1	009670-8-12		60	Grooved Pin	1	152838-0-01	
16	Shuttle Race Cover Assembly	1	152842-0-02		61	Bed Cover Shaft	1	152839-0-01	
17	Stud Screw 5.95	2	115493-0-02		62	Packing	2	152847-0-00	
18	Washer	2	109239-0-02		63	Belt Cover Spring	1	152848-0-01	
19	Belt Cover (A)	1	153960-0-02		64	Screw 4.37 x 8	2	009680-8-12	
20	Belt Cover Spring Plate	1	152989-0-01		65	Washer	1	118719-0-01	
21	Belt Cover Stopper	1	152986-0-01		66	Oil Cap	1	104450-0-01	
22	Screw 4.37 x 8	1	009680-8-12		69	Wire Holder (L)	1	153958-0-01	
23	Name Plate	1			70	Boit 4.76	1	153959-0-01	
24	Pin	2			71	Screw 4.76 x 7	1	009710-7-12	
25	Model Plate	1			72	Washer 5	1	025050-2-32	
26	Pin	2			77	Felt	2	154785-0-00	
27	Oil Cap	13	117936-0-01		78	Spring Pin AWS	2	047501-2-42	
28	Oil Cap	1	140392-0-01		79	Parts Book Number Plate	1		

A. Machine body (2) / Maschinengehäuse (2)
 Corps de la machine (2) / Cuerpo de la máquina (2)



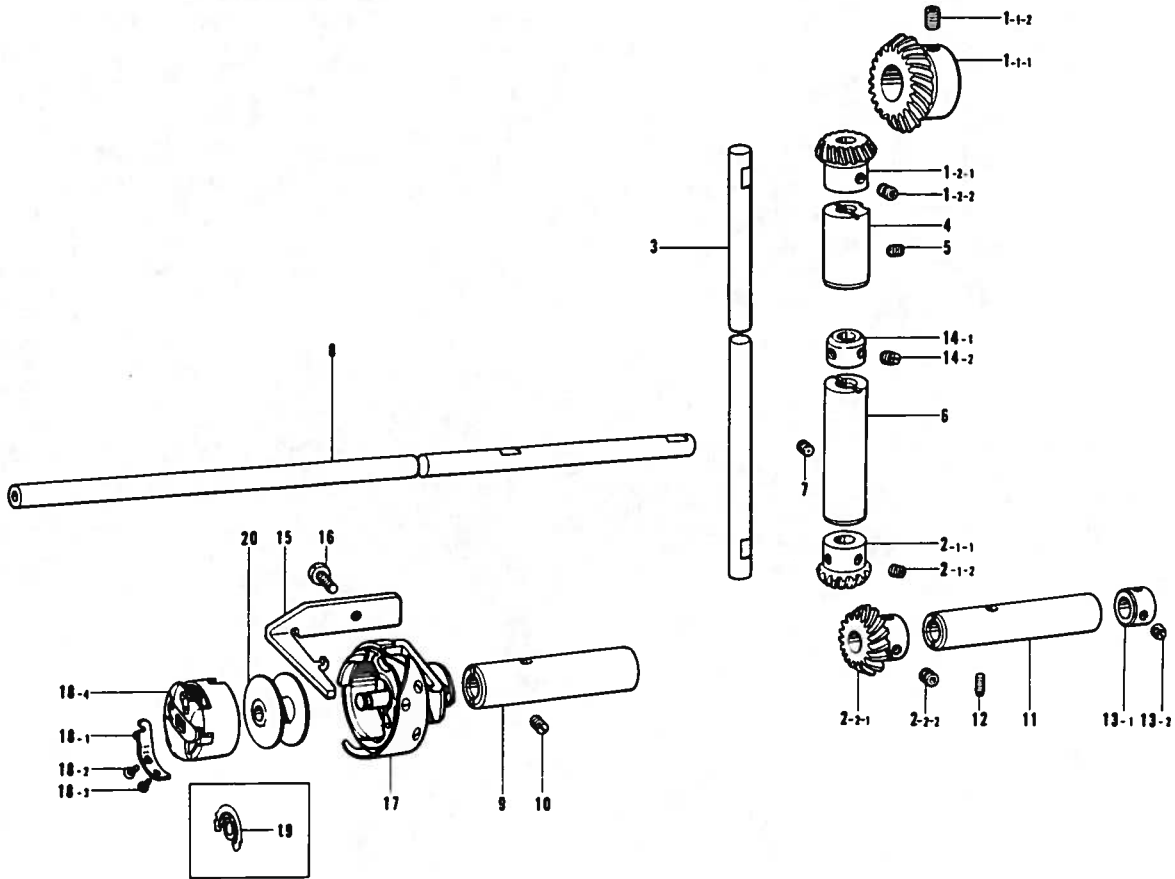
Ref No	Name of Parts	Qty	Parts No	Assembly No	Ref No	Name of Parts	Qty	Parts No	Assembly No
32-1	Oil Pan	1	154738-0-01	A-32 Tension Pulley Assembly 152852-1-01	32-10	Bed Cushion	4	152860-0-01	A-32 Oil Pan Assembly 159808-0-01
32-2-1	Tension Pulley Plate	1			32-11	Motor Base Plate	1	152861-1-01	
32-2-2	Tension Pulley	1			32-12	Motor Base Plate Shaft	1	152862-0-01	
32-2-3	Ball Bearing 6201 VV	1			32-13	Stop Ring C10	2	048100-1-42	
32-2-4	Stop Ring C32	1	048320-2-42		32-14	Bolt M10	1	152865-0-01	
32-2-5	Screw 6.35	1	141860-0-01		32-15	Nut 10	2	021100-2-02	
32-3	Bolt 8 x 12	1	018081-2-22		32-16	Washer 10	2	025100-1-32	
32-4	Washer 8	1	025080-2-32		32-17	Washer 2-10	1	028100-2-42	
32-5	Washer 2-8	1	028080-2-42		51	Pin	1	152866-0-01	
32-6	Head Supporter Lever	1	152857-0-01		52	Screw 5.95	1	013760-6-12	
32-7	Head Supporter Lever Shaft	1	152858-0-01	73	Dust Oiler Supporter	1	154465-0-01		
32-8	Screw 4.76	1	013719-4-12	74	Oiler	1	114486-0-02		
32-9	Head Supporter Lever Spring	1	152859-0-01	75	Screw 4.76 x 6	2	009710-6-12		

B. Upper shaft and needle bar mechanism / Obere Welle und Nadelstange
Mécanisme d'arbre supérieur et barre à aiguille / Mecanismo de eje superior y barra de aguja



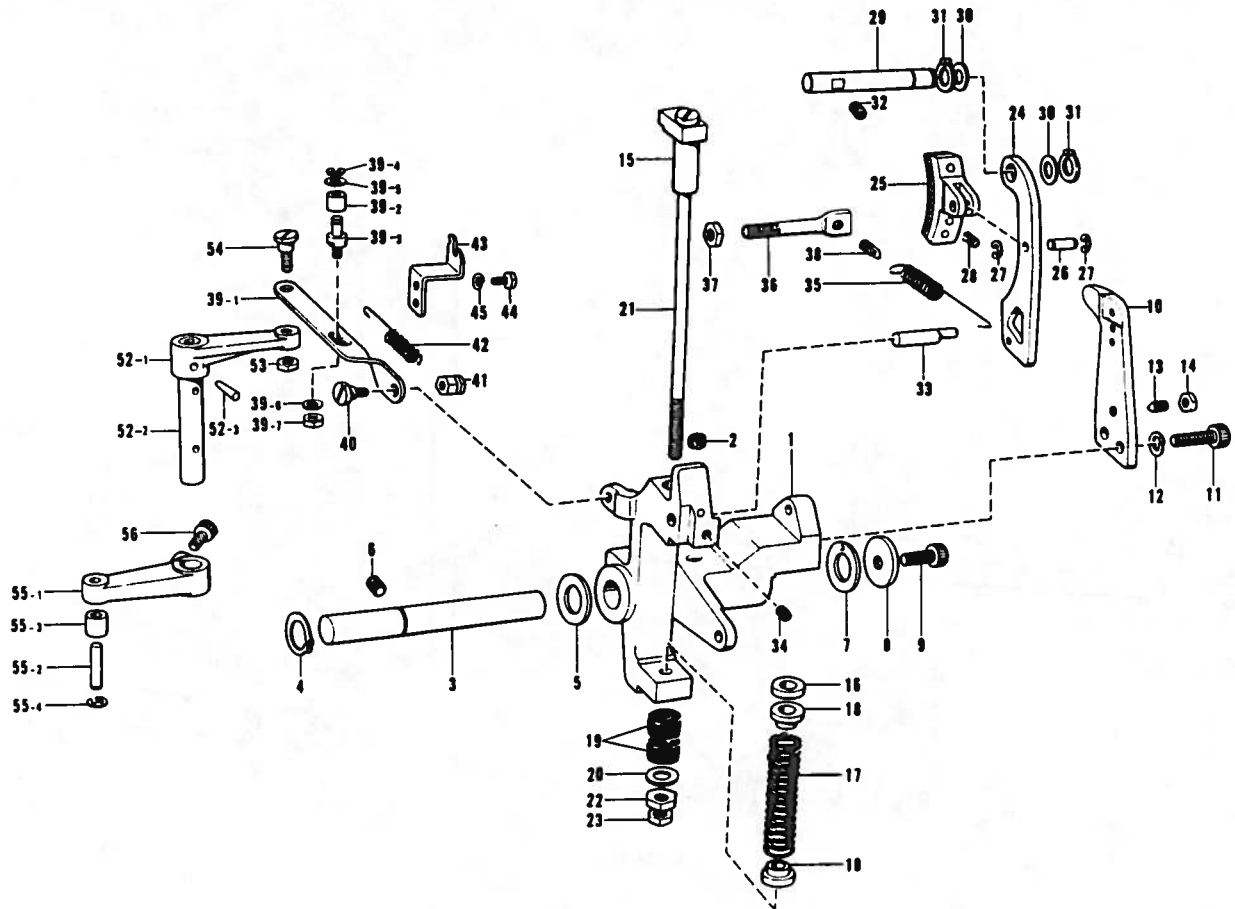
Ref. No	Name of Parts	Qty	Parts No	Assembly No	Ref. No	Name of Parts	Qty	Parts No	Assembly No
1	Upper Shaft	1	S00669-0-01		20-1	Thread Take-up Assembly	1	S00674-0-01	
3	Stop Ring C15	1	04R150-1-42		20-2	Stud	1	152236-0-01	
4	Ball Bearing Case	1	151997-0-00		20-3	Needle Bar Crank	1	S00676-0-01	B-20
5	Ball Bearing	2	072630-2-60		20-4	Screw 3.57L	1	100253-0-01	Thread Take-up
6	Bearing Collar	1	151998-0-00		20-5	Needle Bar Connector	1	152238-0-01	Lever Assembly
7	Bearing Cap	1	151999-0-01		20-6	Needle Bar Clamp	1	152239-0-01	S00673-0-01
8	Screw 3.57	3	102843-0-04		20-7	Screw 4.37 x 8	1	009680-8-12	
9	Bolt 5.95 x 14	3	017761-4-12		21	Screw 5.95	1	013761-4-12	
10	Washer 6	3	025060-2-32		22	Needle Bar	1		
11	Upper Shaft Bushing (Intermediate)	1	S00670-0-00		24	Screw 3.57	1	144458-0-01	
13	Upper Shaft Bushing (Front)	1	S00671-0-01		25	Needle Bar Bushing (U)	1	152242-0-01	
14	Screw 5.95	1	013761-4-12		26	Needle Bar Bushing (D)	1	152243-0-01	
15	Counter Weight	1	S00672-0-00		27	Needle	1		
16	Screw 7.14	1	100250-0-01		33	Slide Block	1	142211-0-01	
17	Screw 6.35 x 6	1	014770-6-22		34	Needle Bar Guide	1	152244-0-00	
18	Screw 6.35	1	101706-0-01		35	Screw 6.35 x 14	2	009781-4-12	
19	Screw 6.35 x 6	1	014770-6-22		36	Thrust Ring	1	116920-0-01	

C. Rotary hook mechanism / Greifervorrichtung
 Mécanisme du crochet rotatif / Mecanismo del cangrejo



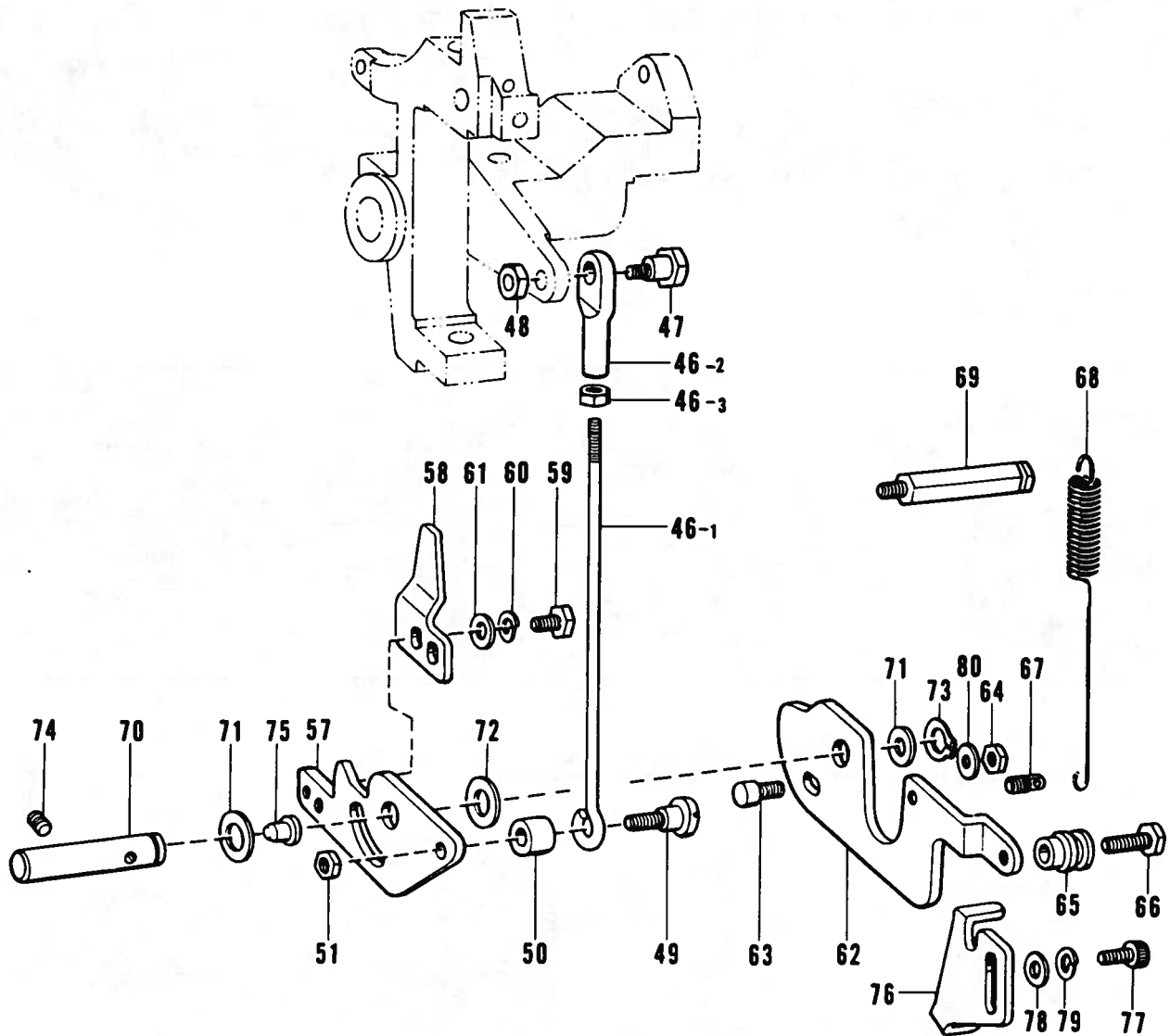
Ref No	Name of Parts	Q'ty	Parts No	Assembly No	Ref No	Name of Parts	Q'ty	Parts No	Assembly No
1- 1-1	Gear	1		C-1 Bevel Gear Upper Assembly S003244-01	11	Lower Shaft Bushing (Right)	1	S00686-0-00	
1- 1-2	Screw 6.35	2	014770-6-22		12	Screw 5.95	1	014760-6-22	
1- 2-1	Gear (U)	1		C-2 Bevel Gear Lower Assembly S003264-01	13- 1	Set Collar	1		C-13 Collar Assembly 181995-0-01
1- 2-2	Screw 6.35	2	014770-6-22		13- 2	Screw 6.35	2	101706-0-01	
2- 1-1	Gear (D)	1		C-14 Collar Assembly 181995-0-01	14- 1	Set Collar	1		
2- 1-2	Screw 6.35	2	014770-6-22		14- 2	Screw 6.35	2	101706-0-01	
2- 2-1	Gear	1		15	Bobbin Case Holder Position Bracket	1	S00687-0-01		
2- 2-2	Screw 6.35	2	014770-6-22	16	Bolt 4.37 x 10	1	018681-0-22		
3	Vertical Shaft	1	S00681-0-01	17	Treble Rotary Hook Assembly	1			
4	Vertical Shaft Upper Bushing	1	S00682-0-00	18- 1	Lower Thread Adjusting Spring	1			
5	Screw 5.95 x 6	1	152718-0-01	18- 2	Spring Adjusting Screw	1	181937-0-01	C-18 Bobbin Case Assembly	
6	Vertical Shaft Lower Bushing	1	S00683-0-00	18- 3	Spring Set Screw	1	181938-0-01		
7	Screw 5.95	1	152718-0-01	18- 4	Bobbin Case	1			
8	Lower Shaft	1	S00684-0-01	19	Bobbin Presser Spring	1			
9	Lower Shaft Bushing (Left)	1	S00685-0-01	20	Bobbin	1			
10	Screw 5.95	1	014760-6-22						

D. Clutch mechanism (1) / Kupplungsvorrichtung (1)
 Mécanisme de l'embrayage (1) / Mecanismo de embrague (1)



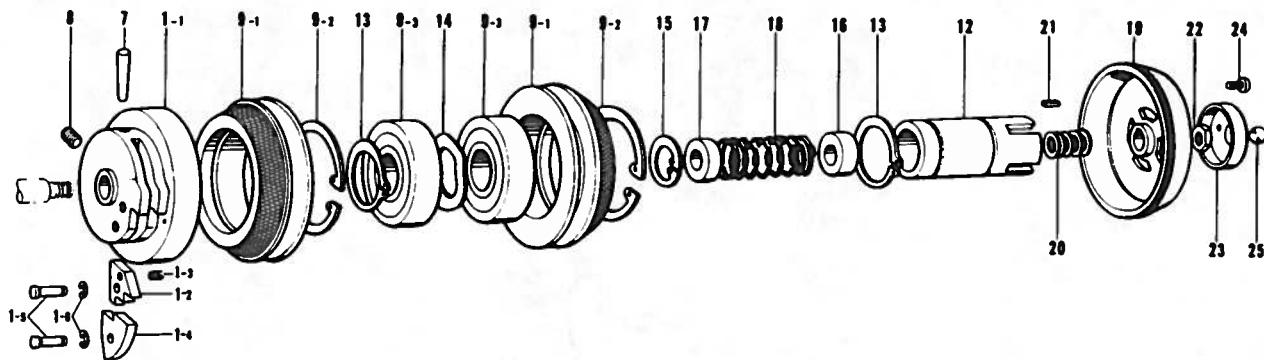
Ref. No	Name of Parts	Q'ty	Parts No.	Assembly No.	Ref. No	Name of Parts	Q'ty	Parts No.	Assembly No.
1	Clutch Lever	1	151886-0-01		32	Screw 5.95	1	013761-4-10	
2	Felt	1	151927-0-01		33	Brake Side Pin	1	151901-0-01	
3	Clutch Lever Shaft	1	151887-0-01		34	Screw 5.95 x 6	1	014760-6-22	
4	Stop Ring C18	1	048180-1-42		35	Brake Spring	1	151902-4-01	
5	Washer 18	1	152756-0-01		36	Spring Hook	1	151903-0-01	
6	Screw 7.94 x 10	1	014821-0-22		37	Nut 7.94	1	106147-0-02	
7	Washer 18	1	151929-0-00		38	Spring Hook	1	110251-0-01	
8	Washer 8	1	152728-0-01		39-1	Clutch Lever Rod	1	151905-1-01	
9	Bolt 8 x 15	1	151163-0-01		39-2	Roller	1	107744-0-01	
10	Ball Presser Plate	1	151888-1-01		39-3	Roller Stud	1	151906-1-01	
11	Bolt 8 x 25	2	018082-5-22		39-4	Stop Ring E3	1	048030-3-42	D-39 Clutch Lever Rod Assembly 151904-1-01
12	Washer 2-8	2	028080-2-42		39-5	Washer	1	113431-0-02	
13	Screw 6.35	1	115012-0-02		39-6	Washer 4.37	1	025680-1-32	
14	Nut 6.35	1	150554-0-02		39-7	Nut 4.37	1	021680-2-02	
15	Clutch Stopper	1	151889-0-01		40	Stud Screw 5.95	1	151907-0-01	
16	Cushion Rubber	1	151890-0-00		41	Nut 5.95	1	151908-0-01	
17	Clutch Spring	1	151891-0-01		42	Spring	1	155501-0-01	
18	Spring Holder	2	151892-0-01		43	Spring Hook	1	151910-0-01	
19	Cushion Rubber	2	115018-0-01		44	Bolt 4.76	2	117363-0-01	
20	Washer 7.14	1	025800-3-32		45	Washer 2-5	2	028050-2-42	
21	Stopper Bar	1	151893-0-01		52-1	Clutch Actuating Lever	1		D-52 Clutch Actuating Lever Assembly 151915-0-01
22	Nut 7.14	1	021800-1-02		52-2	Clutch Actuating Lever Shaft	1		
23	Nut 7.14	1	104689-0-02		52-3	Taper Pin	1	107030-0-01	
24	Brake Lever	1	151894-0-01		53	Nut 5.95	1	150553-0-01	
25	Brake Assembly	1	151895-0-00		54	Stud Screw 5.95	1	151907-0-01	
26	Brake Shaft	1	151898-0-01		55-1	Clutch Cam Lever	1		D-55 Clutch Cam Lever Assembly 151939-0-01
27	Stop Ring E4	2	048040-3-42		55-2	Roller Stud	1	152913-0-01	
28	Spring	1	151899-0-01		55-3	Roller	1	152914-0-01	
29	Brake Lever Shaft	1	151900-0-01		55-4	Stop Ring E4	1	048040-3-42	
30	Horizontal Feed Crank Ring	2	142628-0-01		56	Bolt 6 x 20	1	018062-0-22	
31	Stop Ring C11	2	048110-1-42						

D. Clutch mechanism (2) / Kupplungsvorrichtung (2)
 Mécanisme de l'embrayage (2) / Mecanismo de embrague (2)



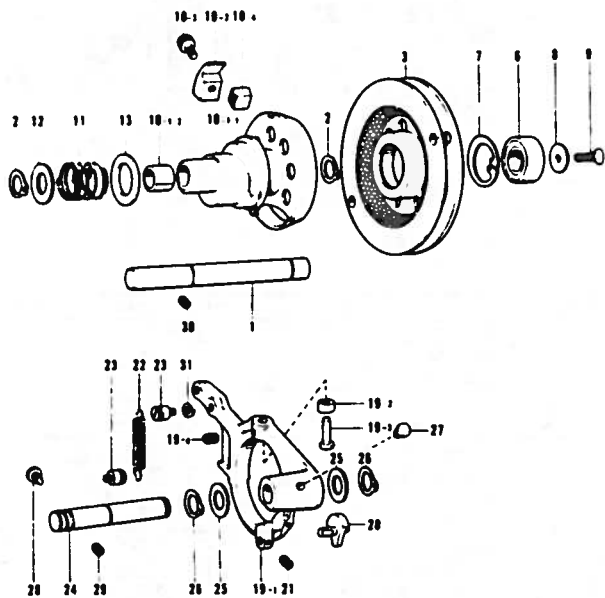
Ref No	Name of Parts	Qty	Parts No	Assembly No	Ref No	Name of Parts	Qty	Parts No	Assembly No
46-1	Connecting Rod	1	154332-0-01	D-46 Connecting Rod Assembly 152808-1-01	65	Chain Hook	1	151922-0-01	
46-2	Joint	1	154333-0-01		66	Bolt 5.95 x 22	1	017762-2-02	
46-3	Nut 6.35	1	150556-0-01		67	Spring Hook	1	110251-0-01	
47	Stud Screw 6.35	1	151912-0-01	68	Spring	1	151923-0-01		
48	Nut 6.35	1	150556-0-01	69	Spring Hook	1	151924-0-01		
49	Stud Screw 6.35	1	151913-0-01	70	Starting Lever Shaft	1	151925-0-01		
50	Collar 13	1	151914-0-01	71	Horizontal Feed Crank Ring	2	142628-0-01		
51	Nut 6.35	1	150556-0-01	72	Washer	1	110505-0-01		
57	Starting Lever	1	151919-1-01	73	Stop Ring C11	1	048110-1-42		
58	Starting Safety Lever	1	151920-0-01	74	Screw 5.95 x 6	1	014760-6-22		
59	Bolt 4.76 x 14	2	017711-4-12	75	Cap for Oil Inlet	1	111865-0-01		
60	Washer 2-5	2	028050-2-42	76	Starting Lever Stopper	1	155500-0-01		
61	Washer	2	113431-0-02	77	Bolt 6 x 16	2	018061-6-22		
62	Starting Lever Plate	1	155499-0-01	78	Washer 6	2	025060-1-32		
63	Screw	1	154155-1-01	79	Washer 2-6	2	028060-2-42		
64	Nut 5.95	1	150553-0-01	80	Washer 6	1	025060-2-32		

E. Drive pulley and idler pulley mechanism / Antriebsriemenscheibe und Riemenscheibe
 Mécanisme de poulie d'entraînement et poulie folle / Mecanismo de polea impulsora y polea tensora



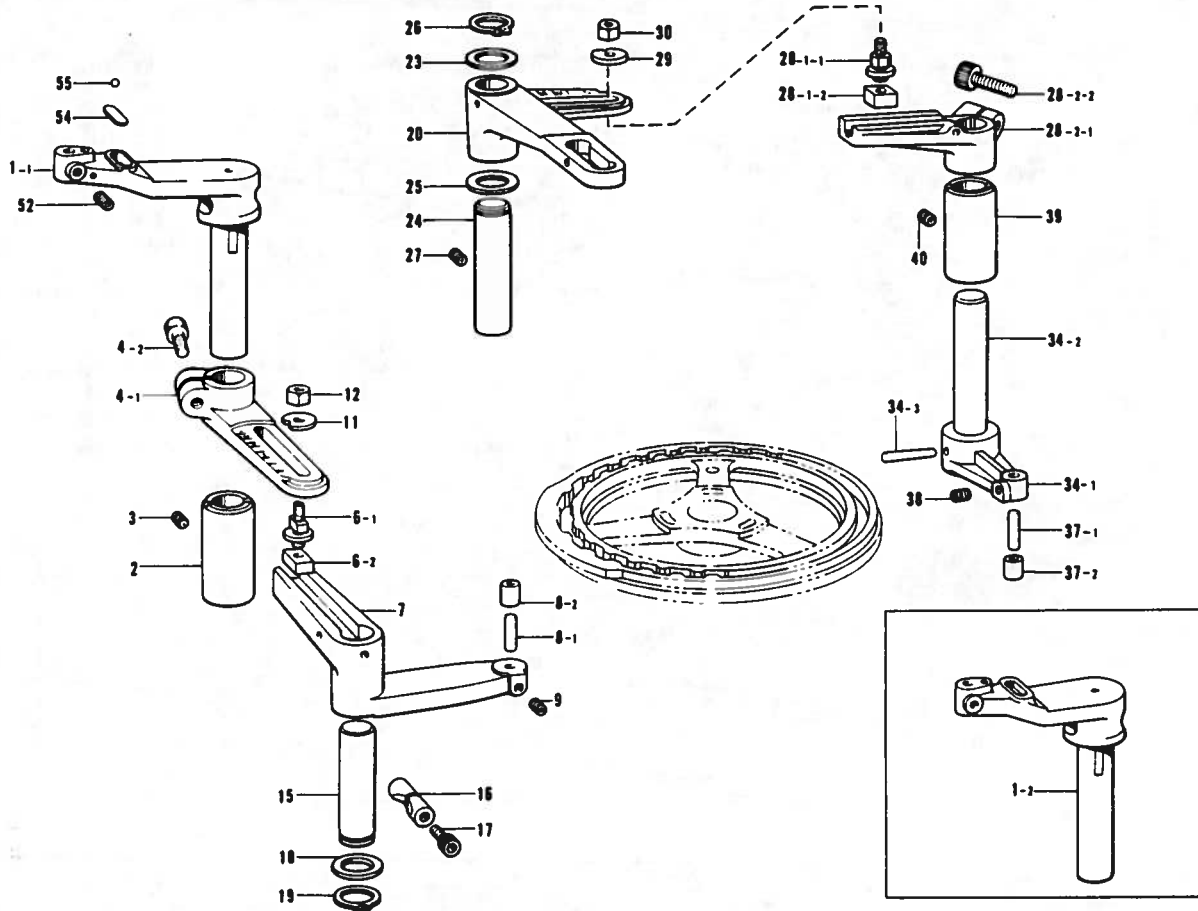
Ref. No.	Name of Parts	Q'ty	Parts No.	Assembly No.	Ref. No.	Name of Parts	Q'ty	Parts No.	Assembly No.
1- 1	Stop Cam	1		E-1 Stop Cam Assembly 153044-0-01	14	Washer	1	152699-0-01	
1- 2	Brake Cam Segment	1	152693-0-01		15	Stop Ring C24	1	048240-2-42	
1- 3	Brake Cam Segment Spring	1	152694-0-01		16	Slide Bush (A)	1	152700-0-00	
1- 4	Flange Cam Segment	1	115003-0-01		17	Slide Bush (B)	1	151946-0-00	
1- 5	Pin	2	153058-0-01		18	Clutch Spring	1	152701-0-01	
1- 6	Stop Ring E4	2	048040-3-42		19	Clutch	1	152702-0-01	
7	Taper Pin 6 x 36	1	147111-0-01	20	Spacer	5	152703-0-00		
8	Screw 6.35 x 6	1	014770-6-22	21	Key 3 x 3 x 6	1	152704-0-00		
9- 1	Pulley Assembly	2	152695-0-01	E-9 Pulley Assembly 156935-0-01	22	Nut 10L	1	152705-0-01	
9- 2	Stop Ring C62	2	048620-2-42		23	Ball Holder	1	152706-0-01	
9- 3	Ball Bearing 6007VV	2	072600-7-60		24	Screw 3.18 x 7	4	009660-7-12	
12	Slide Metal	1	152698-0-01	25	Steel Ball 3/8	1	071095-2-50		
13	Stop Ring C35	2	048350-1-42						

F. Power lift mechanism / Heberbetätigungsverrichtung
 Mécanisme de leueur / Mecanismo de carrera de potencia



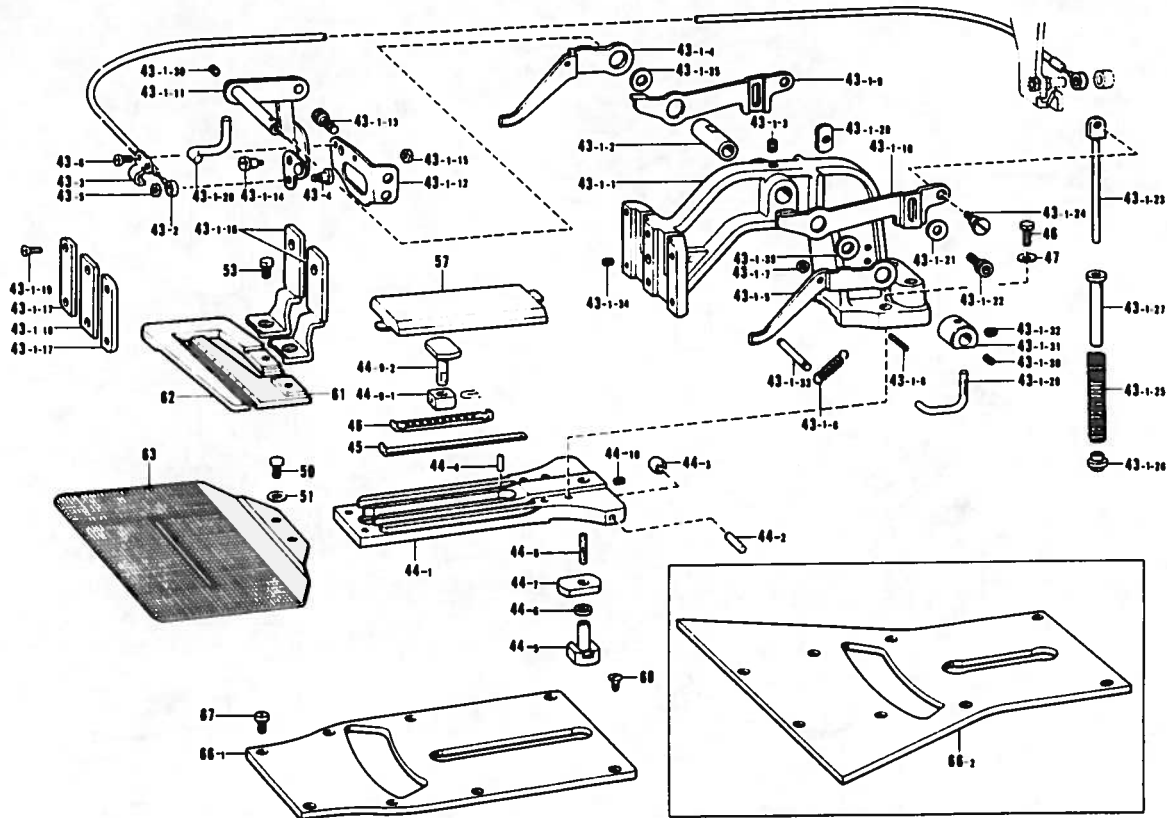
Ref. No.	Name of Parts	Q'ty	Parts No.	Assembly No.
1	P Pulley Shaft	1	151928-0-01	
2	Stop Ring C17	2	048170-1-42	
3	Pulley	1	151930-1-01	
6	Ball Bearing 6003VV	1	072600-3-60	
7	Stop Ring C35	1	048350-2-42	
8	Bearing Cover	1	151932-0-01	
9	Screw 4.76	1	107231-0-02	
10- 1-1	Power Cam	1		F-10-1 Power Cam Assembly 151933-0-01
10- 1-2	DV Bush	2	151935-0-00	
10- 2	Power Cam Stopper (A)	1	151940-0-01	F-10 Power Cam Set 155523-0-01
10- 3	Bolt 6 x 8	1	018060-8-22	
10- 4	Power Cam Stopper (B) Assembly	1	151941-1-01	
11	Clutch Spring P	1	151936-0-01	
12	Washer 17	1	151937-0-01	
13	Washer	1	151938-0-01	
19- 1	Clutch Actuating Lever	1		F-19 Clutch Actuating Lever Assembly 151944-0-01
19- 2	Roller 11	2	151947-1-01	
19- 3	Roller Stud	2	151948-0-01	
19- 4	Screw 5.95 x 6	2	014760-6-22	
20	Roller Stud Assembly	1	151949-0-01	
21	Screw 5.95 x 6	1	014760-6-22	
22	Spring	1	151951-0-01	
23	Spring Hook	2	141472-0-02	
24	Clutch Actuating Lever Shaft	1	151952-0-01	
25	Washer 16	2	151953-0-01	
26	Stop Ring C16	2	048160-1-42	
27	Cap for Oil Inlet	1	111865-0-01	
28	Screw	1	151954-0-01	
29	Screw 7.94 x 10	1	014821-0-22	
30	Screw 5.95 x 6	1	014760-6-22	
31	Washer 2-6	1	028060-2-42	

G. Feed mechanism (1) / Transportvorrichtung (1)
 Mécanisme de l'entraînement (1) / Mecanismo de la alimentación (1)



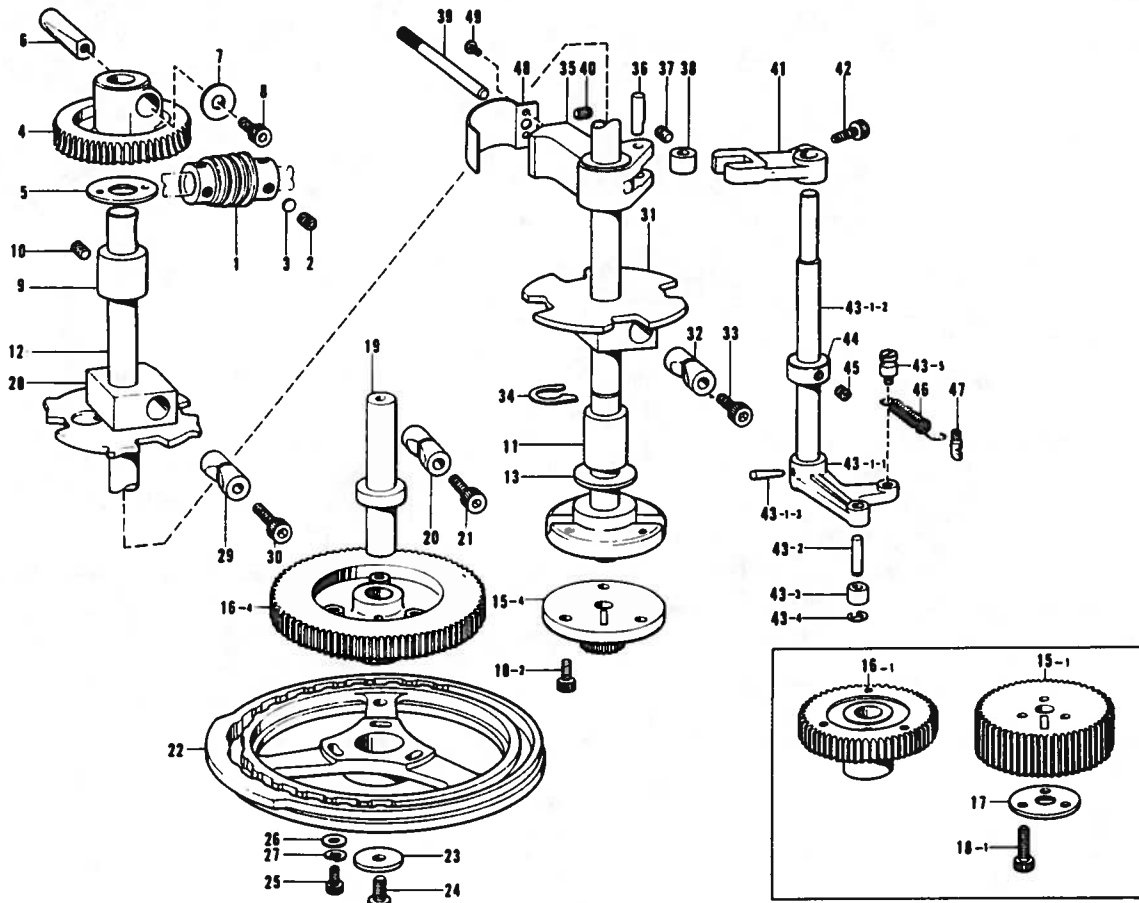
Ref No	Name of Parts	Q'ty	Parts No	Assembly No	Ref No	Name of Parts	Q'ty	Parts No	Assembly No
1-1	Tack Length Lever 100	1			24	Tack Width Lever Shaft	1	152760-0-01	
1-2	Tack Length Lever 140	1			25	Washer 18	1	152756-0-01	
2	Bushing	1	152745-0-01		26	Stop Ring C18	1	048180-1-42	
3	Screw 5.95 x 6	1	014760-6-22		27	Screw 5.95 x 6	1	014760-6-22	
4-1	Tack Length Regulator Lever	1		G-4 Tack Length Regulator Lever Assembly	28-1-1	Tack Regulator Shaft	1		G-28-1 Tack Regulator Shaft Assembly 153042-0-01
4-2	Bolt 8 x 20	1	018082-0-22		28-1-2	Slide Block	1		
6-1	Tack Regulator Shaft	1		G-6 Tack Regulator Shaft Assembly 153042-0-01	28-2-1	Tack Width Regulator Lever	1		G-28-2 Tack Width Regulator Lever Assembly 156321-0-01
6-2	Slide Block	1			28-2-2	Bolt 8 x 20	1	018082-0-22	
7	Tack Length Lever	1	153351-0-01		29	Washer	1	152749-0-01	
8-1	Roller 5 x 19.8	1		G-8 Cam Roller Assembly	30	Nut	1	152750-0-01	
8-2	Roller	1			34-1	Tack Width Lever	1		G-34 Tack Width Feed Shaft Assembly
9	Screw 4.37 x 6	1	014680-6-22		34-2	Tack Width Feed Shaft	1		
11	Washer	1	152749-0-01		34-3	Taper Pin 4 x 32	1	152738-0-01	
12	Nut	1	152750-0-01		37-1	Roller 5 x 19.8	1		G-37 Cam Roller Assembly
15	Tack Length Lever Shaft	1			37-2	Roller	1		
16	Sleeve	1	152725-0-00		38	Screw 4.37 x 6	1	014680-6-22	
17	Bolt 6 x 30	1	018063-0-22		39	Bushing	1	152745-0-01	
18	Washer 18	1	152756-0-01		40	Screw 5.95 x 6	1	014760-6-22	
19	Stop Ring C18	1	048180-1-42		52	Screw 5.95	1	152718-0-01	
20	Tack Width Lever	1	156072-0-01		54	Washer	1	153393-0-01	
23	Washer 18	1	152756-0-01		55	Steel Ball 3/16	1	071047-6-50	

G. Feed mechanism (2) / Transportvorrichtung (2)
 Mécanisme de l'entraînement (2) / Mecanismo de la alimentación (2)



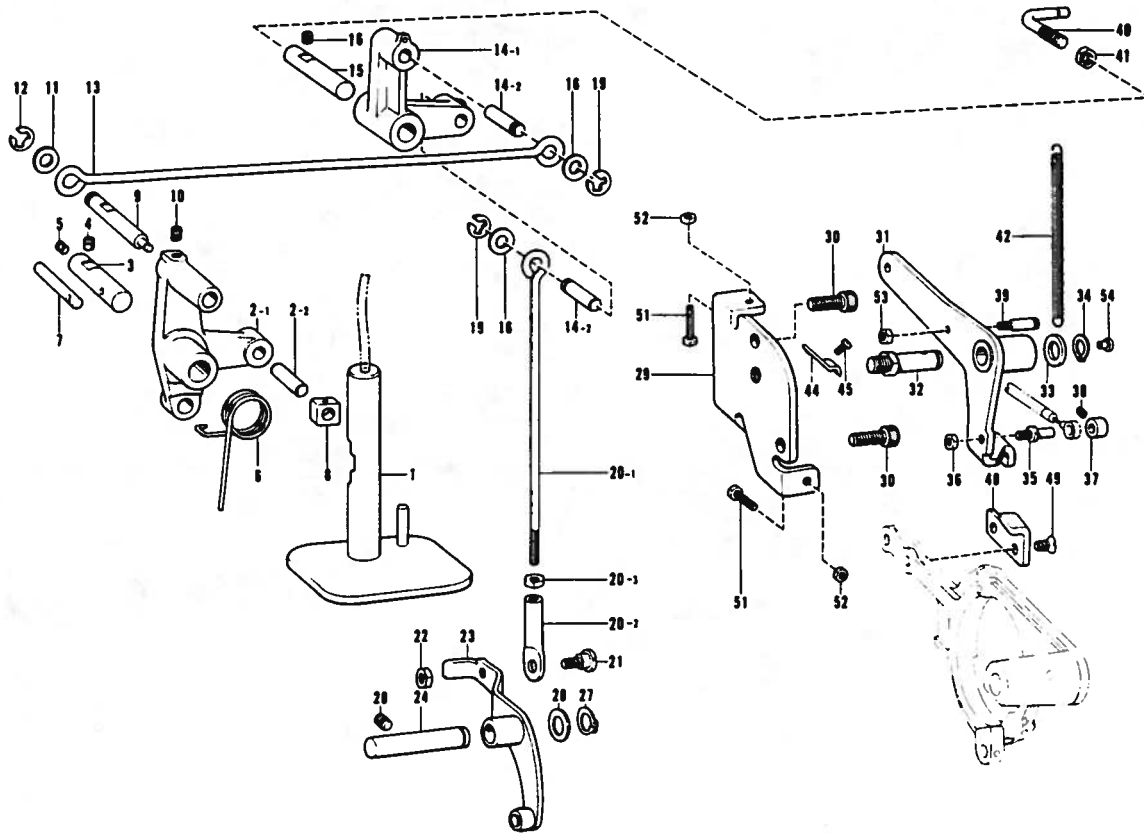
Ref. No	Name of Parts	Q'ty	Parts No	Assembly No	Ref. No	Name of Parts	Q'ty	Parts No	Assembly No
43-1-1	Presser Arm	1	153364-0-02	G-43-1 Presser Arm Assembly	43-2	Flexible Wire Assembly	1	153938-0-01	G-44 Feed Guide Assembly 156075-0-01
43-1-2	Lever Shaft Bushing	1	153944-0-01		43-3	Wire Holder	1	153941-0-01	
43-1-3	Screw 5.95 x 6	1	014760-6-22		43-4	Screw 4.37	1	147476-0-01	
43-1-4	Presser Arm Lever ALS	1	153945-0-01		43-5	Nut 4.37	1	021680-2-02	
43-1-5	Presser Arm Lever ARS	1	153946-0-01		43-6	Screw 4.76 x 6	1	009710-6-12	
43-1-6	Spring Hook	2	110251-0-01		44-1	Feed Guide	1		
43-1-7	Nut 3.57	2	021670-1-02		44-2	Pin 3 x 17.8	2		
43-1-8	Spring	2	153961-0-01		44-3	Roller	2		
43-1-9	Presser Arm Lever BL	1	153962-0-01		44-4	Roller	2	148133-0-01	
43-1-10	Presser Arm Lever BR	1	153947-0-01		44-5	Tack Width Regulator Assembly	1	156108-0-01	
43-1-11	Work Clamp Lifter Plate Assembly	1	153948-0-01		44-6	Washer	1	156109-0-01	
43-1-12	Work Clamp Lifter Lever Holder	1	153953-0-01		44-7	Slide Block	1	156077-0-01	
43-1-13	Bolt M5 x 12	2	018501-2-22		44-8	Felt	1	156080-0-00	
43-1-14	Roller Stud	1	110168-0-01		44-9-1	Slide Block	1		
43-1-15	Nut 4.37	1	021680-2-02		44-9-2	Tack Regulator Shaft	1		
43-1-16	Presser Foot	2			44-10	Screw 5.95 x 6	1	014760-6-22	
43-1-17	Work Clamp Guide Bracket (A)	2	153369-0-01		45	Washer	2	153383-0-01	
43-1-18	Work Clamp Guide Bracket (B)	1	153370-0-01		46	Slide Plate	2	153384-0-01	
43-1-19	Screw 3.57	6	107038-0-03		47	Washer 6	2	025060-2-37	
43-1-20	Presser Arm Lever Plate	2	153571-0-01		48	Bolt 5.95 x 14	2	017761-4-12	
43-1-21	Washer	2	140407-0-02		50	Bolt 4.37 x 5	2	017680-5-12	
43-1-22	Bolt 5 x 8	2	018500-8-22		51	Washer 4.37	2	025680-2-32	
43-1-23	Presser Spring Guide Rod	2	153570-0-01		53	Bolt 4.37	2		
43-1-24	Screw 4.76	2	145478-0-01		57	Feed Guide Cover	1		
43-1-25	Presser Spring	2			61	Work Clamp Presser (R)	1	⊕	
43-1-26	Presser Spring Washer	2	152788-0-00		62	Work Clamp Presser (L)	1	⊕	
43-1-27	Presser Spring Collar	2	153567-0-00		63	Feed Plate	1	⊕	
43-1-28	Presser Rod (L)	1	153954-0-01		66-1	Feed Guide Plate 100	1		
43-1-29	Presser Rod (R)	1	153955-0-01		66-2	Feed Guide Plate 140	1		
43-1-30	Screw 4.37 x 6	2	014680-6-22		67	Screw 4.37	6	145318-0-01	
43-1-31	Collar	1	153956-0-01		68	Screw 4.37	2	100032-0-04	
43-1-32	Screw 6.35	1	101706-0-01						
43-1-33	Spring Hook Pin	1	153957-0-01						
43-1-34	Screw 4.37 x 6	1	014680-6-22						
43-1-35	Thrust Ring	2	143591-0-01						

H. Feed cam mechanism / Vertikale Welle
 Mécanisme d'arbre vertical / Mecanismo de eje vertical



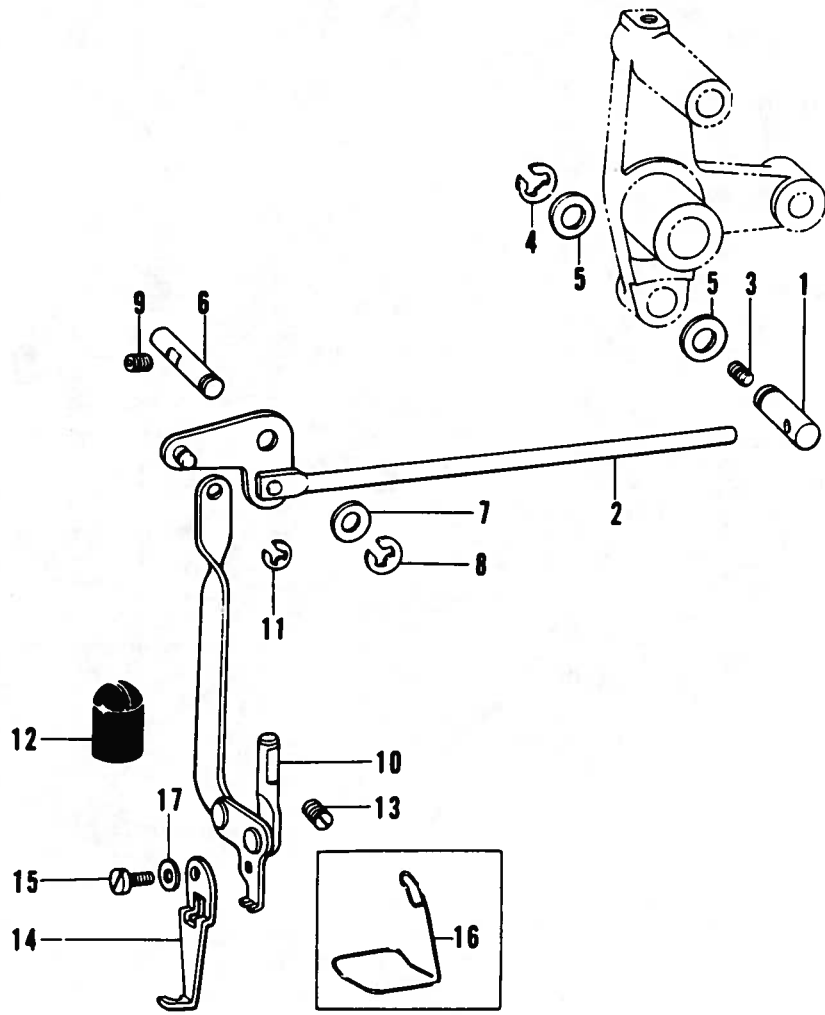
Ref. No	Name of Parts	Q'ty	Parts No	Assembly No.	Ref. No.	Name of Parts	Q'ty	Parts No.	Assembly No.
1	Worm	1	152707-0-01		27	Washer 2-6	3	028060-2-42	
2	Screw 5.95	6	152718-0-01		28	Clutch Cam	1	152729-0-01	
3	Washer	1	147151-0-00		29	Sleeve	1	152725-0-00	
4	Worm Wheel	1	152708-0-00		30	Bolt 6 x 30	1	018063-0-22	
5	Washer	1	152713-0-01		31	Knife Cam	1	152730-0-01	
6	Sleeve	1	152709-0-00		32	Sleeve	1	152725-0-00	
7	Washer	1	152710-0-01		33	Bolt 6 x 30	1	018063-0-22	
8	Bolt 6 x 20	1	018062-0-22		34	Stop Ring	1	152723-0-01	
9	Vertical Shaft Bushing (U)	1	159977-0-00		35	Roller Holder	1	152731-0-01	
10	Screw 5.95 x 6	1	014760-6-22		36	Pin	1	152732-0-01	
11	Vertical Shaft Bushing (D)	1	159978-0-01		37	Screw 4.76	1	013710-7-12	
12	Vertical Shaft Assembly	1	159979-0-01		38	Roller	1	152914-0-01	
13	Washer 40	1	159984-0-01		39	Emergency Stop Lever	1	152733-0-01	
15- 1	Change Gear (W)	1			40	Screw 4.76	1	013710-7-12	
15- 4	Change Gear (W)	1			41	Roller Holder Lever	1	152734-0-01	
16- 1	Change Gear (C)	1			42	Bolt 6 x 16	1	018061-6-22	
16- 4	Change Gear (C)	1			43- 1-1	Roller Holder Cam Lever	1		H-43-1 Roller Holder Lever Shaft Assembly 153332-0-01
17	Washer	1			43- 1-2	Roller Holder Lever Shaft	1		
18- 1	Bolt 6 x 22	3			43- 1-3	Taper Pin 3 x 20	1	046302-0-20	
18- 2	Bolt 6 x 14	3			43- 2	Pin	1	152739-0-01	H-43 Roller Holder Cam Lever Assembly 152735-1-01
19	Tack Length Feed Cam Shaft	1	152724-0-01		43- 3	Roller	1	153195-0-01	
20	Sleeve	1	152725-0-00		43- 4	Stop Ring E4	1	048040-3-42	
21	Bolt 6 x 30	1	018063-0-22		43- 5	Spring Hook	1	155337-0-01	
22	Feed Cam	1	*		44	Collar	1	110027-0-01	
23	Washer 8	1	152728-0-01		45	Screw 5.95 x 6	2	014760-6-22	
24	Bolt 8 x 15	1	151163-0-01		46	Spring	1	155336-0-01	
25	Bolt 6 x 20	3	018062-0-22		47	Spring Hook	1	141334-0-01	
26	Washer	3	109893-0-02		48	Cover	1	153141-0-01	
					49	Screw 3.57 x 4	2	009670-4-12	

**J. Work clamp lifter mechanism / Stoffhalterheborrichtung
Mécanisme de levreur du pinceur / Mecanismo de levantador de ménsula de trabajo**



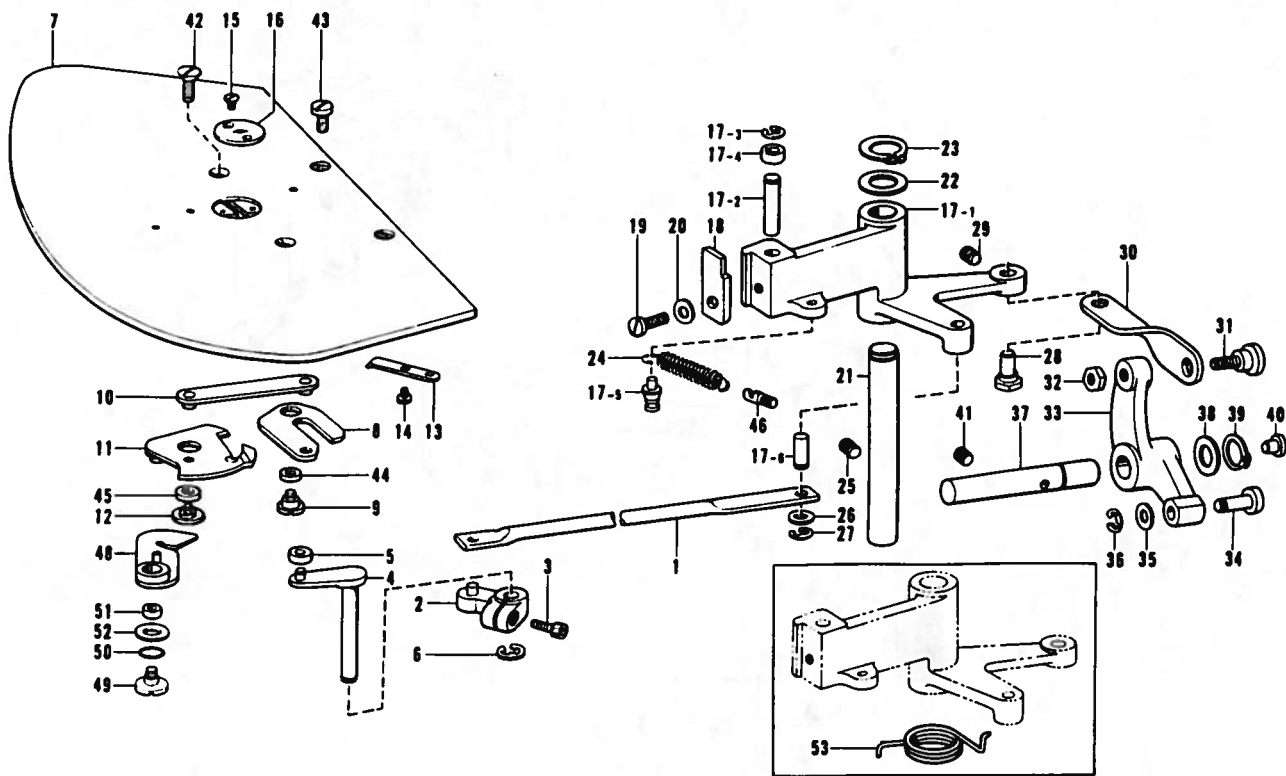
Ref No	Name of Parts	Q'ty	Parts No	Assembly No	Ref No	Name of Parts	Q'ty	Parts No	Assembly No
1	Work Clamp Lifter Plate Assembly	1	152794-0-01		24	Driving Shaft	1	158687-0-01	
2- 1	Work Clamp Lifter Lever	1	152798-0-01		26	Horizontal Feed Crank Ring	1	142628-0-01	
2- 2	Tack Length Slide Block Pin	1	152744-0-01		27	Stop Ring C11	1	048110-1-42	
3	Work Clamp Lifter Lever Shaft	1	152799-0-01		28	Screw 5.95 x 6	1	014760-6-22	
4	Screw 5.95 x 6	1	014760-6-22		29	Starting Lever Bracket	1	153931-0-01	
5	Screw 5.95	1	013760-6-12		30	Bolt 8 x 15	2	151163-0-01	
6	Spring	1	152800-2-01		31	Starting Lever F	1	153932-0-01	
7	Pin	1	152801-0-01		32	Starting Lever Shaft	1	153933-0-01	
8	Needle Bar Guide Slide Block	1	102630-0-01		33	Horizontal Feed Crank Ring	1	142628-0-01	
9	Work Clamp Lifter Rod Shaft (A)	1	152802-0-01		34	Stop Ring C11	1	048110-1-42	
10	Screw 5.95 x 6	1	014760-6-22		35	Wire Pin	1	153934-0-01	
11	Washer	1	107153-0-02		36	Nut 4.76	1	110161-0-04	
12	Stop Ring E6	1	048060-3-42		37	Collar	1	120068-0-01	
13	Work Clamp Lifter Rod (A)	1	152803-0-01		38	Screw 4.37	1	151601-0-02	
14- 1	Connecting Lever	1	152805-1-01		39	Spring Hook	1	153935-0-01	
14- 2	Connecting Lever Shaft (B)	2	152806-0-01		40	Spring Hook (L)	1	153936-0-01	
15	Lifting Lever Shaft	1	158686-0-01		41	Nut 7.14	1	100090-0-04	
16	Screw 5.95 x 6	1	014760-6-22		42	Spring	1	153937-0-01	
18	Washer	2	107153-0-02		44	Wire Holder	1	153941-0-01	
19	Stop Ring E6	2	048060-3-42		45	Screw 4.76 x 6	1	009710-6-12	
20- 1	Connecting Rod	1	154332-0-01	J-20 Connecting Rod Assembly 152808-1-01	48	Safety Lever F	1	153942-0-01	
20- 2	Joint	1	154333-0-01		49	Screw 5.95 x 8	2	003760-8-12	
20- 3	Nut 6.35	1	150556-0-01		51	Bolt 5.95 x 20	2	017762-0-12	
21	Stud Screw 6.35	1	141583-0-01		52	Nut 5.95	2	150553-0-01	
22	Nut 6.35	1	150556-0-01		53	Nut 4.76	1	110161-0-04	
23	Connecting Lever	1	152811-0-01		54	Cap for Oil Inlet	1	111865-0-01	

K. Thread wiper mechanism / Fadenwischvorrichtung
 Mécanisme de tire-fil / Mecanismo de limpiador de hilos




Ref No	Name of Parts	Q'ty	Parts No	Assembly No	Ref No	Name of Parts	Q'ty	Parts No.	Assembly No
1	Thread Wiper Rod Shaft	1	152815-0-01		10	Thread Wiper Link Assembly	1	152823-0-01	
2	Thread Wiper Rod Assembly	1	152816-0-01		11	Stop Ring E3	1	048030-3-42	
3	Screw 4.37 x 6	1	014680-6-22		12	Oil Cap	1	152827-0-01	
4	Stop Ring E6	1	048060-3-42		13	Screw 4.76	1	013710-7-12	
5	Washer	2	116629-0-01		14	Thread Wiper (A)	1		
6	Thread Wiper Shaft	1	152822-0-01		15	Screw 3.57 x 5	1	009670-5-12	
7	Washer 6.35	1	025770-2-32		16	Finger Guard	1		
8	Stop Ring E4	1	048040-3-42		17	Washer 3.5	1	025350-1-32	
9	Screw 4.37 x 6	1	014680-6-22						

L. Thread trimmer mechanism / Fadenabschneidevorrichtung
 Mécanisme de coupe-fil / Mecanismo de recortadora de orillos



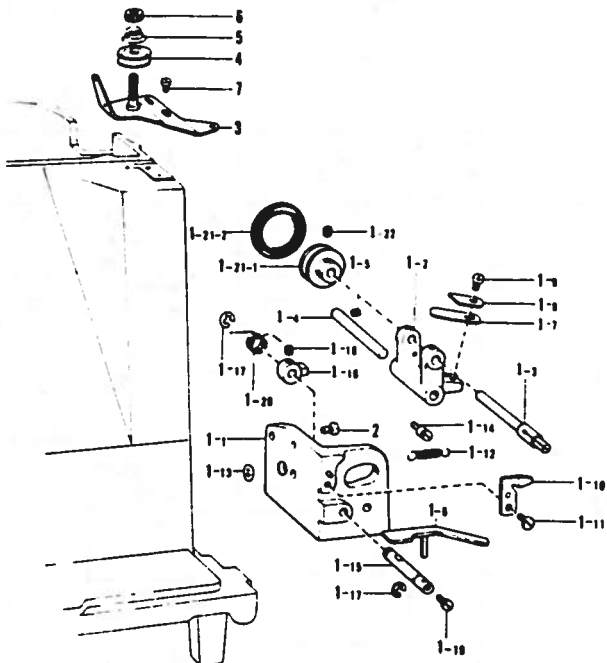
Ref. No	Name of Parts	Q'ty	Parts No	Assembly No	Ref. No.	Name of Parts	Q'ty	Parts No.	Assembly No.
1	Connecting Rod	1	152892-0-01		25	Screw 5.95 x 6	1	014760-6-22	
2	Thread Trimming Arm (A) Assembly	1	152896-0-01		26	Washer	1	140208-0-01	
3	Bolt 4.37 x 10	1	018681-0-22		27	Stop Ring E4	1	048040-3-42	
4	Thread Trimming Arm (B)	1	152893-1-01		28	Stud	1	152920-0-01	
5	Roller 9.33	1	S00805-0-01		29	Screw 5.95 x 6	1	014760-6-22	
6	Stop Ring E5	1	048050-3-42		30	Thread Trimming Link	1	152921-0-01	
7	Needle Plate	1			31	Stud Screw 5.95	1	151907-0-01	
8	Knife Arm (C)	1	S00701-0-01		32	Nut 5.95	1	150553-0-01	
9	Screw 4.37	1	153222-0-01		33	Thread Trimming Lever	1	152922-0-01	
10	Knife Connecting Rod Assembly	1	S00702-0-01		34	Roller	1	152923-0-01	
11	Movable Knife Assembly	1	S00706-1-01		35	Washer	1	112468-0-01	
12	Screw 4.37	1	S00712-0-01		36	Stop Ring E5	1	048050-3-42	
13	Fixed Knife	1	S00713-0-01		37	Driving Shaft	1	153482-0-01	
14	Screw 2.38	2	111140-0-02		38	Horizontal Feed Crank Ring	1	142628-0-01	
15	Screw 2.38	2	100360-0-03		39	Stop Ring C11	1	048110-1-42	
16	Needle Hole Plate	1			40	Cap for Oil Inlet	1	111865-0-01	
17-1	Cam Lever	1	152912-0-01		41	Screw 5.95 x 6	1	014760-6-22	
17-2	Roller Stud	1	152913-0-01		42	Screw 4.37	2	100032-0-04	
17-3	Stop Ring E4	1	048040-3-42		43	Screw 4.37	2	153208-0-02	
17-4	Roller	1	152914-0-01		44	Collar	1	153220-0-01	
17-5	Spring Hook	1	154789-0-01		45	Collar	1	S00705-0-01	
17-6	Pin	1	152919-0-01		46	Spring Hook	1	141334-0-01	
18	Cam Lever Claw	1	152915-0-01		48	Thread Retainer	1		
19	Screw 5.95 x 14	1	009761-4-12		49	Screw 4.37	1	S00722-0-01	
20	Washer 6	1	025060-1-32		50	Packing P8	1	081008-0-70	
21	Shaft	1	152916-0-01		51	Collar 7.94	1	S00723-0-01	
22	Washer	1	152917-0-01		52	Washer	1	153596-0-01	
23	Stop Ring C12	1	048120-1-42		53	Spring (B)	1		
24	Spring	1	154788-0-01						

M. Thread nipper mechanism / Fadenspannvorrichtung
 Mécanisme de pince-fil / Mecanismo de mordaza para hilos



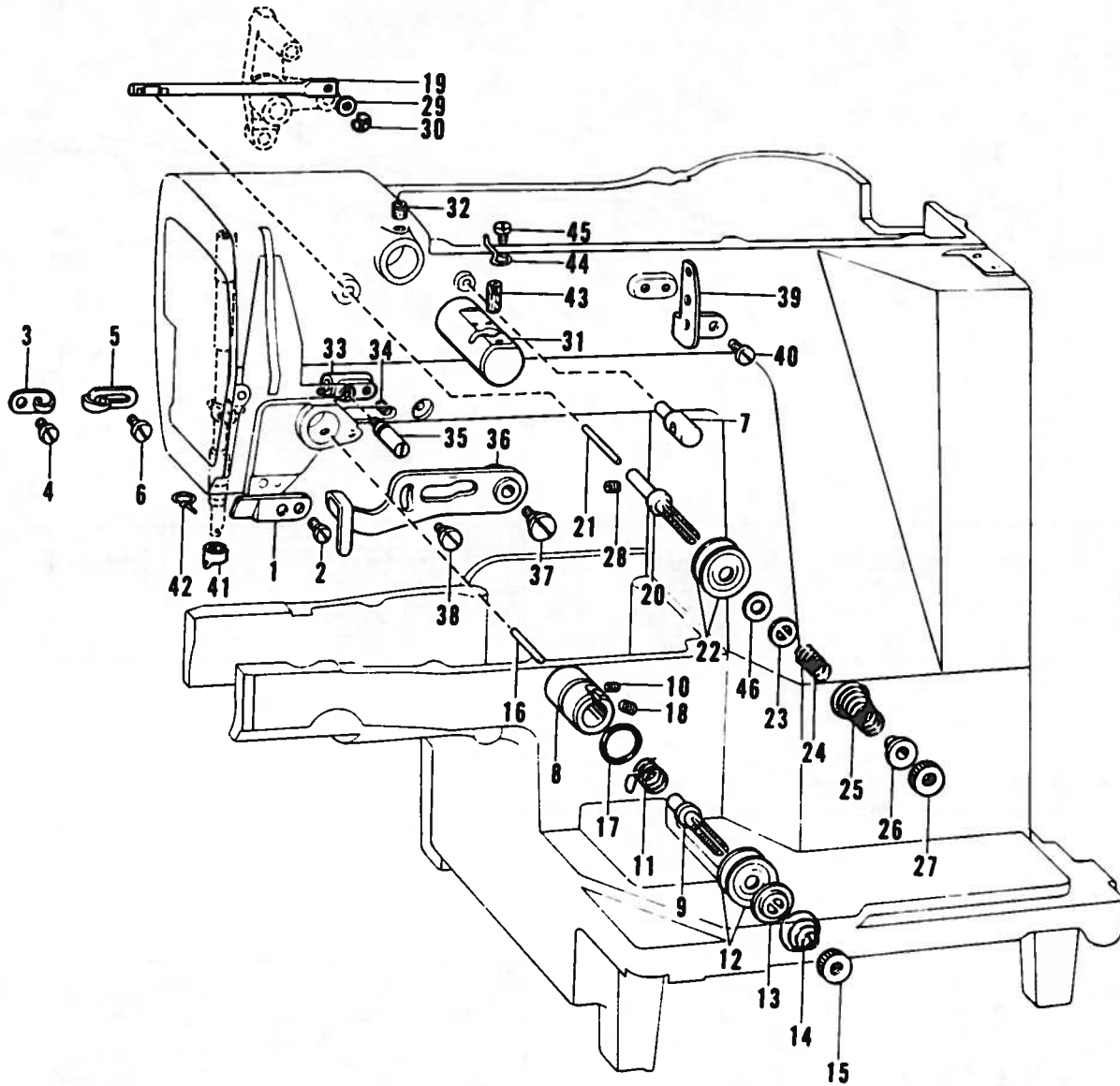
Ref. No.	Name of Parts	Q'ty	Parts No.	Assembly No.	Ref. No.	Name of Parts	Q'ty	Parts No.	Assembly No.
1	Tension Release Bar	1	152925-1-01		6	Stop Ring E4	1	048040-3-42	
2	Tension Release Bar Plate	1	152926-0-01		7	Tension Release Lever Shaft	1	152929-0-01	
3	Screw 3.57 x 10	2	009671-0-12		8	Stop Ring E5	1	048050-3-42	
4	Washer 3.5	2	025350-3-32		9	Washer 6.35	1	025770-2-32	
5	Tension Release Lever	1	152988-0-01		10	Screw 5.95 x 6	1	014760-6-22	

N. Bobbin winder mechanism / Spuiler
 Mécanisme du bobineur / Mecanismo del devanador de la canilla



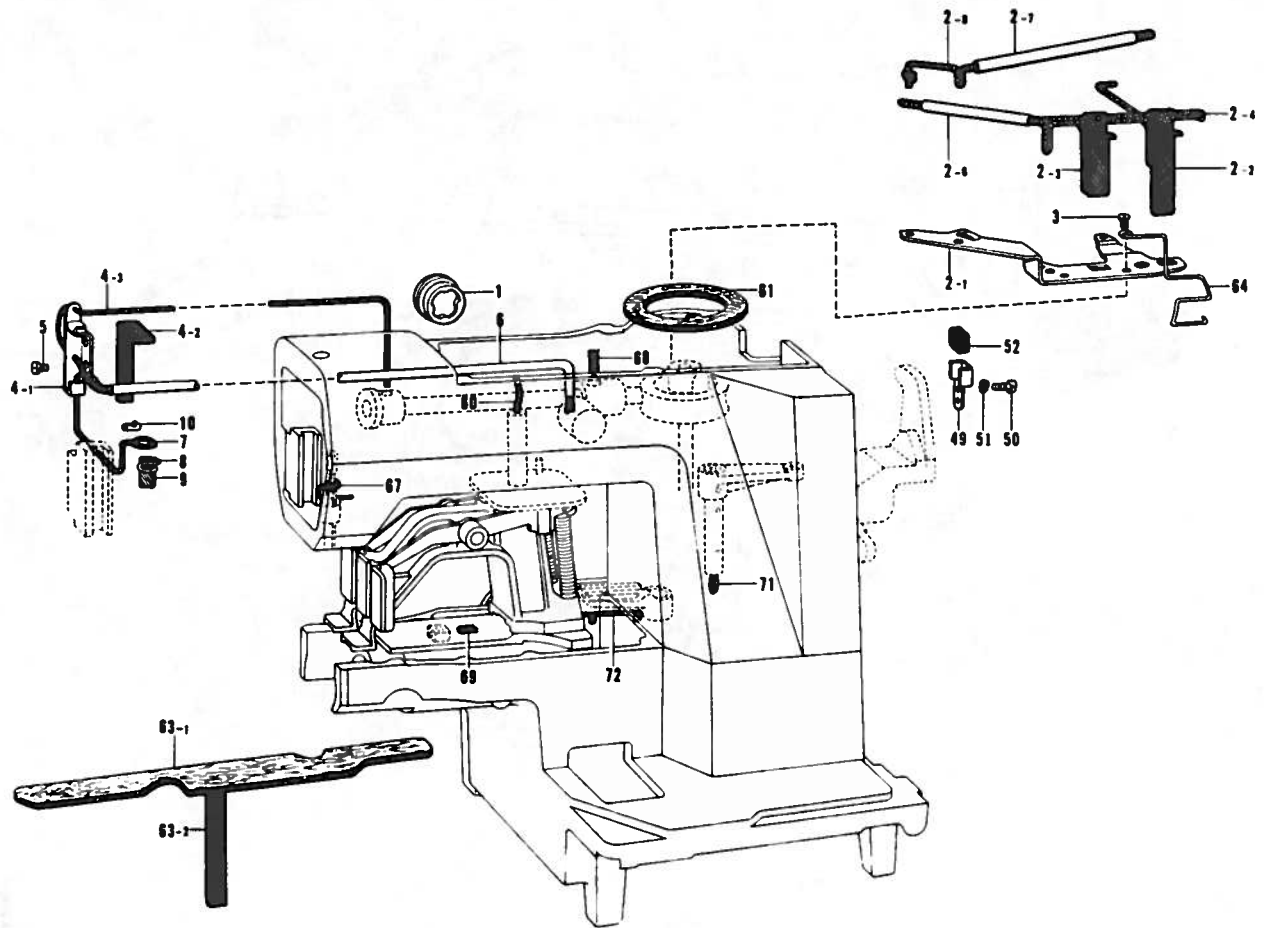
Ref. No.	Name of Parts	Q'ty	Parts No.	Assembly No.
1-1	Bobbin Winder Bracket	1	152983-0-01	N-1 Bobbin Winder Assembly S00808-0-01
1-2	Bobbin Winder Lever	1	152984-0-01	
1-3	Bobbin Winder Shaft	1	S00694-0-01	
1-4	Bobbin Winder Lever Shaft	1	152934-0-01	
1-5	Screw 4.37	1	102716-0-04	
1-6	Bobbin Presser	1	152935-0-01	
1-7	Plate Spring	1	152936-0-01	
1-8	Washer	1	152937-0-01	
1-9	Screw 3.57 x 7	1	009670-7-12	
1-10	Knife	1	152938-0-01	
1-11	Screw 4.37 x 7	1	009680-7-12	
1-12	Spring	1	152939-0-01	
1-13	Spring Hook	1	115138-0-01	
1-14	Sustainer	1	141550-0-01	
1-15	Claw Stud for Bobbin Winder	1	152940-0-01	
1-16	Claw for Bobbin Winder	1	142566-0-01	
1-17	Stop Ring E5	2	048050-3-42	
1-18	Screw 4.37	2	151601-0-02	
1-19	Screw 3.57 x 7	1	009670-7-12	
1-20	Spring	1	152941-0-01	
1-21-1	Bobbin Winder Wheel	1	154528-0-01	
1-21-2	Rubber Ring	1	120448-0-01	
1-22	Screw 4.37	2	102716-0-04	
2	Screw 5.95 x 14	2	009761-4-12	
3	Lower Thread Tension Bracket Assembly	1	152945-0-01	
4	Tension Disc	2	145446-0-01	
5	Tension Spring	1	104525-0-01	
6	Tension Control Nut	1	100136-0-01	
7	Screw 4.37 x 10	2	009681-0-12	

P. Threading mechanism / Fadenführungsrichtung
 Mécanisme de l'enfilage / Mecanismo de la enhebrado



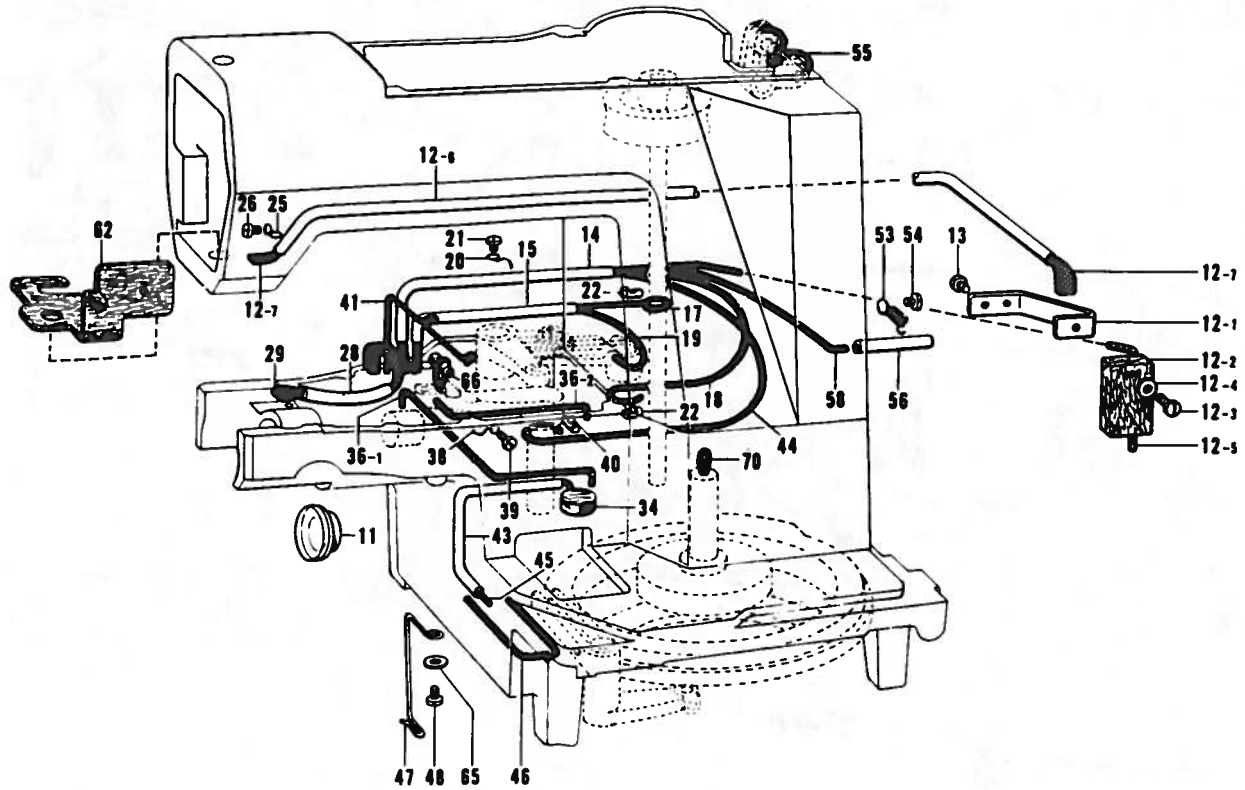
Ref No	Name of Parts	Q'ty	Parts No	Assembly No	Ref No	Name of Parts	Q'ty	Parts No	Assembly No
1	Arm Thread Guide	1	152869-0-01		24	Tension Spring	1	152878-0-01	
2	Screw 4.76 x 7	1	009710-7-12		25	Tension Spring	1	152879-1-01	
3	Arm Thread Guide	1	152870-0-01		26	Washer	1	152880-0-01	
4	Screw 3.57 x 6	1	009670-6-12		27	Tension Control Nut	1	100136-0-01	
5	Arm Thread Guide	1	113316-0-01		28	Screw 4.37	1	151601-0-02	
6	Screw 3.57	1	112751-0-03		29	Washer	1	140208-0-01	
7	Upper Thread Guide Bar	1	153049-0-01		30	Stop Ring E4	1	048040-3-42	
8	Tension Bracket	1	152872-0-01		31	Needle Cooler Assembly	1	152881-0-01	
9	Tension Stud	1	100398-0-01		32	Screw 5.95	1	013760-6-12	
10	Screw 3.57	1	100402-0-04		33	Thread Take-up Guide	1	152886-0-01	
11	Thread Take-up Spring	1			34	Screw 4.37	1	014680-4-22	
12	Tension Disc	2	145446-0-01		35	Guide Stud	1	152887-0-01	
13	Tension Disc Washer	1	159805-0-01		36	Thread Take-up Lever	1	152888-0-01	
14	Tension Spring	1			37	Stud Screw 6.35	1	141528-0-01	
15	Tension Control Nut	1	100136-0-01		38	Stud Screw 4.76	1	115077-0-03	
16	Tension Release Pin	1	152873-0-01		39	Thread Retainer	1	152889-0-01	
17	Packing	1	114294-0-01		40	Screw 3.57 x 6	2	009670-6-12	
18	Screw 5.95	1	103950-0-02		41	Needle Bar Thread Guide	1		
19	Tension Release Bar	1	152874-0-01		42	Thread Guide (D)	1	152891-0-01	
20	Tension Stud	1	152875-0-01		43	Felt 7 x 15.5	1	152883-0-00	
21	Tension Release Pin	1	152876-0-01		44	Needle Cooler Thread Guide	1	152884-0-01	
22	Tension Disc	2	145446-0-01		45	Screw 3.57 x 4	1	009670-4-12	
23	Tension Disc Washer	1	152877-0-01		46	Washer	1	153138-0-01	

Q. Lubrication (1) / Schmierung (1)
 Lubrification (1) / Lubricación (1)



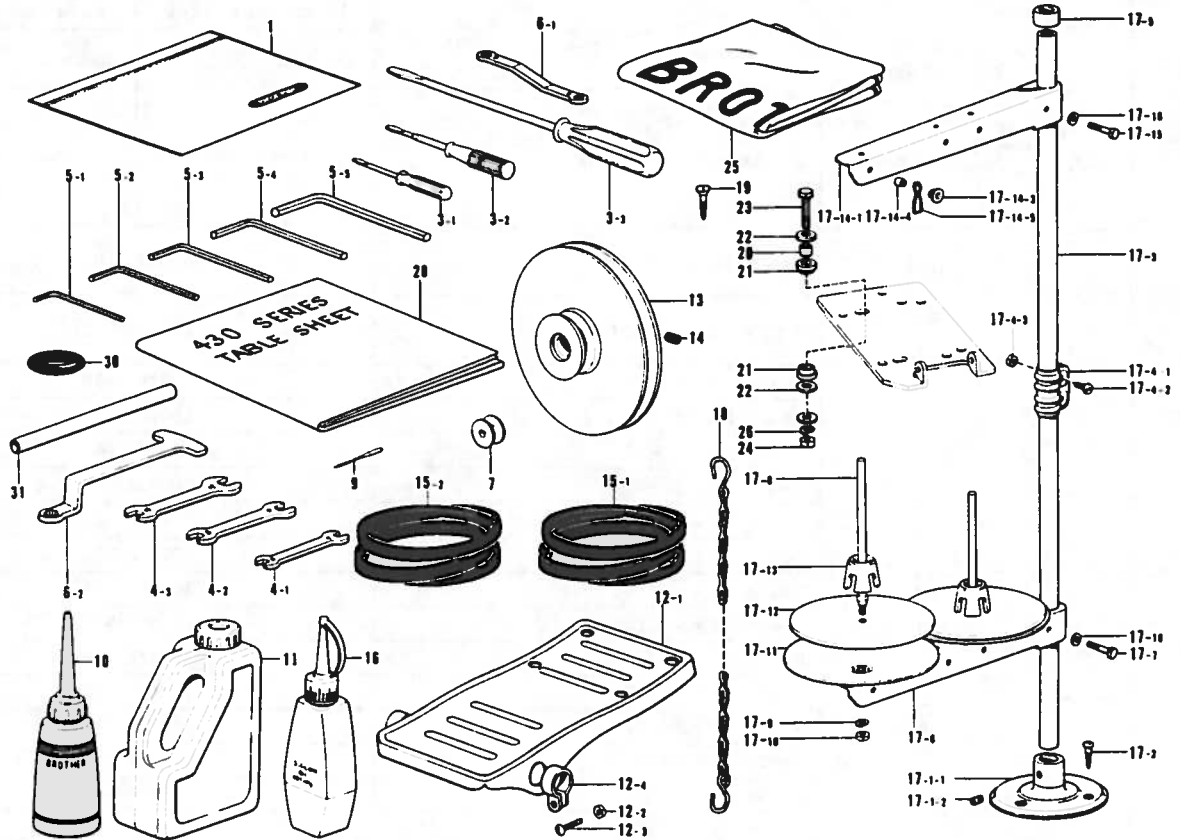
Ref. No	Name of Parts	Q'ty	Parts No.	Assembly No	Ref. No	Name of Parts	Q'ty	Parts No.	Assembly No.
1	Oil Gauge Window	1	152948-0-01		9	Wick	1	152960-0-01	
2- 1	Wick Supporter	1	152950-0-01		10	Wick Supporter	1	104567-0-01	
2- 2	Felt	1	152951-0-01		49	Wick Holder	1	152976-0-01	
2- 3	Felt	1	S00834-0-00	Q-2	50	Screw 3.57 x 5	2	009670-5-12	
2- 4	Wick 6 x 6	1	153918-0-01	Wick Supporter Assembly S00833-0-01	51	Washer 2-4	2	028040-2-42	
2- 6	Oil Tube	1	140423-0-00		52	Wick	1	152977-0-01	
2- 7	Oil Tube	1	147745-0-00		60	Wick 4 x 4	1	152968-0-01	
2- 8	Wick 6 x 6	1	153919-0-01		61	Felt	1	153529-0-01	
3	Screw 4.37 x 10	2	009681-0-12		63- 1	Felt	1	153531-0-01	
4- 1	Wick Supporter	1	152959-0-01	Q-4	63- 2	Wick	1	153562-0-01	
4- 2	Wick	1	152955-0-01	Wick Supporter Assembly 152958-0-01	64	Felt Supporter	1	153528-0-01	
4- 3	Wick	1	152956-0-01		67	Wick 4 x 4	1	152973-0-01	
5	Screw 4.37 x 6	1	009680-6-12		68	Wick 4 x 4	1	153925-0-01	
6	Oil Tube	1	144694-0-01		69	Wick	1	153926-0-01	
7	Wick 4 x 4	1	152956-0-01		71	Wick 6 x 6	1	152980-0-01	
8	Wick Supporter	1	152962-0-01		72	Wick 4 x 4	1	152968-0-01	

Q. Lubrication (2) / Schmierung (2)
 Lubrication (2) / Lubricación (2)



Ref No	Name of Parts	Q'ty	Parts No	Assembly No	Ref No	Name of Parts	Q'ty	Parts No	Assembly No
11	Oil Gauge Window	1	152948-0-01	Q-12 Felt Supporter Assembly S00695-0-01	36-1	Wick 4 x 4	1	152973-0-01	
12-1	Felt Supporter	1	S00696-0-01		36-2	Wick 4 x 4	1	153921-0-01	
12-2	Felt	1	S00697-0-00		38	Cord Supporter	1	117150-0-01	
12-3	Screw 3.57 x 8	1	009670-8-12		39	Screw 3.57 x 5	1	009670-5-12	
12-4	Washer 3.5	3	025350-3-32		40	Wick Supporter	1	104567-0-01	
12-5	Wick 4 x 4	1	152963-0-01		41	Wick 4 x 4	1	152974-0-01	
12-6	Oil Tube	1	146375-0-00		43	Oil Tube	1	147745-0-00	
12-7	Wick	1	152992-0-01		44	Wick 4 x 4	1	153922-0-01	
13	Screw 3.57 x 6	2	009670-6-12		45	Wick 6 x 6	1	152953-0-01	
14	Oil Tube	1	148921-0-00		46	Wick 4 x 4	1	153920-0-01	
15	Oil Tube	1	147745-0-00		47	Wick Supporter	1	153763-0-01	
17	Wick 6 x 6	1	152964-0-01		48	Screw 3.57 x 5	1	009670-5-12	
18	Wick 4 x 4	1	152965-0-01		53	Tube Supporter	1	152978-0-01	
19	Wick 6 x 6	1	152964-0-01		54	Screw 4.37 x 8	1	009680-8-12	
20	Cord Supporter	1	152969-0-01		55	Wick 6 x 6	1	153927-0-01	
21	Screw 3.57 x 5	1	009670-5-12		56	Oil Tube	1	148735-0-01	
22	Wick Supporter	2	104567-0-01		58	Wick 4 x 4	1	153922-0-01	
25	Cord Supporter	1	117150-0-01		62	Felt	1	153530-0-01	
26	Screw 3.57 x 5	1	009670-5-12		65	Washer	1	105248-0-01	
28	Oil Tube	1	S00835-0-00		66	Felt	1	153924-0-01	
29	Wick	1	S00836-0-00	70	Wick 6 x 6	1	152980-0-01		
34	Felt	1	113006-0-01						

Z. Accessories / Zubehör
Accessoires / Accesorios



Ref. No	Name of Parts	Q'ty	Parts No.	Assembly No	Ref. No	Name of Parts	Q'ty	Parts No.	Assembly No
1	Vinyl Bag	1	122991-0-01		17- 3	Pipe	2	150172-0-01	
3- 1	Screw Driver 1.9 x 52	1	142443-0-01		17- 4-1	Joint	1	150173-0-01	Z-17-4
3- 2	Screw Driver 3.4 x 70	1	118837-0-01		17- 4-2	Screw 5 x 14	2	150202-0-01	Joint for
3- 3	Screw Driver 5.5 x 190	1	101572-1-01		17- 4-3	Nut 5	2	021500-1-03	Cotton Stand
4- 1	Spanner 6 x 7	1	107779-0-01		17- 5	Cap	1		150106-0-01
4- 2	Spanner 8 x 9	1	100887-0-01		17- 6	Spool Holder 2	1	150178-0-01	
4- 3	Spanner 10 x 12	1	107780-0-01		17- 7	Bolt 5 x 28	1	017502-8-03	
5- 1	Spanner 2	1	142002-0-01		17- 8	Spool Shaft (B)	2	150179-0-01	Z-17
5- 2	Spanner 3	1	142721-0-01		17- 9	Washer 2-5	2	028050-2-43	Cotton Stand
5- 3	Spanner 4	1	118064-0-01		17-10	Nut 5	2	021500-1-03	Assembly
5- 4	Spanner 5	1	147487-0-01		17-11	Spool Stand Base	2	150180-0-00	150150-0-03
5- 5	Spanner 6	1	115157-0-01		17-12	Spool Mat	2	150182-0-00	
6- 1	Wrench 8 x 9	1	105343-0-01		17-13	Spool Cushion	2	126863-0-00	
6- 2	Wrench 10	1	152765-0-01		17-14-1	Spool Holder 2	1	150178-0-01	
7	Bobbin	4			17-14-3	Thread Hanger	2		Z-17-14
9	Needle	4			17-14-4	Thread Bushing	2	142990-0-01	Thread Hanger
10	Oiler	1	114483-0-02		17-14-5	Thread Guide Spring	2	150184-0-01	Assembly
11	Oil Tank	1	154702-0-01		17-15	Bolt 5 x 28	1	017502-8-03	150192-0-03
12- 1	Pedal	1	117437-1-01		17-16	Washer 5	2	025050-2-33	
12- 2	Nut 4	2	021400-1-06	Z-12	18	Chain	1	149247-0-01	Pedal Assembly
12- 3	Screw 4 x 14	2	001401-4-16	116185-2-01	19	Screw 6.2 x 32	4	106030-0-01	
12- 4	Pedal Stopper	2	116016-0-01		20	Cushion Collar	4	152863-0-01	
13	Motor Pulley	1			21	Cushion	8	152864-0-00	
14	Screw 5.95 x 6	2	014760-6-22		22	Washer 7.14	12	025800-3-32	
15- 1	V Belt (for Low Speed)	1	082104-8-90		23	Bolt 6 x 25	4	017062-5-03	
15- 2	V Belt (for High Speed)	1			24	Nut 6	4	021060-1-02	
16	Silicon Oil	1	156334-0-02		25	Head Cover	1	144226-0-01	
17- 1-1	Cotton Stand Base	1	150189-0-01	Z-17-1	26	Washer 2-6	4	028060-2-42	Cotton Stand
17- 1-2	Screw 6 x 7	2	150181-1-01	Base Assembly	28	Table Sheet	1	153574-2-01	150139-0-01
17- 2	Screw 4.5 x 22	3	031452-2-03	Z-17 150150-0-03	30	Rubber Ring	1	120448-0-01	
					31	Pipe	1	154760-0-01	









*The details of included accessories are subject to change.




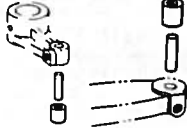








*Les détails des accessoires inclus sont sujets à des changements.





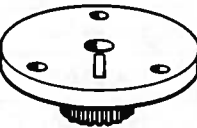




*Änderungen in der Aufstellung der mitgelieferten Zubehöre sind vorbehalten.












*Los detalles de los accesorios incluidos pueden variar.

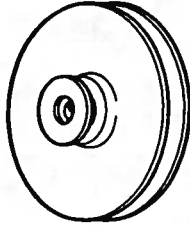

**DIFFERENT PARTS LIST / ZUBEHÖRLISTE
LISTE DES PIÈCES ACCESSOIRES / LISTA DE PIEZAS ACCESORIAS**

Ref. No.	Name of Parts	Sub-class	485			
			Pattern size 60 x 100		Pattern size 30 x 140	
			Standard	with Finger Guard	Standard	with Finger Guard
A-13		Bed Cover (L) Assembly	152836-0-02		154432-0-02	
B-22		Needle Bar (A) (φ 2.0)	S00809-0-01			
		Needle Bar (C) (φ2.02)	S00810-0-01			
B-27 Z- 9		Needle DB x 1 # 9	100265-0-29			
		Needle DB x 1 #11	100265-0-31			
		Needle DB x 1 #23	100265-0-43			
		Needle DB x 1 #25	100265-0-45			
		Needle DP x 5 # 9	107415-0-09			
		Needle DP x 5 #11	107415-0-11			
		Needle DP x 5 #14	107415-0-14			
		Needle DP x 5 #16	107415-0-16			
		Needle DP x 5 #18	107415-0-18			
		Needle DP x 5 #19	107415-0-19			
		Needle DP x 5 #21	107415-0-21			
		Needle DP x 5 KN #10	154763-0-10			
		Needle DP x 17 #14	145646-0-14			
		Needle DP x 17 #16	145646-0-16			
		Needle DP x 17 #18	145646-0-18			
		Needle DP x 17 #19	145646-0-19			
		C-17		Treble Rotary Hook (A) Assembly (for thick materials)	S00688-0-01	
Treble Rotary Hook (B) Assembly (for standard)	S00689-0-01					
C-18		Bobbin Case (A) Assembly (for standard)	S00690-0-01			
		Bobbin Case (B) Assembly (for thick materials)	S00691-0-01			
C-18-1		Lower Thread Adjusting Spring (A) (for standard)	S00831-0-01			
		Lower Thread Adjusting Spring (B) (for thick materials)	S00711-0-01			
C-19		Bobbin Presser Spring (for standard)	S00692-0-01			
C-20 Z- 7		Bobbin (A) (for standard)	S00693-0-01			
		Bobbin (B) (for thick materials)	S00871-0-01			

Ref. No.	Name of Parts	Sub-class	485			
			Pattern size 60 x 100		Pattern size 30 x 140	
			Standard	with Finger Guard	Standard	with Finger Guard
G- 1-1		Tack Length Lever 100	S00677-0-01		/	
G- 1-2		Tack Length Lever 140	S00678-0-01			
G- 4		Tack Length Regulator Lever Assembly	153762-1-01	154711-0-01		
G- 8 G-37		Cam Roller Assembly (A) ($\phi 7.94$)	153352-0-01			
		Cam Roller Assembly (B) ($\phi 7$)	153357-0-01			
G-15		Tack Length Lever Shaft	152755-0-01			
		Tack Length Lever Shaft (A)	152755-0-02			
		Tack Length Lever Shaft (B)	152755-0-03			
G-34		Tack Width Feed Shaft Assembly (A)	154299-0-01			
		Tack Width Feed Shaft Assembly (B)	154320-0-01			
		Tack Width Feed Shaft Assembly (C)	154321-0-01			
G-43-1		Presser Arm Assembly SA5	153943-0-01			
		Presser Arm Assembly SB5	153973-0-01			
		Presser Arm Assembly LA5	153972-0-01			
		Presser Arm Assembly LB5	153974-0-01			
G-43-1-16		Work Clamp S	153368-0-01			
		Work Clamp L	153372-0-01			
G-43-1-25		Presser Spring (A) (for standard)	153568-0-01			
		Presser Spring (B) (for thick materials)	153569-0-01			
G-53		Bolt 4.37 x 5	017680-5-12			
		Bolt 4.37 x 7	153403-0-02			
G-57		Feed Guide Cover S	153392-0-01			
		Feed Guide Cover L	153391-0-01			
G-61		Work Clamp Presser R	※			
G-62		Work Clamp Presser L	※			

Ref. No.	Sub-class		485			
			Pattern size 60 x 100		Pattern size 30 x 140	
			Standard	with Finger Guard	Standard	with Finger Guard
Name of Parts						
G-63		Feed Plate	※			
G-66-1		Feed Guide Plate 100	156073-0-01		/	
G-66-2		Feed Guide Plate 140	/		156074-0-01	
H-15-1		Change Gear W (28 stitches)	152719-0-00			
		Change Gear W (35 stitches)	153312-0-00			
		Change Gear W (42 stitches)	152721-0-00			
H-15-4		Change Gear W (49 stitches)	153394-0-00			
		Change Gear W (56 stitches)	153395-0-00			
		Change Gear W (63 stitches)	153396-0-00			
		Change Gear W (70 stitches)	153397-0-00			
		Change Gear W (77 stitches)	153398-0-00			
		Change Gear W (84 stitches)	153399-0-00			
		Change Gear W (98 stitches)	153400-0-00			
		Change Gear W (112 stitches)	153401-0-00			
		Change Gear W (126 stitches)	153402-0-00			
		Change Gear W (140 stitches)	153404-0-00			
		Change Gear W (154 stitches)	153405-0-00			
H-16-1		Change Gear C (28 stitches)	152720-0-00			
		Change Gear C (35 stitches)	153313-0-00			
		Change Gear C (42 stitches)	152722-0-00			
H-16-4		Change Gear C (49 stitches)	153407-0-00			
		Change Gear C (56 stitches)	153408-0-00			
		Change Gear C (63 stitches)	153409-0-00			
		Change Gear C (70 stitches)	153410-0-00			
		Change Gear C (77 stitches)	153411-0-00			
		Change Gear C (84 stitches)	153412-0-00			
		Change Gear C (98 stitches)	153413-0-00			
		Change Gear C (112 stitches)	153414-0-00			
		Change Gear C (126 stitches)	153415-0-00			
		Change Gear C (140 stitches)	153417-0-00			
		Change Gear C (154 stitches)	153418-0-00			
H-17		Washer (for 28 ~ 42 stitches)	153104-0-01			
		H-18-1		Bolt 6 x 22 (for 28 ~ 42 stitches)	018062-2-22	

Ref. No.	Name of Parts	Sub-class	485			
			Pattern size 60 x 100		Pattern size 30 x 140	
			Standard	with Finger Guard	Standard	with Finger Guard
H-18-2		Bolt 6 x 14 (for 49 ~ 168 stitches)	018061-4-22			
H-22		Feed Cam	※			
K-14		Thread Wiper (A)	156206-0-01		156206-0-01	
K-16		Finger Guard		S00926-0-01		S00926-0-01
L-7		Needle Plate S	S00698-0-01			
		Needle Plate M	S00699-0-01			
		Needle Plate L	S00700-0-01			
L-16		Needle Hole Plate (A) ($\phi 1.6$)	S00714-0-01			
		Needle Hole Plate (B) ($\phi 2.2$)	S00715-0-01			
		Needle Hole Plate (C) ($\phi 2.2$ cross-shaped groove)	S00716-0-01			
		Needle Hole Plate (D) ($\phi 2.5$ cross-shaped groove)	S00717-0-01			
		Needle Hole Plate (E) ($\phi 2.6$)	S00718-0-01			
		Needle Hole Plate (F) ($\phi 2.2$)	S00719-0-01			
L-48		Thread Retainer (A)	S00720-0-01			
		Thread Retainer (B)	S00721-0-01			
L-53		Spring B (for heavy materials)	155551-0-01			
P-11		Thread Take-up Spring (for standard)	145519-0-01			
		Thread Take-up Spring (B) (for thick materials)	144588-0-01			
P-14		Tension Spring (for standard)	104525-0-01			
		Tension Spring (for thick materials)	107606-0-01			
P-41		Needle Bar Thread Guide (A)	152890-0-01			
		Needle Bar Thread Guide (B)	154664-0-01			

Ref. No.	Sub-class	485			
		Pattern size 60 x 100		Pattern size 30 x 140	
		Standard	with Finger Guard	Standard	with Finger Guard
Name of Parts					
Z-13		Motor Pulley 1000/50 (φ14)	154306-0-01		
		Motor Pulley 1300/50 (φ14)	153428-0-01		
		Motor Pulley 1500/50 (φ14)	153426-0-01		
		Motor Pulley 1800/50 (φ14)	153109-0-01		
		Motor Pulley 1000/60 (φ14)	154305-0-01		
		Motor Pulley 1300/60 (φ14)	153427-0-01		
		Motor Pulley 1500/60 (φ14)	153425-0-01		
		Motor Pulley 1800/60 (φ14)	153108-0-01		
		Motor Pulley B 1300/50 (φ15.88)	153807-0-01		
		Motor Pulley B 1500/50 (φ15.88)	153805-0-01		
		Motor Pulley B 1800/50 (φ15.88)	153803-0-01		
		Motor Pulley B 1300/60 (φ15.88)	153806-0-01		
		Motor Pulley B 1500/60 (φ15.88)	153804-0-01		
		Motor Pulley B 1800/60 (φ15.88)	153802-0-01		
		Motor Pulley F 1800/60 (φ19.05)	S01066-0-01		
		Z-15-2		V Belt M49 1000/50	082104-9-90
V Belt M49 1300/50	082104-9-90				
V Belt M50 1500/50	082105-0-90				
V Belt M51 1800/50	082105-1-90				
V Belt M48 1000/60	082104-8-90				
V Belt M49 1300/60	082104-9-90				
V Belt M49 1500/60	082104-9-90				
V Belt M50 1800/60	082105-0-90				

INDEX / INHALTSVERZEICHNIS INDEX / INDICE

Parts No.	Ref. No.	Remark	Parts No.	Ref. No.	Remark	Parts No.	Ref. No.	Remark	Parts No.	Ref. No.	Remark
S00324-0-01	C- 1		009670-5-12	Q-21		014760-6-22	L-29		025800-3-32	D-20	
S00326-0-01	C- 2			Q-26			L-41			Z-22	
S00664-0-01	A-14			Q-39			M-10		028040-2-42	Q-51	
S00669-0-01	B- 1			Q-48			Z-14		028050-2-42	D-45	
S00670-0-00	B-11			Q-50		014770-6-22	B-17			D-60	
S00671-0-01	B-13		009670-6-12	P- 4			B-19		028050-2-43	Z-17- 9	
S00672-0-00	B-15			P-40			C- 1- 1- 2		028060-2-42	D-79	
S00673-0-01	B-20			Q-13			C- 1- 2- 2			F-31	
S00674-0-01	B-20- 1		009670-7-12	N- 1- 9			C- 2- 1- 2			H-27	
S00676-0-01	B-20- 3			N- 1-19			C- 2- 2- 2			Z-26	
S00677-0-01	G- 1- 1		009670-8-12	A-15			E- 8		028080-2-42	A-32- 5	
S00678-0-01	G- 1- 2			Q-12- 3		014821-0-22	D- 6			D-12	
S00681-0-01	C- 3		009671-0-12	M- 3			F-29		028100-2-42	A-32-17	
S00682-0-00	C- 4		009680-6-12	A-59		017062-5-03	Z-23		031452-2-03	Z-17- 2	
S00683-0-00	C- 6			Q- 5		017502-8-03	Z-17- 7		046302-0-20	H-43- 1- 3	
S00684-0-01	C- 8		009680-7-12	N- 1-11			Z-17-15		047501-2-42	A-78	
S00685-0-01	C- 9		009680-8-12	A-22		017680-5-12	G-50		048030-3-42	D-39- 4	
S00686-0-00	C-11			A-64			G-53			K-11	
S00687-0-01	C-15			B-20- 7		017711-4-12	D-59		048040-3-42	D-27	
S00688-0-01	C-17			Q-54		017761-4-12	B- 9			D-55- 4	
S00689-0-01	C-17		009681-0-12	N- 7			G-48			E- 1- 6	
S00690-0-01	C-18			Q- 3		017762-0-12	J-51			H-43- 4	
S00691-0-01	C-18		009710-6-12	A-75		017762-2-02	D-66			K- 8	
S00692-0-01	C-19			G-43- 6		018060-8-22	F-10- 3			L-17- 3	
S00693-0-01	C-20			J-45		018061-4-22	H-18- 2			L-27	
	Z- 7		009710-7-12	A- 6		018061-6-22	D-77			M- 6	
S00694-0-01	N- 1- 3			A-71			H-42			P-30	
S00695-0-01	Q-12			P- 2		018062-0-22	D-56		048050-3-42	L- 6	
S00696-0-01	Q-12- 1		009711-4-12	A- 5			H- 8			L-36	
S00697-0-00	Q-12- 2			A- 8			H-25			M- 8	
S00698-0-01	L- 7		009761-4-12	A- 3		018062-2-22	H-18- 1			N- 1-17	
S00699-0-01	L- 7			L-19		018063-0-22	G-17		048060-3-42	J-12	
S00700-0-01	L- 7			N- 2			H-21			J-19	
S00701-0-01	L- 8		009781-4-12	B-35			H-30			K- 4	
S00702-0-01	L-10		013710-7-12	H-37			H-33		048100-1-42	A-32-13	
S00705-0-01	L-45			H-40		018081-2-22	A-32- 3		048110-1-42	D-31	
S00706-1-01	L-11			K-13		018082-0-22	G- 4- 2			D-73	
S00711-0-01	C-18- 1		013719-4-12	A-32- 8			G-28- 2- 2			J-27	
S00712-0-01	L-12		013760-6-12	A-52		018082-5-22	D-11			J-34	
S00713-0-01	L-13			J- 5		018500-8-22	G-43- 1-22			L-39	
S00714-0-01	L-16			P-32		018501-2-22	G-43- 1-13		048120-1-42	L-23	
S00715-0-01	L-16		013761-4-10	D-32		018681-0-22	C-16		048150-1-42	B- 3	
S00716-0-01	L-16		013761-4-12	B-14			L- 3		048160-1-42	F-26	
S00717-0-01	L-16			B-21		021060-1-02	Z-24		048170-1-42	F- 2	
S00718-0-01	L-16		014680-4-22	P-34		021100-2-02	A-32-15		048180-1-42	D- 4	
S00719-0-01	L-16		014680-6-22	G- 9		021400-1-06	Z-12- 2			G-19	
S00720-0-01	L-48			G-38		021500-1-03	Z-17- 4- 3			G-26	
S00721-0-01	L-48			G-43- 1-30			Z-17-10		048240-2-42	E-15	
S00722-0-01	L-49			G-43- 1-34		021670-1-02	G-43- 1- 7		048320-2-42	A-32- 2- 4	
S00723-0-01	L-51			K- 3		021680-2-02	D-39- 7		048350-1-42	E-13	
S00805-0-01	L- 5			K- 9			G-43- 1-15		048350-2-42	F- 7	
S00808-0-01	N- 1		014760-6-22	C-10			G-43- 5		048620-2-42	E- 9- 2	
S00809-0-01	B-22			C-12		021800-1-02	D-22		071047-6-50	G-55	
S00810-0-01	B-22			D-34		025050-2-32	A-72		071095-2-50	E-25	
S00831-0-01	C-18- 1			D-74		025050-2-33	Z-17-16		072600-3-60	F- 6	
S00833-0-01	Q- 2			F-19- 4		025060-1-32	D-78		072600-7-60	E- 9- 3	
S00834-0-00	Q- 2- 3			F-21			L-20		072630-2-60	B- 5	
S00835-0-00	Q-28			F-30		025060-2-32	B-10		081008-0-70	L-50	
S00836-0-00	Q-29			G- 3			D-80		082104-8-90	Z-15- 1	
S00871-0-01	C-20			G-27			G-47			Z-15- 2	
	Z- 7			G-40		025080-2-32	A-32- 4		082104-9-90	Z-15- 2	
S00926-0-01	K-16			G-43- 1- 3		025100-1-32	A-32-16		082105-0-90	Z-15- 2	
S01066-0-01	Z-13			G-44-10		025350-1-32	K-17		082105-1-90	Z-15- 2	
001401-4-16	Z-12- 3			H-10		025350-3-32	M- 4				
003760-8-12	J-49			H-45			Q-12- 4				
009660-7-12	E-24			J- 4		025680-1-32	D-39- 6		100032-0-04	G-68	
009670-4-12	H-49			J-10		025680-2-32	G-51			L-42	
	P-45			J-16		025770-2-32	A-11		100090-0-04	J-41	
009670-5-12	A-57			J-28			K- 7		100136-0-01	N- 6	
	K-15			L-25			M- 9			P-15	

Parts No.	Ref. No.	Remark	Parts No.	Ref. No.	Remark	Parts No.	Ref. No.	Remark	Parts No.	Ref. No.	Remark
100136-0-01	P-27		110251-0-01	D-38		144588-0-01	P-11		151887-0-01	D- 3	
100250-0-01	B-16			D-67		144694-0-01	Q- 6		151888-1-01	D-10	
100253-0-01	B-20- 4			G-43- 1- 6		145318-0-01	G-67		151889-0-01	D-15	
100265-0-29	B-27		110505-0-01	D-72		145446-0-01	N- 4		151890-0-00	D-16	
	Z- 9		111140-0-02	L-14			P-12		151891-0-01	D-17	
100265-0-31	B-27		111865-0-01	D-75			P-22		151892-0-01	D-18	
	Z- 9			F-27		145478-0-01	G-43- 1-24		151893-0-01	D-21	
100265-0-43	B- 27			J-54		145480-0-01	A-12		151894-0-01	D-24	
	Z- 9			L-40		145519-0-01	P-11		151895-0-00	D-25	
100265-0-45	B-27		112468-0-01	L-35		145646-0-14	B-27		151898-0-01	D-26	
	Z- 9		112751-0-03	P- 6			Z- 9		151899-0-01	D-28	
100315-0-02	A-10		113006-0-01	Q-34		145646-0-16	B-27		151900-0-01	D-29	
100360-0-03	L-15		113316-0-01	P- 5			Z- 9		151901-0-01	D-33	
100398-0-01	P- 9		113431-0-02	D-39- 5		145646-0-18	B-27		151902-0-01	D-35	
100402-0-04	P-10			D-61			Z- 9		151903-0-01	D-36	
100887-0-01	Z- 4- 2		114294-0-01	P-17		145646-0-19	B-27		151904-1-01	D-39	
101572-1-01	Z- 3- 3		114483-0-02	Z-10			Z- 9		151905-1-01	D-39- 1	
101706-0-01	B-18		114486-0-02	A-74		145646-0-21	B-27		151906-1-01	D-39- 3	
	C-13- 2		114985-0-01	A-58			Z- 9		151907-0-01	D-40	
	C-14- 2		115003-0-01	E- 1- 4		145646-0-24	B-27			D-54	
	G-43- 1-32		115012-0-02	D-13			Z- 9			L-31	
102538-0-07	A-56- 3		115018-0-01	D-19		145646-0-25	B-27		151908-0-01	D-41	
102630-0-01	J- 8		115077-0-03	P-38			Z- 9		151910-0-01	D-43	
102716-0-04	N- 1- 5		115138-0-01	N- 1-13		146375-0-00	Q-12- 6		151912-0-01	D-47	
	N- 1-22		115157-0-01	Z- 5- 5		147111-0-01	E- 7		151913-0-01	D-49	
102843-0-04	B- 8		115493-0-02	A-17		147151-0-00	H- 3		151914-0-01	D-50	
103950-0-02	P-18		116016-0-01	Z-12- 4		147476-0-01	G-43- 4		151915-0-01	D-52	
104450-0-01	A-31		116185-2-01	Z-12		147487-0-01	Z- 5- 4		151919-1-01	D-57	
	A-66		116629-0-01	K- 5		147745-0-00	Q- 2- 7		151920-0-01	D-58	
104525-0-01	N- 5		116920-0-01	B-36			Q-15		151922-0-01	D-65	
	P-14		117150-0-01	Q-25			Q-43		151923-0-01	D-68	
104567-0-01	Q-10			Q-38		148133-0-01	G-44- 4		151924-0-01	D-69	
	Q-22		117363-0-01	D-44		148436-0-08	B-27		151925-0-01	D-70	
	Q-40		117437-1-01	Z-12- 1			Z- 9		151927-0-01	D- 2	
104689-0-02	D-23		117934-0-01	A-29		148735-0-01	Q-56		151928-0-01	F- 1	
105248-0-01	Q-65		117936-0-01	A-27		148921-0-00	Q-14		151929-0-00	D- 7	
105343-0-01	Z- 6- 1		118064-0-01	Z- 5- 3		149247-0-01	Z-18		151930-1-01	F- 3	
106030-0-01	Z-19		118719-0-01	A-65		150106-0-01	Z-17- 4		151932-0-01	F- 8	
106129-0-01	A-56- 4		118837-0-01	Z- 3- 2		150139-0-01	Z-17- 1		151933-0-01	F-10- 1	
106147-0-02	D-37		120068-0-01	J-37		150150-0-03	Z-17		151935-0-00	F-10- 1- 2	
107030-0-01	D-52- 3		120448-0-01	N- 1-21- 2		150172-0-01	Z-17- 3		151936-0-01	F-11	
107038-0-03	G-43- 1-19			Z-30		150173-0-01	Z-17- 4- 1		151937-0-01	F-12	
107153-0-02	J-11		122991-0-01	Z- 1		150178-0-01	Z-17- 6		151938-0-01	F-13	
	J-18		126863-0-00	Z-17-13			Z-17-14- 1		151939-0-01	D-55	
107231-0-02	F- 9		140208-0-01	L-26		150179-0-01	Z-17- 8		151940-0-01	F-10- 2	
107415-0-09	B-27			P-29		150180-0-00	Z-17-11		151941-1-01	F-10- 4	
	Z- 9		140392-0-01	A-28		150181-1-01	Z-17- 1- 2		151944-0-01	F-19	
107415-0-11	B-27		140407-0-02	G-43- 1-21		150182-0-00	Z-17-12		151946-0-00	E-17	
	Z- 9		140423-0-00	Q- 2- 6		150184-0-01	Z-17-14- 5		151947-1-01	F-19- 2	
107415-0-14	B-27		141334-0-01	H-47		150189-0-01	Z-17- 1- 1		151948-0-01	F-19- 3	
	Z- 9			L-46		150192-0-03	Z-17-14		151949-0-01	F-20	
107415-0-16	B-27		141472-0-02	F-23		150202-0-01	Z-17- 4- 2		151951-0-01	F-22	
	Z- 9		141528-0-01	P-37		150553-0-01	D-53		151952-0-01	F-24	
107415-0-18	B-27		141550-0-01	N- 1-14			D-64		151953-0-01	F-25	
	Z- 9		141583-0-01	J-21			J-52		151954-0-01	F-28	
107415-0-19	B-27		141860-0-01	A-32- 2- 5			L-32		151997-0-00	B- 4	
	Z- 9		142002-0-01	Z- 5- 1		150554-0-02	D-14		151998-0-00	B- 6	
107415-0-21	B-27		142211-0-01	B-33		150556-0-01	D-46- 3		151999-0-01	B- 7	
	Z- 9		142443-0-01	Z- 3- 1			D-48		152236-0-01	B-20- 2	
107606-0-01	P-14		142566-0-01	N- 1-16			D-51		152238-0-01	B-20- 5	
107744-0-01	D-39- 2		142628-0-01	D-30			J-20- 3		152239-0-01	B-20- 6	
107779-0-01	Z- 4- 1			D-71			J-22		152242-0-01	B-25	
107780-0-01	Z- 4- 3			J-26		151163-0-01	D- 9		152243-0-01	B-26	
108520-0-01	A-30			J-33			H-24		152244-0-00	B-34	
109239-0-02	A-18			L-38			J-30		152693-0-01	E- 1- 2	
109893-0-02	H-26		142721-0-01	Z- 5- 2		151601-0-02	J-38		152694-0-01	E- 1- 3	
110027-0-01	H-44		142990-0-01	Z-17-14- 4			N- 1-18		152695-0-01	E- 9- 1	
110161-0-04	J-36		143591-0-01	G-43- 1-35			P-28		152698-0-01	E-12	
	J-53		144226-0-01	Z-25		151604-0-02	A-54		152699-0-01	E-14	
110168-0-01	G-43- 1-14		144458-0-01	B-24		151886-0-01	D- 1		152700-0-00	E-16	

Parts No.	Ref. No.	Remark	Parts No.	Ref. No.	Remark	Parts No.	Ref. No.	Remark	Parts No.	Ref. No.	Remark
152701-0-01	E-18		152830-1-02	A- 2		152939-0-01	N- 1-12				
152702-0-01	E-19		152831-0-01	A- 4		152940-0-01	N- 1-15				
152703-0-00	E-20		152832-1-02	A- 4- 1		152941-0-01	N- 1-20		153383-0-01	G-45	
152704-0-00	E-21		152833-0-01	A- 4- 2		152945-0-01	N- 3		153384-0-01	G-46	
152705-0-01	E-22		152834-0-02	A- 7		152948-0-01	Q- 1		153391-0-01	G-57	
152706-0-01	E-23		152835-0-02	A- 9			Q-11		153392-0-01	G-57	
152707-0-01	H- 1		152836-0-02	A-13		152950-0-01	Q- 2- 1		153393-0-01	G-54	
152708-0-00	H- 4		152838-0-01	A-60		152951-0-01	Q- 2- 2		153394-0-00	H-15- 4	
152709-0-00	H- 6		152839-0-01	A-61		152953-0-01	Q-45		153395-0-00	H-15- 4	
152710-0-01	H- 7		152842-0-02	A-16		152955-0-01	Q- 4- 2		153396-0-00	H-15- 4	
152713-0-01	H- 5		152847-0-00	A-62		152956-0-01	Q- 4- 3		153397-0-00	H-15- 4	
152718-0-01	C- 5		152848-0-01	A-63			Q- 7		153398-0-00	H-15- 4	
	C- 7		152852-1-01	A-32- 2		152958-0-01	Q- 4		153399-0-00	H-15- 4	
	G-52		152857-0-01	A-32- 6		152959-0-01	Q- 4- 1		153400-0-00	H-15- 4	
	H- 2		152858-0-01	A-32- 7		152960-0-01	Q- 9		153401-0-00	H-15- 4	
152719-0-00	H-15- 1		152859-0-01	A-32- 9		152962-0-01	Q- 8		153402-0-00	H-15- 4	
152720-0-00	H-16- 1		152860-0-01	A-32-10		152963-0-01	Q-12- 5		153403-0-02	G-53	
152721-0-00	H-15- 1		152861-1-01	A-32-11		152964-0-01	Q-17		153404-0-00	H-15- 4	
152722-0-00	H-16- 1		152862-0-01	A-32-12			Q-19		153405-0-00	H-15- 4	
152723-0-01	H-34		152863-0-01	Z-20		152965-0-01	Q-18		153406-0-00	H-15- 4	
152724-0-01	H-19		152864-0-00	Z-21		152968-0-01	Q-60		153407-0-00	H-16- 4	
152725-0-00	G-16		152865-0-01	A-32-14			Q-72		153408-0-00	H-16- 4	
	H-20		152866-0-01	A-51		152969-0-01	Q-20		153409-0-00	H-16- 4	
	H-29		152867-0-00	A-53		152973-0-01	Q-36- 1		153410-0-00	H-16- 4	
	H-32		152868-0-00	A-55			Q-67		153411-0-00	H-16- 4	
152728-0-01	D- 8		152869-0-01	P- 1		152974-0-01	Q-41		153412-0-00	H-16- 4	
	H-23		152870-0-01	P- 3		152976-0-01	Q-49		153413-0-00	H-16- 4	
152729-0-01	H-28		152872-0-01	P- 8		152977-0-01	Q-52		153414-0-00	H-16- 4	
152730-0-01	H-31		152873-0-01	P-16		152978-0-01	Q-53		153415-0-00	H-16- 4	
152731-0-01	H-35		152874-0-01	P-19		152980-0-01	Q-70		153417-0-00	H-16- 4	
152732-0-01	H-36		152875-0-01	P-20			Q-71		153418-0-00	H-16- 4	
152733-0-01	H-39		152876-0-01	P-21		152983-0-01	N- 1- 1		153419-0-00	H-16- 4	
152734-0-01	H-41		152877-0-01	P-23		152984-0-01	N- 1- 2		153425-0-01	Z-13	
152735-1-01	H-43		152878-0-01	P-24		152986-0-01	A-21		153426-0-01	Z-13	
152738-0-01	G-34- 3		152879-1-01	P-25		152988-0-01	M- 5		153427-0-01	Z-13	
152739-0-01	H-43- 2		152880-0-01	P-26		152989-0-01	A-20		153428-0-01	Z-13	
152744-0-01	J- 2- 2		152881-0-01	P-31		152992-0-01	Q-12- 7		153482-0-01	L-37	
152745-0-01	G- 2		152883-0-00	P-43		153042-0-01	G- 6		153528-0-01	Q-64	
	G-39		152884-0-01	P-44			G-28- 1		153529-0-01	Q-61	
152749-0-01	G-11		152886-0-01	P-33		153044-0-01	E- 1		153530-0-01	Q-62	
	G-29		152887-0-01	P-35		153049-0-01	P- 7		153531-0-01	Q-63- 1	
152750-0-01	G-12		152888-0-01	P-36		153058-0-01	E- 1- 5		153562-0-01	Q-63- 2	
	G-30		152889-0-01	P-39		153098-0-00	A-56- 2		153567-0-00	G-43- 1-27	
152755-0-01	G-15		152890-0-01	P-41		153100-0-00	A-56		153568-0-01	G-43- 1-25	
152755-0-02	G-15		152891-0-01	P-42		153102-0-01	A-56- 1		153569-0-01	G-43- 1-25	
152755-0-03	G-15		152892-0-01	L- 1		153104-0-01	H-17		153570-0-01	G-43- 1-23	
152756-0-01	D- 5		152893-1-01	L- 4		153108-0-01	Z-13		153571-0-01	G-43- 1-20	
	G-18		152896-0-01	L- 2		153109-0-01	Z-13		153574-2-01	Z-28	
	G-23		152912-0-01	L-17- 1		153138-0-01	P-46		153596-0-01	L-52	
	G-25		152913-0-01	D-55- 2		153141-0-01	H-48		153762-1-01	G- 4	
152760-0-01	G-24			L-17- 2		153195-0-01	H-43- 3		153763-0-01	Q-47	
152765-0-01	Z- 6- 2		152914-0-01	D-55- 3		153208-0-02	L-43		153802-0-01	Z-13	
152788-0-00	G-43- 1-26			H-38		153220-0-01	L-44		153803-0-01	Z-13	
152794-0-01	J- 1			L-17- 4		153222-0-01	L- 9		153804-0-01	Z-13	
152798-0-01	J- 2- 1		152915-0-01	L-18		153312-0-00	H-15- 1		153805-0-01	Z-13	
152799-0-01	J- 3		152916-0-01	L-21		153313-0-00	H-16- 1		153806-0-01	Z-13	
152800-2-01	J- 6		152917-0-01	L-22		153332-0-01	H-43- 1		153807-0-01	Z-13	
152801-0-01	J- 7		152919-0-01	L-17- 6		153351-0-01	G- 7		153918-0-01	Q- 2- 4	
152802-0-01	J- 9		152920-0-01	L-28		153352-0-01	G- 8		153919-0-01	Q- 2- 8	
152803-0-01	J-13		152921-0-01	L-30			G-37		153920-0-01	Q-46	
152805-1-01	J-14- 1		152922-0-01	L-33		153357-0-01	G- 8		153921-0-01	Q-36- 2	
152806-0-01	J-14- 2		152923-0-01	L-34			G-37		153922-0-01	Q-44	
152808-1-01	D-46		152925-1-01	M- 1		153364-0-02	G-43- 1- 1			Q-58	
	J-20		152926-0-01	M- 2		153368-0-01	G-43- 1-16		153924-0-01	Q-66	
152811-0-01	J-23		152929-0-01	M- 7		153369-0-01	G-43- 1-17		153925-0-01	Q-68	
152815-0-01	K- 1		152934-0-01	N- 1- 4		153370-0-01	G-43- 1-18		153926-0-01	Q-69	
152816-0-01	K- 2		152935-0-01	N- 1- 6		153372-0-01	G-43- 1-16		153927-0-01	Q-55	
152822-0-01	K- 6		152936-0-01	N- 1- 7					153931-0-01	J-29	
152823-0-01	K-10		152937-0-01	N- 1- 8					153932-0-01	J-31	
152827-0-01	K-12		152938-0-01	N- 1-10		153380-0-01	G-44- 9		153933-0-01	J-32	

Parts No.	Ref. No.	Remark	Parts No.	Ref. No.	Remark	Parts No.	Ref. No.	Remark	Parts No.	Ref. No.	Remark
153934-0-01	J-35		158686-0-01	J-15							
153935-0-01	J-39		158687-0-01	J-24							
153936-0-01	J-40		159805-0-01	P-13							
153937-0-01	J-42		159808-0-01	A-32							
153938-0-01	G-43- 2		159977-0-00	H- 9							
153941-0-01	G-43- 3		159978-0-01	H-11							
	J-44		159979-0-01	H-12							
153942-0-01	J-48		159984-0-01	H-13							
153943-0-01	G-43- 1		181937-0-01	C-18- 2							
153944-0-01	G-43- 1- 2		181938-0-01	C-18- 3							
153945-0-01	G-43- 1- 4		181995-0-01	C-13							
153946-0-01	G-43- 1- 5			C-14							
153947-0-01	G-43- 1-10										
153948-0-01	G-43- 1-11										
153953-0-01	G-43- 1-12										
153954-0-01	G-43- 1-28										
153955-0-01	G-43- 1-29										
153956-0-01	G-43- 1-31										
153957-0-01	G-43- 1-33										
153958-0-01	A-69										
153959-0-01	A-70										
153960-0-02	A-19										
153961-0-01	G-43- 1- 8										
153962-0-01	G-43- 1- 9										
153972-0-01	G-43- 1										
153973-0-01	G-43- 1										
153974-0-01	G-43- 1										
154155-1-01	D-63										
154299-0-01	G-34										
154305-0-01	Z-13										
154306-0-01	Z-13										
154320-0-01	G-34										
154321-0-01	G-34										
154332-0-01	D-46- 1										
	J-20- 1										
154333-0-01	D-46- 2										
	J-20- 2										
154432-0-02	A-13										
154465-0-01	A-73										
154528-0-01	N- 1-21- 1										
154664-0-01	P-41										
154702-0-01	Z-11										
154711-0-01	G- 4										
154738-0-01	A-32- 1										
154760-0-01	Z-31										
154763-0-10	B-27										
	Z- 9										
154785-0-00	A-77										
154788-0-01	L-24										
154789-0-01	L-17- 5										
155336-0-01	H-46										
155337-0-01	H-43- 5										
155499-0-01	D-62										
155500-0-01	D-76										
155501-0-01	D-42										
155523-0-01	F-10										
155551-0-01	L-53										
156072-0-01	G-20										
156073-0-01	G-66- 1										
156074-0-01	G-66- 2										
156075-0-01	G-44										
156077-0-01	G-44- 7										
156080-0-00	G-44- 8										
156108-0-01	G-44- 5										
156109-0-01	G-44- 6										
156206-0-01	K-14										
156321-0-01	G-28- 2										
156334-0-02	Z-16										
156935-0-01	E- 9										

MEMO

MEMO

