

brother

HIGH SPEED SAFETY STITCH SEWING MACHINE
SICHERHEITS-SCHNELLNÄHMASCHINE
MACHINE A POINT DE SURETE A HAUTE VITESSE
MAQUINA PARA COSTURA DE SEGURIDAD RAPIDA


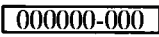

MA4-B581

PARTS BOOK
TEILEKATALOG
LIVRE DES PIECES
LIBRO DE REFERENCIA DE PIEZAS


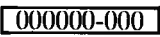

P581302




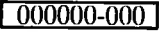

Notes for using this parts book

1. This book is applicable to sewing machines which have the same plate number as shown on the cover of this book (or correction sheet).
2. If the symbol  or  is in the "Parts No." column or the "Assembly No." column, please refer to the separate parts list (page 20).
3. The symbol  in the "Parts No." column indicates that the parts is not available for supply. If, however, there is a number in the "Assembly No." column, the parts can be ordered as an assembly. Please, therefore, order by using the assembly No.
4. If the ※ symbol is found before the Parts No., order this parts together with its paired parts.
5. This book was prepared based on information available in February 1984.
6. Parts are subject to changes in design without prior notice.




Anmerkungen zum Gebrauch dieses Stücklistebuches

1. Dieses Buch bezieht sich auf die Nähmaschinen mit derselben Kennungsnummer wie auf diesem Buchumschlag (oder auf dem Korrekturblatt).
2. Wenn in der Stücknummer oder Gerätesatznummer Spalte das Zeichen  oder  steht, schlagen Sie bitte bei der gesonderte Stückliste (Seite 20) nach.
3. Dieses Zeichen  in der Spalte "Teilnummer" bedeutet, daß dieser Teil nicht lieferbar ist. Wenn jedoch in der Spalte "Gerätesatznummer" eine Nummer steht, kann dieser Teil als ein Geräteteilsatz bestellt werden. Bestellen Sie daher bitte mit dieser Gerätesatznummer.
4. Bei diesem Zeichen ※ vor der Teilnummer bestellen Sie bitte diesen Teil Paarweise, zusammen mit seinem Gegenstück.
5. Dieses Buch basiert auf den Informationen vom Februar 1984.
6. Modelländerungen sind vorbehalten.

Notes sur l'utilisation de ce manuel de pièces détachées

1. Ce manuel est destiné aux machines à coudre ayant le même numéro de plaque montré sur la couverture de ce manuel (ou sur la feuille de corrections).
2. Si le symbole  ou  est présent dans la colonne "No. de pièce" ou dans la colonne "No. de ensemble", se référer à la liste de pièces annexe (page 20).
3. Le symbole  dans la colonne "N° de pièce" signifie que la pièce ne peut être fournie. Si, dans la colonne "N° jeu de pces", il y a un numéro de nomenclature, la pièce peut être commandée comme faisant partie d'un jeu de pièces. Donc, pour toute commande, veuillez spécifier le n° du jeu de pièces.
4. Si, devant le n° de pièce, il y a le symbole ※, veuillez commander cette pièce avec sa pièce appariée.
5. Ce manuel a été fait d'après les renseignements valables au mois d' Février 1984.
6. Les pièces peuvent être sujettes à des modifications sans préavis.

Notas para usar este Libro de Piezas

1. Este libro sirve para todas las máquinas de coser que llevan la misma placa de identificación que la que se puede ver en la tapa de este libro (o en la hoja de erratas).
2. De haber el símbolo  o el  en la columna del "Número de Pieza" o en la del "Número de Juego", habrá que ver la lista de piezas separada (página 20).
3. El símbolo  , que se encuentra en la columna del "Número de Pieza", quiere decir que no se dispone de dicha pieza sola. Cuando, empero, hay un número en la columna del "Número de Juego", se podrá ordenar la pieza con todo el juego. Por lo tanto, será mejor hacer el pedido recurriendo al número del juego respectivo.
4. Si antes del número de una pieza, se encuentra el símbolo ※ , habrá que ordenar dicha pieza junto con la otra con la que va la misma.
5. Este libro ha sido compilado basándose en los datos de que se disponía en Febrero de 1984.
6. Las piezas quedan sujetas a cambios de diseño sin aviso previo.

CONTENTS

A. Machine body (1)	1
A. Machine body (2)	2
B. Crank shaft mechanism	3
C. Needle bar mechanism	4
D. Presser foot mechanism (1)	5
D. Presser foot mechanism (2)	6
D. Presser foot mechanism (3)	7
E. Feed mechanism (1)	8
E. Feed mechanism (2)	9
F. Knife mechanism	10
G. Over looper mechanism	11
H. Under looper mechanism	12
J. Double chain stitch looper mechanism	13
K. Lubrication	14
L. Thread tension	15
M. Ruffler Attachment (1)	16
M. Ruffler Attachment (2)	17
Z. Accessories (1)	18
Z. Accessories (2)	19
DIFFERENT PARTS LIST	20
INDEX	27

INHALTSVERZEICHNIS

A. Maschinengehäuse (1)	1
A. Maschinengehäuse (2)	2
B. Kurbelwelle	3
C. Nadelstangenvorrichtung	4
D. Stoffdrückerfuß (1)	5
D. Stoffdrückerfuß (2)	6
D. Stoffdrückerfuß (3)	7
E. Transportvorrichtung (1)	8
E. Transportvorrichtung (2)	9
F. Messer	10
G. Oberen Greifer	11
H. Unterer Greifer	12
J. Doppelkettenstichgreifer	13
K. Schmierung	14
L. Fadenspannung	15
M. Kräuselvorrichtung (1)	16
M. Kräuselvorrichtung (2)	17
Z. Zubehör (1)	18
Z. Zubehör (2)	19
ZUBEHÖRLISTE	20
VERZEICHNIS	27

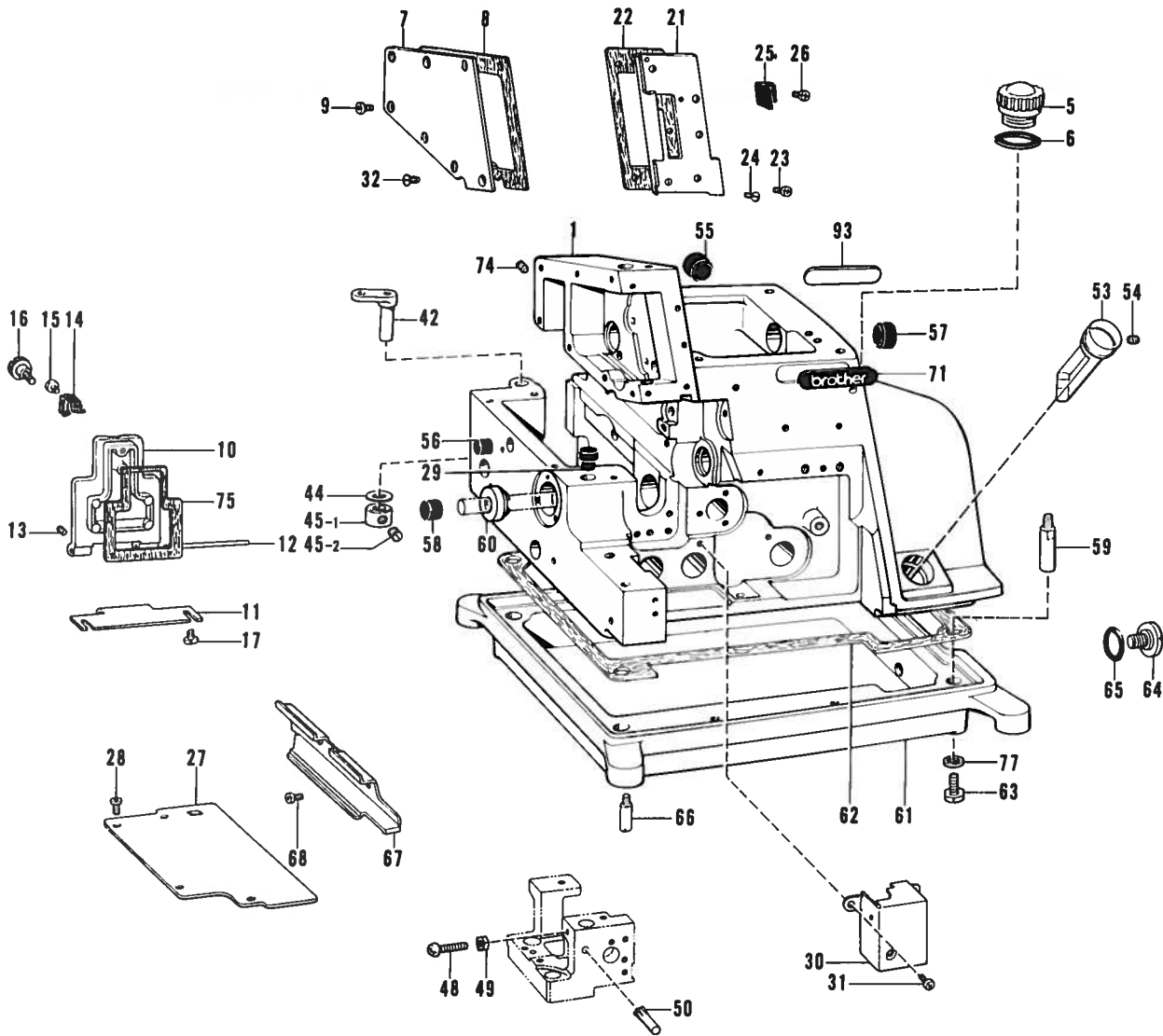
TABLE DES MATIERES

A.	Corps de la machine (1)	1
A.	Corps de la machine (2)	2
B.	Mécanisme de vilebrequin	3
C.	Mécanisme de barre à aiguille	4
D.	Mécanisme du pied presseur (1)	5
D.	Mécanisme du pied presseur (2)	6
D.	Mécanisme du pied presseur (3)	7
E.	Mécanisme de l'entraînement (1)	8
E.	Mécanisme de l'entraînement (2)	9
F.	Mécanisme du couteau	10
G.	Mécanisme du boucleur supérieur	11
H.	Mécanisme du boucleur inférieur	12
J.	Mécanisme du boucleur pour point de chaînette double	13
K.	Lubrification	14
L.	Tension du fil	15
M.	Accessoire pour fronces (1)	16
M.	Accessoire pour fronces (2)	17
Z.	Accessoires (1)	18
Z.	Accessoires (2)	19
LISTE DES PIECES		
ACCESSOIRES		20
INDEX		27

INDICE

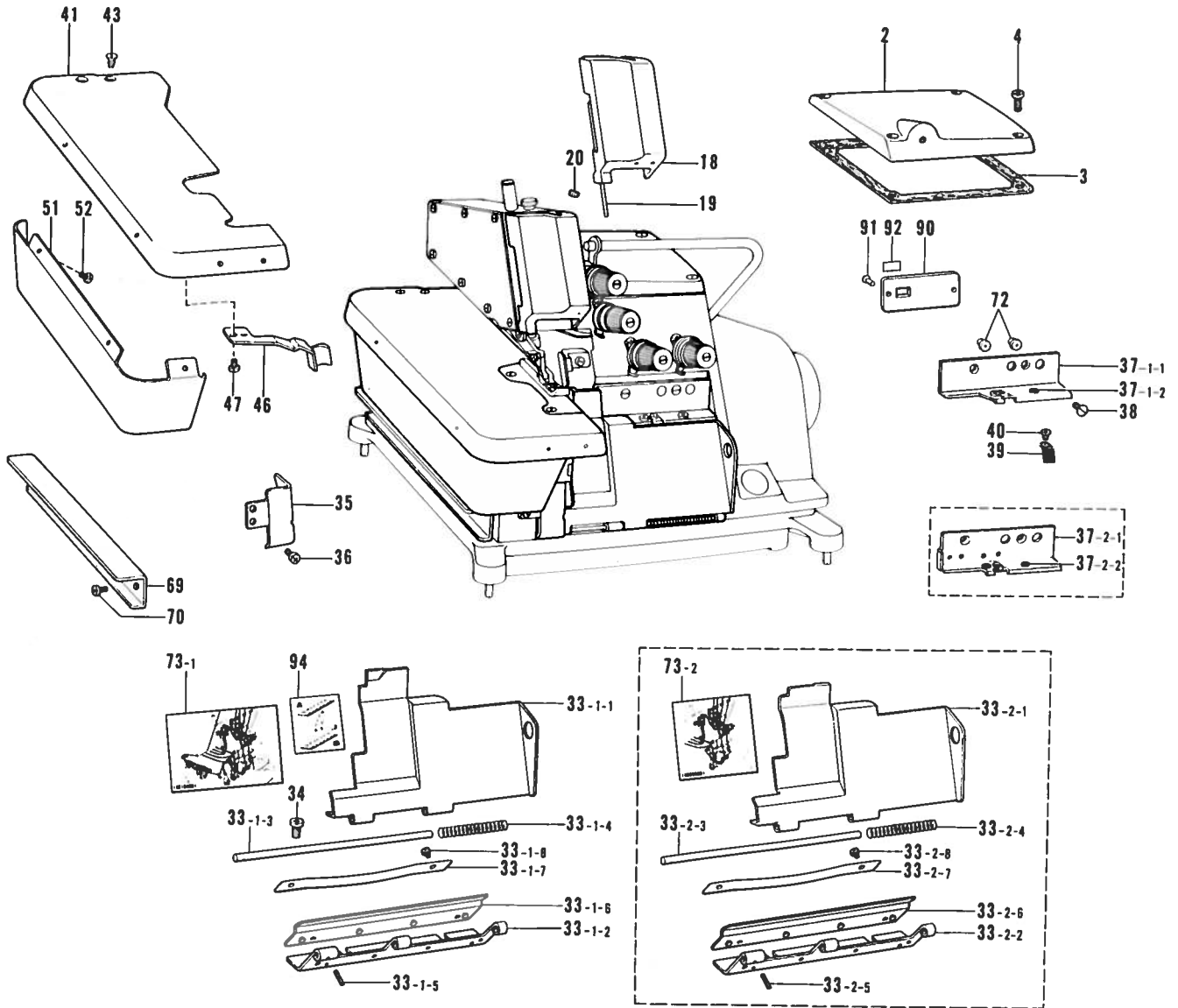
A.	Cuerpo de la máquina (1)	1
A.	Cuerpo de la máquina (2)	2
B.	Mecanismo del cigüeñal	3
C.	Mecanismo del barra de aguja	4
D.	Mecanismo del prensatelas (1)	5
D.	Mecanismo del prensatelas (2)	6
D.	Mecanismo del prensatelas (3)	7
E.	Mecanismo de la alimentación (1)	8
E.	Mecanismo de la alimentación (2)	9
F.	Mecanismo del cuchilla	10
G.	Mecanismo del presilladora superior	11
H.	Mecanismo del presilladora inferior	12
J.	Mecanismo del presilladora de doble cadeneta	13
K.	Lubricación	14
L.	Tension del hilo	15
M.	Accesorio de fruncido (1)	16
M.	Accesorio de fruncido (2)	17
Z.	Accesorios (1)	18
Z.	Accesorios (2)	19
LISTA DE PIEZAS ACCESORIAS		20
INDICE		27

A. Machine body (1) / Maschinengehäuse (1)
 Corps de la machine (1) / Cuerpo de la máquina (1)



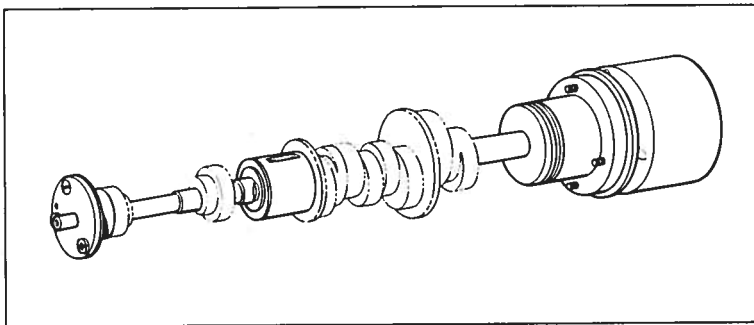
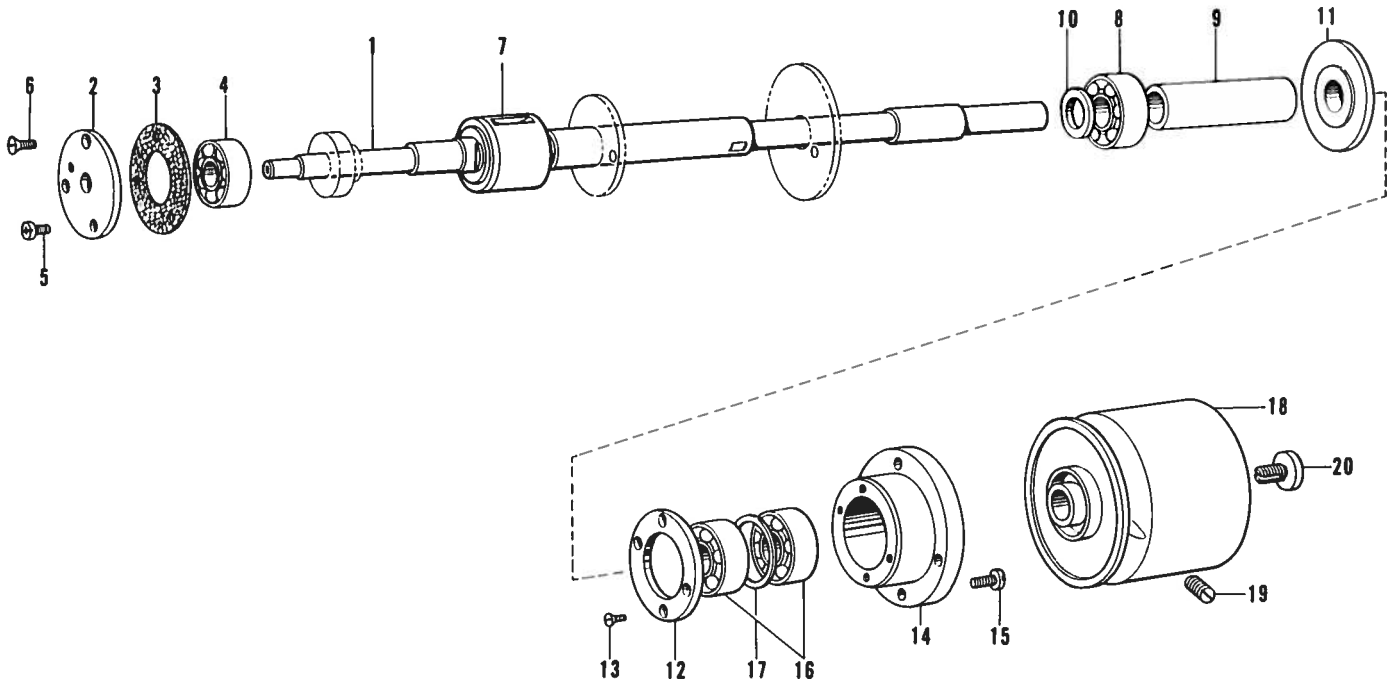
Ref. No.	Name of Parts	Q'ty	Parts No.	Assembly No.	Ref. No.	Name of Parts	Q'ty	Parts No.	Assembly No.
1	Machine Body	1			44	Washer	1	141183-000	
5	Cap For Oil Feeding Hole	1	146421-000		45- 1	Set Collar	1		A-45 Collar Assembly 181969-003
6	Packing	1	113589-001		45- 2	Screw 6.35	2	101706-001	
7	Cover For Needle Driving Mechanism	1	148067-001		48	Screw 357 - 40 x 14	1	062671-412	
8	Packing	1	148068-000		49	Nut 3.57	1	021670-202	
9	Screw 437 - 40 x 7	6	062680-716		50	Pin	1	117608-001	
10	Cover For Feed Mechanism (B)	1	148069-001		53	Oil Gauge	1	148084-001	
11	Feed Machanism Cover Hinge	1	148070-001		54	Screw 4.37	1	014680-422	
12	Hinge Shaft	1	148071-000		55	Oil Cap	1	140066-001	
13	Screw 3.18	1	146427-001		56	Oil Cap	1	146315-000	
14	Stopper Spring	1	148072-001		57	Oil Cap	1	140066-001	
15	Screw 357 - 40 x 6	1	062670-612		58	Oil Cap	1	140065-001	
16	Screw 3.57	1	129984-002		59	Machine Body Leg	4	148085-001	
17	Screw 437 - 40 x 7	2	062680-712		60	Bushing	1	148086-000	
21	Face Plate	1	148074-001		61	Oil reservoir	1	148087-001	
22	Packing	1	148075-000		62	Packing	1	148088-000	
23	Screw 357 - 40 x 6	1	062670-612		63	Bolt 6.35 x 16	4	017771-612	
24	Screw 3.57	1	102843-004		64	Screw 9.52	1	110641-002	
25	Stopper Spring	1	140041-001		65	"O" Ring	1	109203-001	
26	Screw 357 - 40 x 6	1	062670-612		66	Set Pin For Cushion	4	140077-001	
27	Cover For Feed Mechanism (A)	1	148076-001		67	Cloth Guide (L)	1	148089-001	
28	Screw 357 - 40 x 6	4	062670-612		68	Screw 357 - 40 x 6	2	062670-612	
29	Cloth Plate Cushion	1	148077-001		71	Name Plate	1		
30	Inside Cover	1	148078-001		74	Screw 5.95	2	013760-612	
31	Screw 357 - 40 x 6	2	062670-612		75	Packing	1	148859-000	
32	Screw 4.37	1	100032-003		77	Washer	4	159476-000	
42	Cloth Plate Supporter	1	143374-001		93	Parts Book Number Plate	1		

A. Machine body (2) / Maschinengehäuse (2)
 Corps de la machine (2) / Cuerpo de la máquina (2)



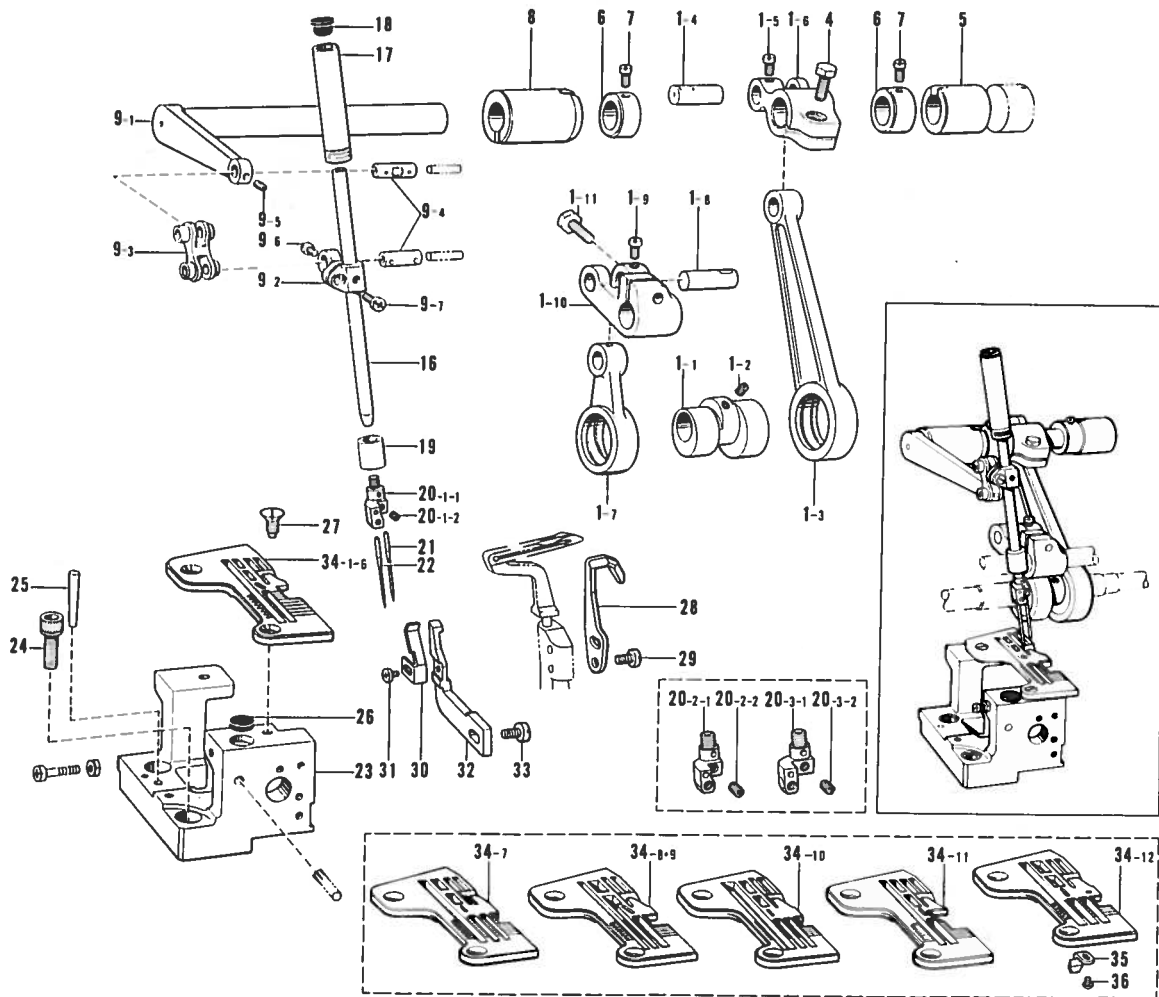
Ref. No.	Name of Parts	Q'ty	Parts No.	Assembly No.	Ref. No	Name of Parts	Q'ty	Parts No.	Assembly No.
2	Top Cover	1	148065-001		37- 1- 1	Supporter For Front Cover	1		A-37-1 Supporter For Front Cover Assembly 146444-001
3	Packing	1	148066-000		37- 1- 2	Thread Bushing	2	146924-000	
4	Screw 437 - 40 x 14	4	062681-412		37- 2- 1	Supporter For Front Cover	1		A-37-2 Supporter For Front Cover Assembly (Binding) 147367-001
18	Face Plate Cover	1	148073-001		37- 2- 2	Thread Bushing	2	146924-000	
19	Pin For Face Plate	1	146426-000		38	Screw 4.37	2	117160-001	
20	Screw 3.18	1	146427-001		39	Stopper Spring For Front Cover	1	146446-001	
33- 1- 1	Front Cover	1		A-33-1 Front Cover Assembly 148987-001	40	Screw 357 - 40 x 4	1	062670-412	
33- 1- 2	Front Cover Hinge	1	146440-001		41	Cloth Plate	1	148082-001	
33- 1- 3	Shaft for Front Cover	1	146441-000		43	Screw 4.37	2	100032-003	
33- 1- 4	Spring	1	146442-001		46	Stopper Spring For Cloth Plate	1	148304-001	
33- 1- 5	Spring Pin 1.4 x 8	1	047140-842		47	Screw 357 - 40 x 6	2	062670-612	
33- 1- 6	Hinge Cover	1	148984-001		51	Cloth Plate Lower	1	148083-001	
33- 1- 7	Hinge Cover Presser Plate	1	152194-001		52	Screw 357 - 40 x 4	3	062670-412	
33- 1- 8	Screw 357 - 40 x 4	2	062670-412		69	Frame Hanger	1	148090-001	
33- 2- 1	Front Cover	1		A-33-2 Front Cover Assembly 148989-001 (Binding)	70	Screw 437 - 40 x 7	3	062680-712	
33- 2- 2	Front Cover Hinge	1	146440-001		72	Oil Cap	2	143196-001	
33- 2- 3	Shaft For Front Cover	1	146441-000		73- 1	Threading Diagram	1	148104-001	
33- 2- 4	Spring	1	146442-001		73- 2	Threading Diagram	1	148105-001	
33- 2- 5	Spring Pin 1.4 x 8	1	047140-842		90	Model Plate B581	1		
33- 2- 6	Hinge Cover	1	148984-001		91	Pin	2		
33- 2- 7	Hinge Cover Presser Plate	1	152194-001		92	Label	1	146976-	
33- 2- 8	Screw 357 - 40 x 4	2	062670-412		94	Label	1	147943-001	
34	Screw 437 - 40 x 8	2	060680-812						
35	Front Cover Guide	1	148103-001						
36	Screw 357 - 40 x 6	2	062670-612						

B. Crank shaft mechanism / Kurbelwelle
Mécanisme de vilebrequin / Mecanismo del cigüal



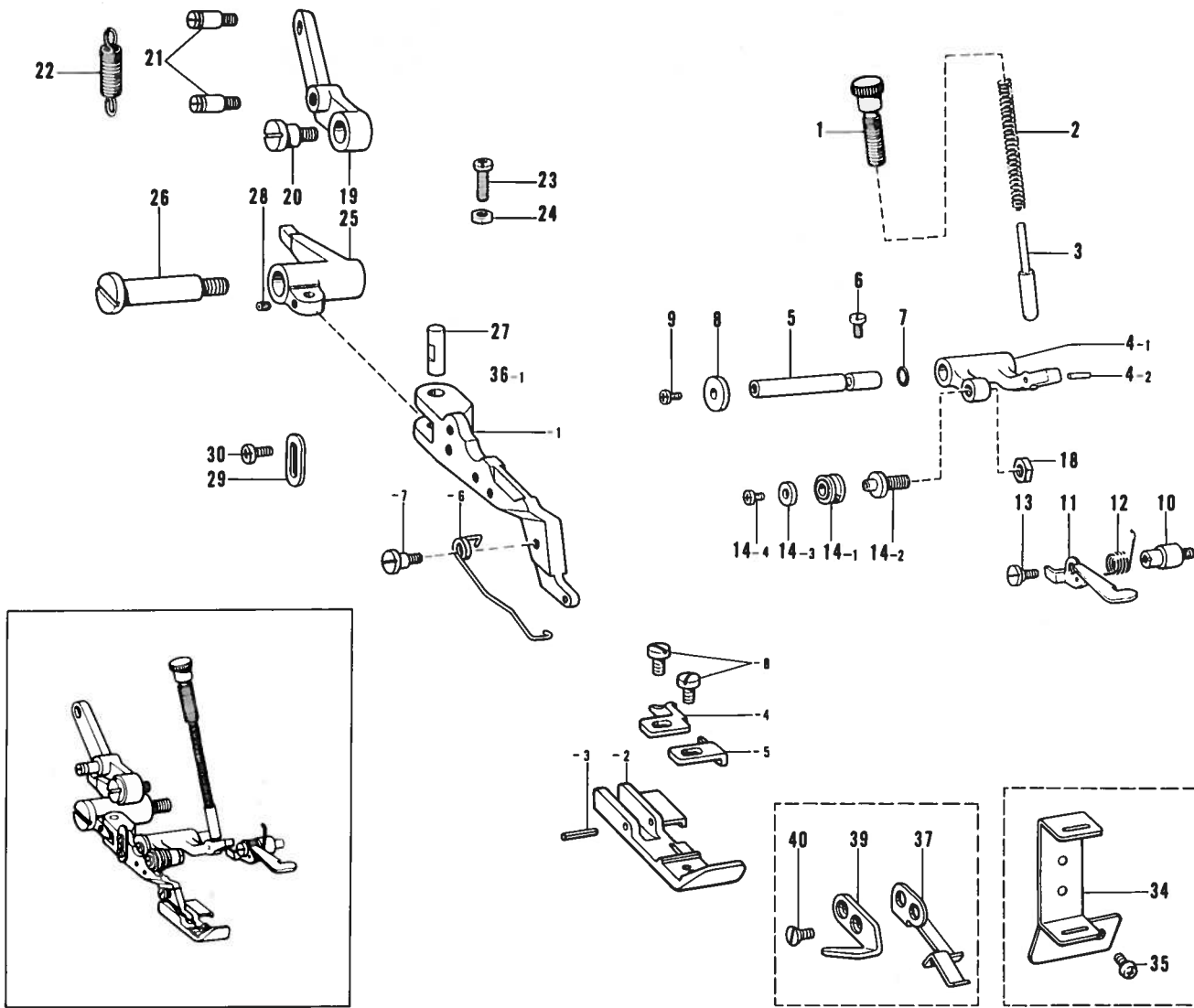
Ref. No.	Name of Parts	Q'ty	Parts No.	Assembly No.	Ref. No.	Name of Parts	Q'ty	Parts No.	Assembly No.
1	Crank Shaft	1	148113-001		11	Oil Rejector	1	140084-000	
2	Bearing Cap	1	150806-001		12	Bearing Cover	1	110673-000	
3	Packing	1	143312-000		13	Screw 3.18	4	107244-001	
4	Bearing 6000	1	072600-000		14	Bearing Case	1	110670-000	
5	Screw 357 - 40 x 8	2	062670-812		15	Screw 437 - 40 x 10	4	062681-012	
6	Screw 3.57	1	102538-002		16	Bearing 6001	2	072600-100	
7	Crank Shaft Bushing (L) Assembly	1	148373-000		17	Thrust Washer	1	110672-000	
8	Bearing 6001	1	072600-100		18	Pulley	1	140085-003	
9	Crank Shaft Bushing (L) Assembly	1	148111-000		19	Screw 5.95	2	013761-410	
10	Spacer	1	148112-000		20	Screw	1	140180-001	

C. Needle bar mechanism / Nadelstangenvorrichtung
 Mécanisme de barre à aiguille / Mecanismo del barra de aguja



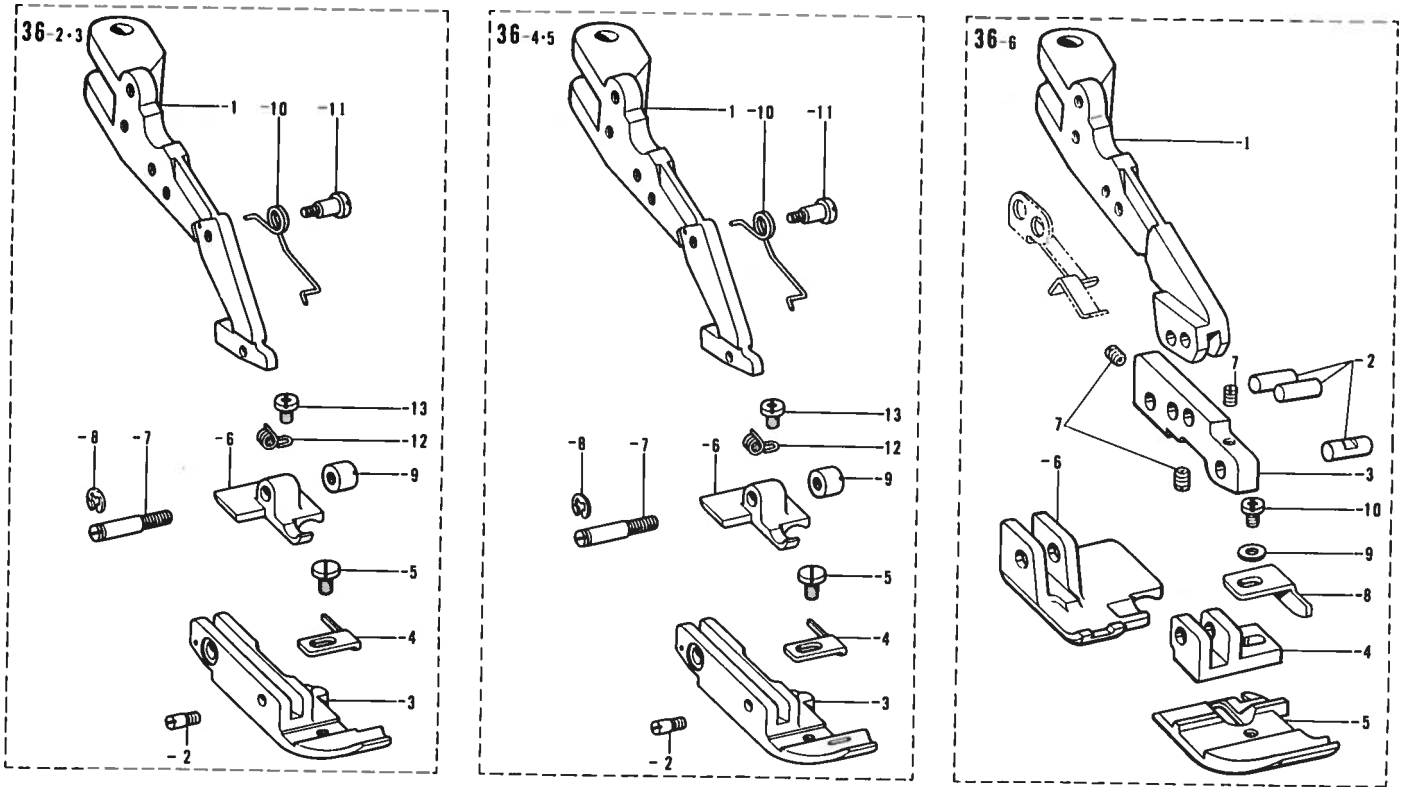
Ref. No.	Name of Parts	Q'ty	Parts No.	Assembly No.	Ref. No	Name of Parts	Q'ty	Parts No.	Assembly No.
1- 1	Needle Bar, Upper Knife Eccentric Cam	1		C-1 Needle Arm Driving Crank Rod Assembly 148858-001	20- 3- 1	Needle Clamp 5	1		C-20-3 Needle Clamp 5 Assembly 146491-001
1- 2	Screw 6.35	2	148857-001		20- 3- 2	Screw 3.18	2	146427-001	
1- 3	Needle Bar Driving Crank Rod	1			21	Needle DC x 1	1	112297-	
1- 4	Rod Pin	1	148117-001		22	Needle DM x 13	1	140104-	
1- 5	Screw 4.37	1	100366-001		23	Needle Plate Support Bracket	1	148124-002	
1- 6	Needle Arm Driving Lever	1	148118-001		24	Bolt 6 x 16	2	018061-622	
1- 7	Upper Knife Driving Rod	1			25	Pin	1	107351-001	
1- 8	Rod Pin	1	148117-001		26	Cloth Plate Cushion (B)	1	111486-001	
1- 9	Screw 4.37	1	100366-001		27	Screw 4.37	2	100032-003	
1-10	Upper Knife Driving Lever	1			28	Movable Needle Guard	1	144127-001	
1-11	Bolt 5.95 x 16	1	017761-612		29	Screw 357 - 40 x 8	2	062670-812	
4	Bolt 5.95 x 16	1	017761-612	30	Chain Stich Needle Guard (F)	1	148125-001		
5	Needle Shaft Bushing (Right)	1	148120-000	31	Screw 318 - 40 x 4	1	062660-412		
6	Set Collar	2	140092-001	32	Chain Stich Needle Guard (B)	1	148126-001		
7	Screw 4.37	4	100366-001	33	Screw 437 - 40 x 7	1	062680-712		
8	Needle Shaft Bushing (Left)	1	148121-000	34- 1	Needle Plate	1	146498-001		
9- 1	Needle Bar Crank Shaft	1		34- 2	Needle Plate	1	146499-001		
9- 2	Needle Bar Clamp	1	148122-001	34- 3	Needle Plate	1	146501-001		
9- 3	Needle Bar Link	1	148270-001	34- 4	Needle Plate	1	146502-001		
9- 4	Needle Bar Link Stud	2	148271-001	34- 5	Needle Plate	1	146503-001		
9- 5	Screw 3.18	1	146427-001	34- 6	Needle Plate	1	148280-001		
9- 6	Screw 318 - 40 x 4	1	062660-412	34- 7	Needle Plate	1	146504-001		
9- 7	Screw 357 - 40 x 8	1	062670-812	34- 8	Needle Plate (Ruffling)	1	S01770-001		
16	Needle Bar	1	146483-001	34- 9	Needle Plate (Ruffling)	1	S01773-001		
17	Needle Bar Bushing (U)	1	148123-001	34-10	Needle Plate (Ruffling)	1	S01775-001		
18	Cap	1	114255-002	34-11	Needle Plate (Binding)	1	147369-001		
19	Needle Bar Bushing (D)	1	146486-000	34-12	Needle Plate (Denim)	1	159770-001		
20- 1- 1	Needle Clamp 2	1		35	Needle Guide	1	159757-001		
20- 1- 2	Screw 3.18	2	146427-001	36	Screw 2.38	1	100105-005		
20- 2- 1	Needle Clamp 3	1							
20- 2- 2	Screw 3.18	2	146427-001						

D. Presser foot mechanism (1) / Stoffdrückerfuß (1)
 Mécanisme du pied presseur (1) / Mecanismo del prensatelas (1)



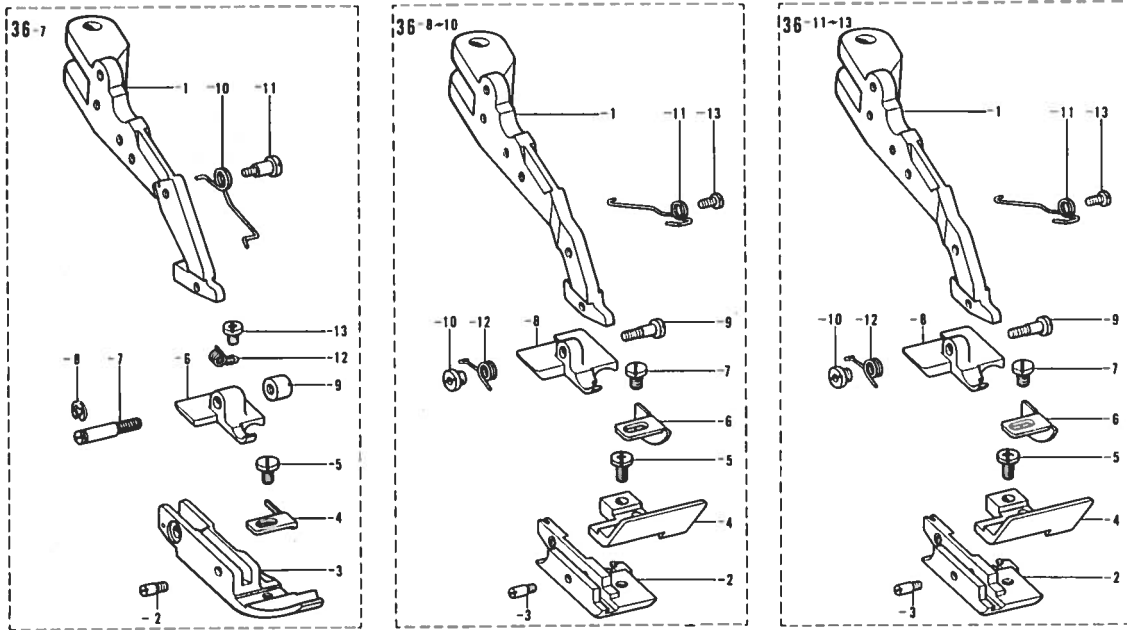
Ref. No.	Name of Parts	Q'ty	Parts No.	Assembly No.	Ref. No.	Name of Parts	Q'ty	Parts No.	Assembly No.
1	Presser Adjusting Screw	1	148128-001		22	Spring	1	148145-001	
2	Spring	1	148129-001		23	Screw 437 - 40 x 16	1	062681-612	
3	Pin	1	148130-001		24	Nut 4.37	1	021680-202	
4-1	Presser Bar Lever	1		D-4 Presser Bar Lever Assembly 148131-001	25	Presser Foot Supporter	1	148146-001	
4-2	Rollar	1	148133-001		26	Stud Screw 7.94	1	148147-001	
5	Presser Bar Lever Shaft	1	148134-001		27	Pin	1	158438-001	
6	Screw 4.37	1	104908-001		28	Screw 3.18	1	146427-001	
7	"O" Ring PW2	1	081002-670		29	Presser Arm Stopper	1	148148-001	
8	Washer	1	148135-001		30	Screw 318 - 40 x 4	2	062660-412	
9	Screw 437 - 40 x 7	1	062680-712		34	Tape Guide	1	146883-001	
10	Presser Bar Lifter Bracket	1	148136-001		35	Screw 318 - 40 x 4	2	062660-412	
11	Presser Bar Lifter	1	148137-001		36-1-1	Presser Arm	1		
12	Spring	1	148138-001		36-1-2	Presser Foot 2C	1		
13	Stud Screw 3.57	1	148139-001		36-1-3	Pin	1	142243-000	D-36-1 Presser Foot Assembly 148155-001
14-1	Presser Roller	1		D-14 Presser Arm Rollar Assembly 148346-001	36-1-4	Stitch Tongue 3C	1	142244-001	
14-2	Presser Arm Rollar Stud	1			36-1-5	Chip Guard (3)	1	142245-001	
14-3	Washer	1	148813-001		36-1-6	Spring 3C	1	142246-001	
14-4	Screw 357 - 40 x 5	1	062670-512		36-1-7	Screw	1	142247-001	
18	Nut 5.95	1	100022-005		36-1-8	Screw 2.38	2	S01295-001	
19	Presser Foot Lifter Lever	1	148143-001		37	Spring Plate	1	156448-001	
20	Stud Screw 6.35	1	141528-002		39	Trimming Knife	1	148259-001	
21	Spring Hook	2	148144-001		40	Screw 3.18	2	141542-001	

D. Presser foot mechanism (2) / Stoffdrückerfuß (2)
 Mécanisme du pied presseur (2) / Mecanismo del prensatelas (2)



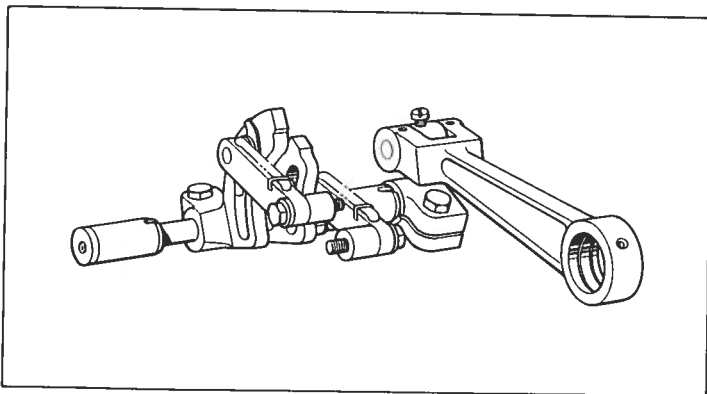
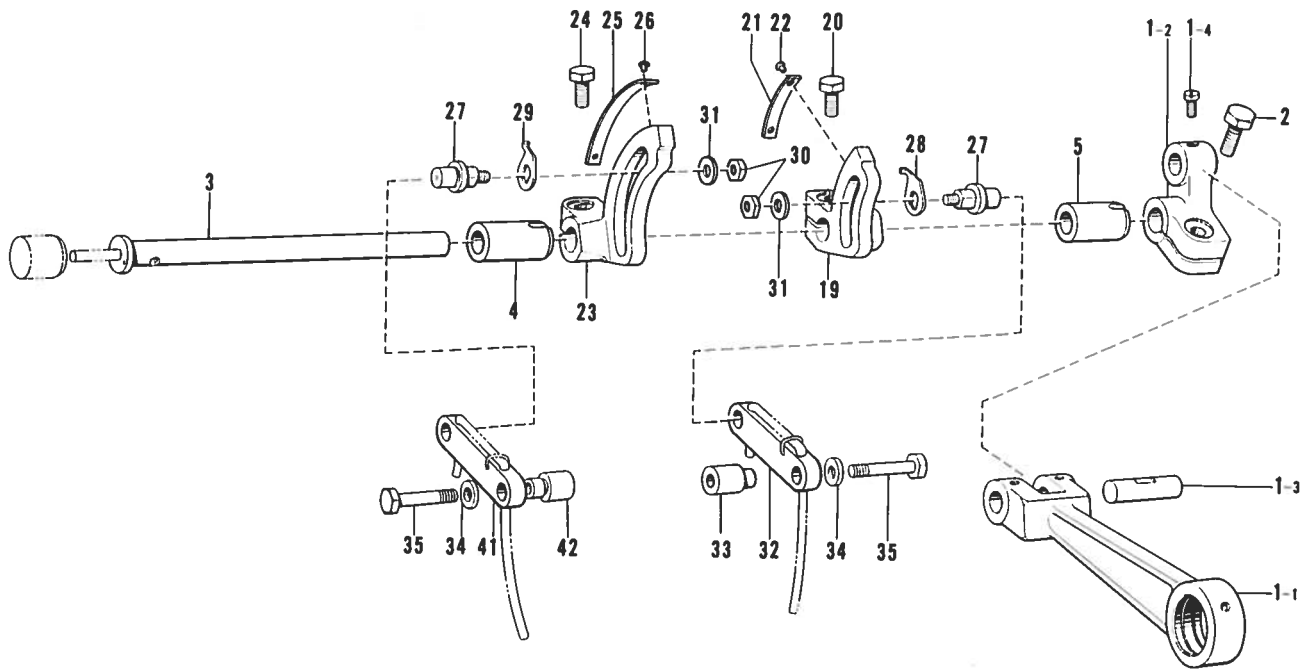
Ref. No.	Name of Parts	Q'ty	Parts No.	Assembly No.	Ref. No.	Name of Parts	Q'ty	Parts No.	Assembly No.	
36- 2- 1	Presser Arm	1		D-36-2 Presser Foot Assembly 148150-101	36- 4- 6	Presser Foot (Rear)	1	149260-001	D-36-4 Presser Foot Assembly 148162-101 (Taping 3mm)	
36- 2- 2	Screw	1	146865-001		36- 4- 7	Screw	1	149261-001		
36- 2- 3	Presser Foot	1			36- 4- 8	Stop Ring 2.5	1	048025-342		
36- 2- 4	Presser Foot (Front)	1	145147-001		36- 4- 9	Nut 3.18	1	149262-001		
36- 2- 5	Screw 2.38	1	105288-001		36- 4-10	Spring	1	146869-001		
36- 2- 6	Presser Foot (Rear)	1	149260-001		36- 4-11	Stud Screw 3.18	1	146901-001		
36- 2- 7	Screw	1	149261-001		36- 4-12	Spring	1	146870-001		
36- 2- 8	Stop Ring 2.5	1	048025-342		36- 4-13	Screw 2.38	1	122771-002		
36- 2- 9	Nut 3.18	1	149262-001		36- 5- 1	Presser Arm	1			D-36-5 Presser Foot Assembly 149918-001 (Taping)
36- 2-10	Spring	1	146869-001		36- 5- 2	Screw	1	140270-001		
36- 2-11	Stud Screw 3.18	1	146901-001		36- 5- 3	Presser Foot	1			
36- 2-12	Spring	1	146870-001		36- 5- 4	Presser Foot (Front)	1	145147-001		
36- 2-13	Screw 2.38	1	122771-002		36- 5- 5	Screw 2.38	1	105288-001		
36- 3- 1	Presser Arm	1		36- 5- 6	Presser Foot (Rear)	1	149265-001			
36- 3- 2	Screw	1	140270-001	36- 5- 7	Screw	1	149266-001			
36- 3- 3	Presser Foot	1		36- 5- 8	Stop Ring 2.5	1	048025-342			
36- 3- 4	Presser Foot (Front)	1	145147-001	36- 5- 9	Nut 3.18	1	149262-001			
36- 3- 5	Screw 2.38	1	105288-001	36- 5-10	Spring	1	146869-001			
36- 3- 6	Presser Foot (Rear)	1	149265-001	36- 5-11	Stud Screw 3.18	1	146901-001			
36- 3- 7	Screw	1	149266-001	36- 5-12	Spring	1	146870-001			
36- 3- 8	Stop Ring 2.5	1	048025-342	36- 5-13	Screw 2.38	1	122771-002			
36- 3- 9	Nut 3.18	1	149262-001	36- 6- 1	Presser Arm	1		D-36-6 Presser Foot Assembly 148260-101 (Denim)		
36- 3-10	Spring	1	146869-001	36- 6- 2	Hing Shaft	3	S01375-001			
36- 3-11	Stud Screw 3.18	1	146901-001	36- 6- 3	Presser Foot Supporter	1	S01373-001			
36- 3-12	Spring	1	146870-001	36- 6- 4	Presser Foot Under Supporter	1	S01372-001			
36- 3-13	Screw 2.38	1	122771-002	36- 6- 5	Presser Foot	1				
36- 4- 1	Presser Arm	1		36- 6- 6	Presser Foot (Rear)	1	S01371-001			
36- 4- 2	Screw	1	146865-001	36- 6- 7	Screw 2.38	3	S01374-001			
36- 4- 3	Presser Foot	1		36- 6- 8	Presser Foot (Front)	1	148020-001			
36- 4- 4	Presser Foot (Front)	1	145147-001	36- 6- 9	Washer 3	1	025030-232			
36- 4- 5	Screw 2.38	1	105288-001	36- 6-10	Screw 3/8 - 40 x 6	1	062660-612			

D. Presser foot mechanism (3) / Stoffdrückerfuß (3)
 Mécanisme du pied presseur (3) / Mecanismo del prensatelas (3)



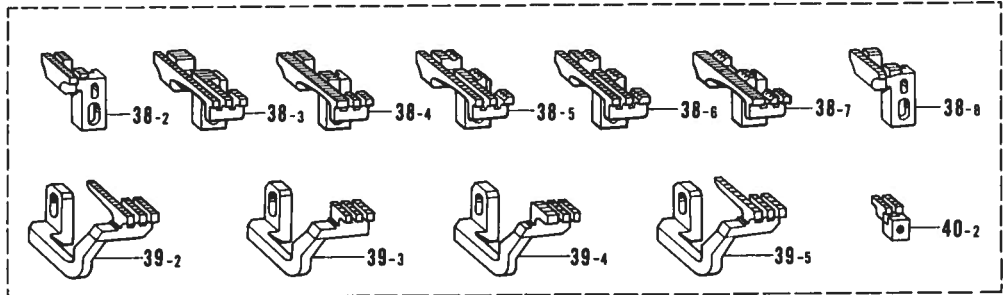
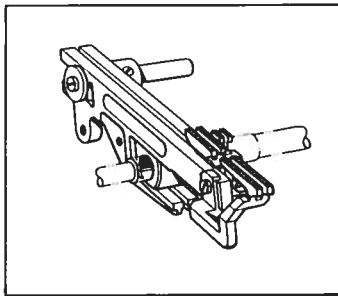
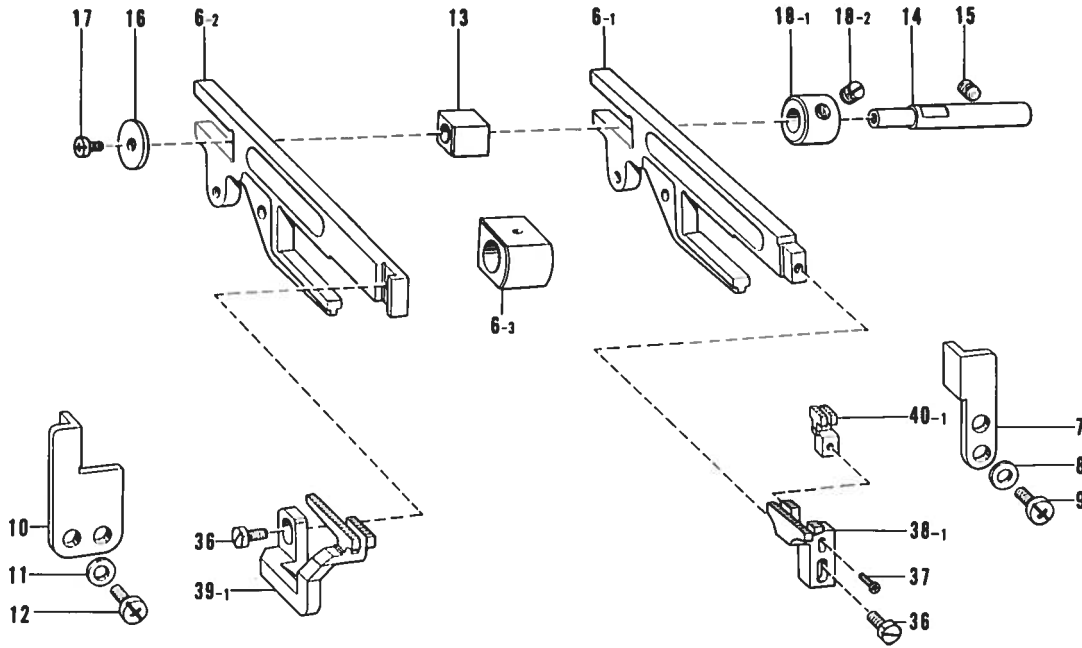
Ref. No.	Name of Parts	Q'ty	Parts No.	Assembly No.	Ref. No.	Name of Parts	Q'ty	Parts No.	Assembly No.	
36-7-1	Presser Arm	1		D-36-7 Presser Foot Assembly 148263-101 (Binding)	36-10-8	Presser Foot (Rear)	1	140991-001	D-36-10 Presser Foot Assembly 148161-001 (Ruffling 5mm)	
36-7-2	Screw	1	146865-001		36-10-9	Screw 3.18	1	140272-001		
36-7-3	Presser Foot	1			36-10-10	Nut	1	140273-001		
36-7-4	Presser Foot (Front)	1	147371-001		36-10-11	Spring	1	140993-001		
36-7-5	Screw 2.38	1	105288-001		36-10-12	Spring	1	140275-001		
36-7-6	Presser Foot (Rear)	1	149260-001		36-10-13	Set Screw	1	140992-001		
36-7-7	Screw	1	149261-001		36-11-1	Presser Arm	1			D-36-11 Presser Foot Assembly 148747-001 (Ruffling W/Piping)
36-7-8	Stop Ring 2.5	1	048025-342		36-11-2	Presser Foot	1			
36-7-9	Nut 3.18	1	149262-001		36-11-3	Screw	1	140270-001		
36-7-10	Spring	1	146869-001		36-11-4	Presser Foot (U)	1	144777-001		
36-7-11	Stud Screw 3.18	1	146901-001		36-11-5	Screw 318 - 40 x 7	1	062660-712		
36-7-12	Spring	1	146870-001		36-11-6	Presser Foot	1	144778-001		
36-7-13	Screw 2.38	1	122771-002		36-11-7	Screw 2.38	1	105288-001		
36-8-1	Presser Arm	1		36-11-8	Presser Foot (Rear)	1	147787-001			
36-8-2	Presser Foot	1		36-11-9	Screw 3.18	1	140272-001			
36-8-3	Screw	1	140270-001	36-11-10	Nut	1	140273-001			
36-8-4	Presser Foot (U)	1	144777-001	36-11-11	Spring	1	140993-001			
36-8-5	Screw 318 - 40 x 7	1	062660-712	36-11-12	Spring	1	140275-001			
36-8-6	Presser Foot (Front)	1	144778-001	36-11-13	Set Screw	1	140992-001			
36-8-7	Screw 2.38	1	105288-001	36-12-1	Presser Arm	1		D-36-12 Presser Foot Assembly 148748-001 (Ruffling W/Piping)		
36-8-8	Presser Foot (Rear)	1	146880-001	36-12-2	Presser Foot	1				
36-8-9	Screw 3.18	1	140272-001	36-12-3	Screw	1	140270-001			
36-8-10	Nut	1	140273-001	36-12-4	Presser Foot (U)	1	144777-001			
36-8-11	Spring	1	140993-001	36-12-5	Screw 318 - 40 x 7	1	062660-712			
36-8-12	Spring	1	140275-001	36-12-6	Presser Foot	1	144778-001			
36-8-13	Set Screw	1	140992-001	36-12-7	Screw 2.38	1	105288-001			
36-9-1	Presser Arm	1		36-12-8	Presser Foot (Rear)	1	147488-001			
36-9-2	Presser Foot (E)	1		36-12-9	Screw 3.18	1	140272-001			
36-9-3	Screw	1	140270-001	36-12-10	Nut	1	140273-001			
36-9-4	Presser Foot (U)	1	144777-001	36-12-11	Spring	1	140993-001			
36-9-5	Screw 318 - 40 x 7	1	062660-712	36-12-12	Spring	1	140275-001			
36-9-6	Presser Foot (Front)	1	144778-001	36-12-13	Set Screw	1	140992-001			
36-9-7	Screw 2.38	1	105288-001	36-13-1	Presser Arm	1		D-36-13 Presser Foot Assembly 148749-001 (Ruffling W/Piping)		
36-9-8	Presser Foot (Rear)	1	140271-001	36-13-2	Presser Foot	1				
36-9-9	Screw 3.18	1	140272-001	36-13-3	Screw	1	140270-001			
36-9-10	Nut	1	140273-001	36-13-4	Presser Foot (U)	1	144777-001			
36-9-11	Spring	1	140993-001	36-13-5	Screw 318 - 40 x 7	1	062660-712			
36-9-12	Spring	1	140275-001	36-13-6	Presser Foot (Front)	1	144778-001			
36-9-13	Set Screw	1	140992-001	36-13-7	Screw 2.38	1	105288-001			
36-10-1	Presser Arm	1		36-13-8	Presser Foot (Rear)	1	147489-001			
36-10-2	Presser Foot D5	1		36-13-9	Screw 3.18	1	140272-001			
36-10-3	Screw	1	140270-001	36-13-10	Nut	1	140273-001			
36-10-4	Presser Foot (U)	1	144777-001	36-13-11	Spring	1	140993-001			
36-10-5	Screw 318 - 40 x 7	1	062660-712	36-13-12	Spring	1	140275-001			
36-10-6	Presser Foot (Front)	1	144778-001	36-13-13	Set Screw	1	140992-001			
36-10-7	Screw 2.38	1	105288-001							

E. Feed mechanism (1) / Transportvorrichtung (1)
 Mécanisme de l'entraînement (1) / Mecanismo de la alimentación (1)



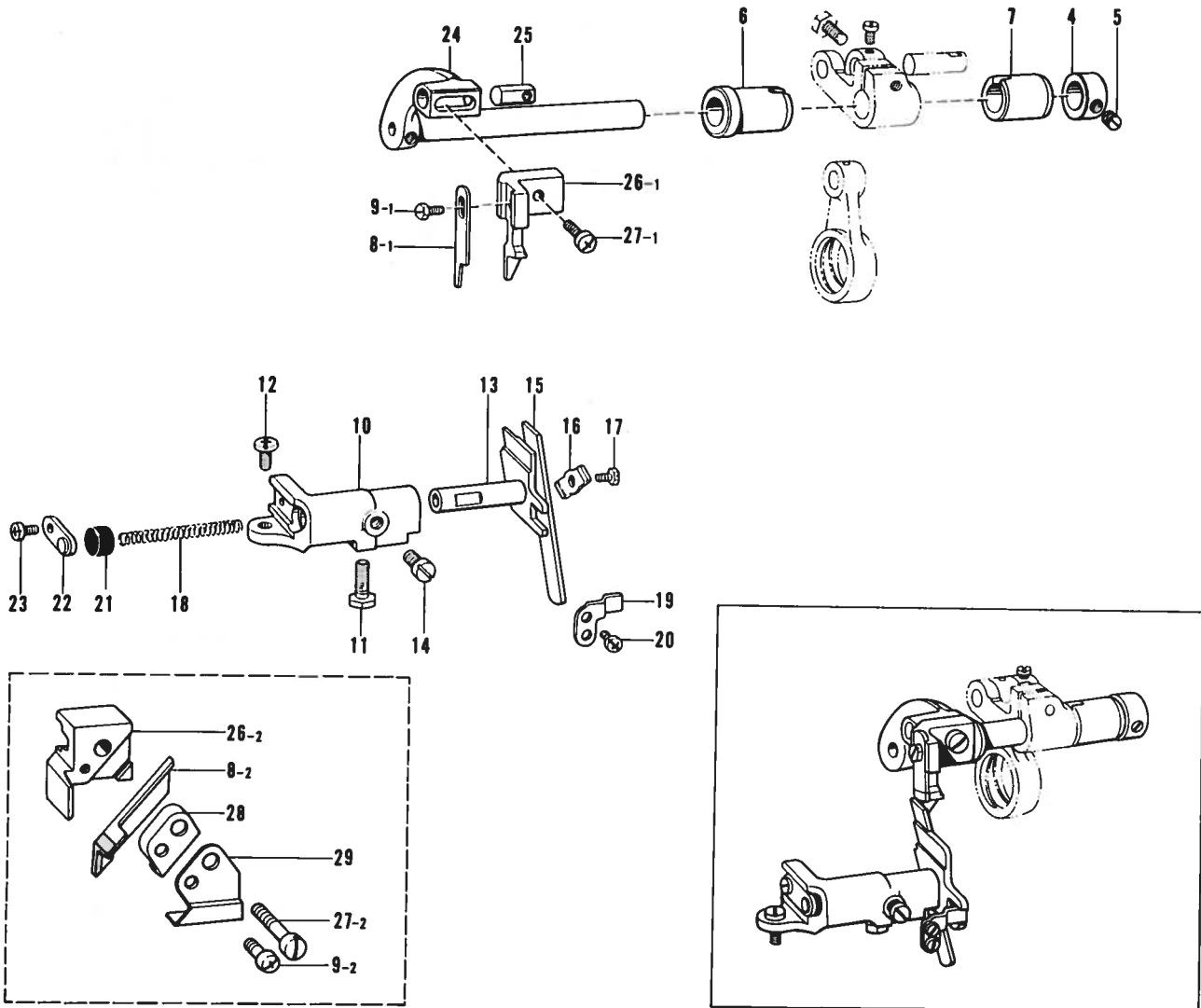
Ref. No.	Name of Parts	Q'ty	Parts No.	Assembly No.	Ref. No.	Name of Parts	Q'ty	Parts No.	Assembly No.
1- 1	Feed Rod	1		E-1 Feed Rod Assembly 148163-001	25	Indicator Plate	1	148180-001	
1- 2	Feed Arm	1			26	Pin	2	116231-001	
1- 3	Feed Arm Pin	1	148166-001		27	Feed Link Shaft	2	148181-001	
1- 4	Screw 4.37	1	100366-001		28	Feed Link Indicator Plate (Right)	1	148182-001	
2	Bolt 5.95 x 14	1	017761-412		29	Feed Link Indicator Plate (Left)	1	148183-001	
3	Feed Shaft	1	148167-001		30	Nut 4.76	2	148838-001	
4	Feed Shaft Bushing (Left)	1	148168-000		31	Washer	2	148847-001	
5	Feed Shaft Bushing (Right)	1	148169-000		32	Feed Link	1	148184-000	
19	Main Feed Arm	1	148177-001		33	Feed Link Bushing	1	148185-001	
20	Bolt 5.95 x 14	1	017761-412		34	Washer	2	140208-001	
21	Indicator Plate	1	148178-001		35	Bolt 4.76	2	148186-001	
22	Pin	2	116231-001		41	Feed Link	1	148403-001	
23	Differential Feed Arm	1	148179-001		42	Feed Link Bushing	1	148404-001	
24	Bolt 5.95 x 14	1	017761-412						

E. Feed mechanism (2) / Transportvorrichtung (2)
 Mécanisme de l'entraînement (2) / Mecanismo de la alimentación (2)



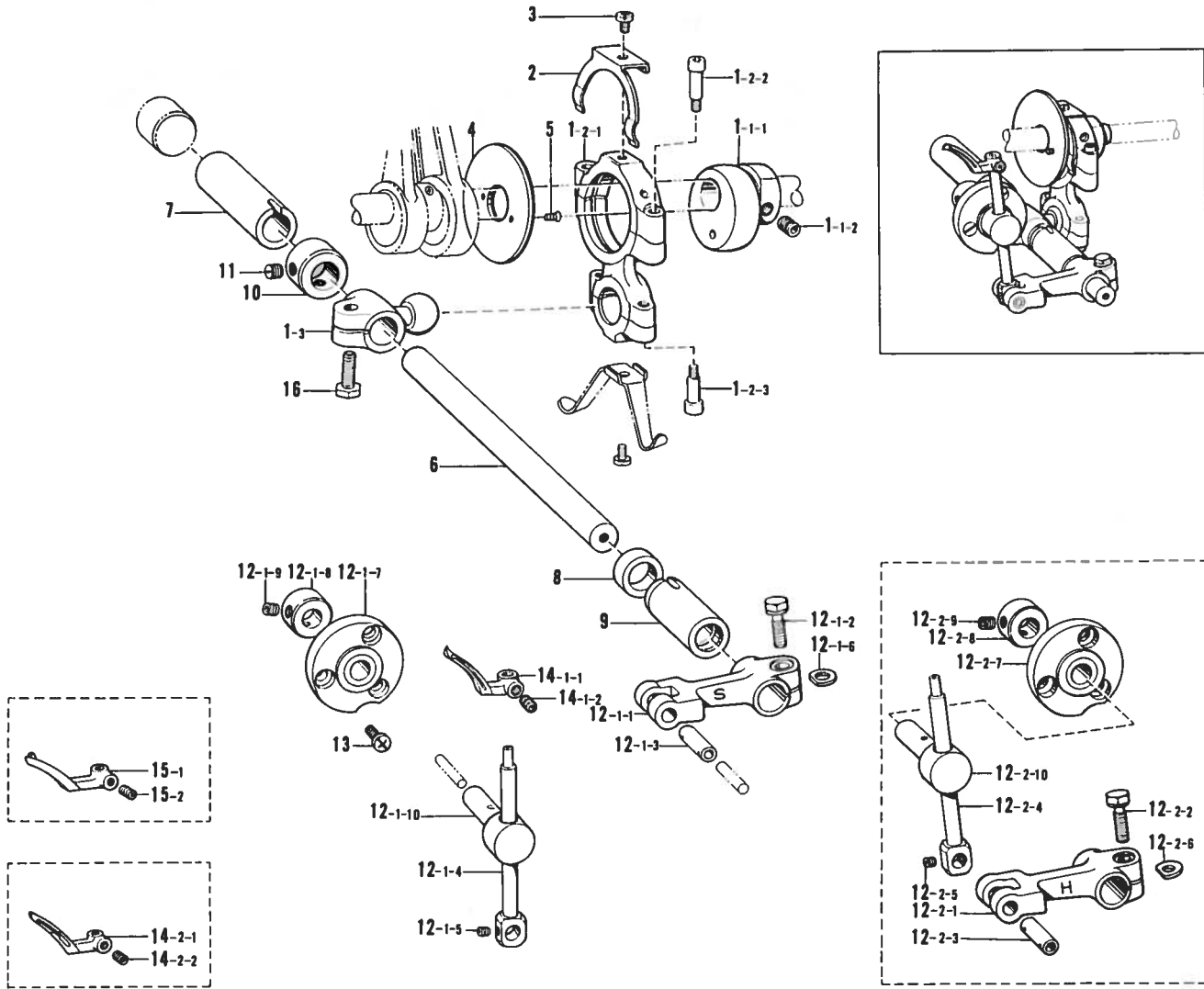
Ref. No.	Name of Parts	Q'ty	Parts No.	Assembly No.	Ref. No	Name of Parts	Q'ty	Parts No.	Assembly No.
6- 1	Main Feed Bar	1		F-6 Feed Bar Guide Block Assembly 148262-001	36	Bolt 4.37	2	117516-001	
6- 2	Differential Feed Bar	1			37	Screw 238 - 56 x 8	1	062630-812	
6- 3	Feed Lifting Slide Block	1	148173-000		38- 1	Main Feed Dog	1	146567-001	
7	Feed Bar Guide (Right)	1	148174-000		38- 2	Main Feed Dog	1	146568-001	
8	Washer	2	100645-003		38- 3	Main Feed Dog (Ruffling)	1	S01781-001	
9	Screw 437 - 40 x 8	2	060680-812		38- 4	Main Feed Dog (Ruffling)	1	S01782-001	
10	Feed Bar Guide (Left)	1	148175-000		38- 5	Main Feed Dog (Ruffling, W/Piping)	1	S01783-001	
11	Washer	2	100645-003		38- 6	Main Feed Dog (Ruffling, W/Piping)	1	S01784-001	
12	Screw 437 - 40 x 8	2	060680-812		38- 7	Main Feed Dog (Ruffling, W/Piping)	1	S01785-001	
13	Feed Bar Guide Block	1	146547-000		38- 8	Main Feed Dog (Denim)	1	146569-001	
14	Feed Bar Guide Block Shaft	1	148176-001		39- 1	Differential Feed Dog	1	146572-001	
15	Screw 6.35 x 6	1	014770-622		39- 2	Differential Feed Dog	1	146573-001	
16	Slide Plate	1	146549-001		39- 3	Differential Feed Dog (Ruffling)	1	146575-001	
17	Screw 437 - 40 x 7	1	062680-712		39- 4	Differential Feed Dog (Ruffling)	1	146576-001	
18- 1	Set Collar	1		E-18 Collar Assembly 181995-001	39- 5	Differential Feed Dog (Denim)	1	146574-001	
18- 2	Screw 6.35	2	101706-001			40- 1	Chain Feed Dog	1	146577-001
					40- 2	Chain Feed Dog (Bulky, Ruffling)	1	148189-001	

F. Knife mechanism / Messer
 Mécanisme du couteau / Mecanismo del cuchilla



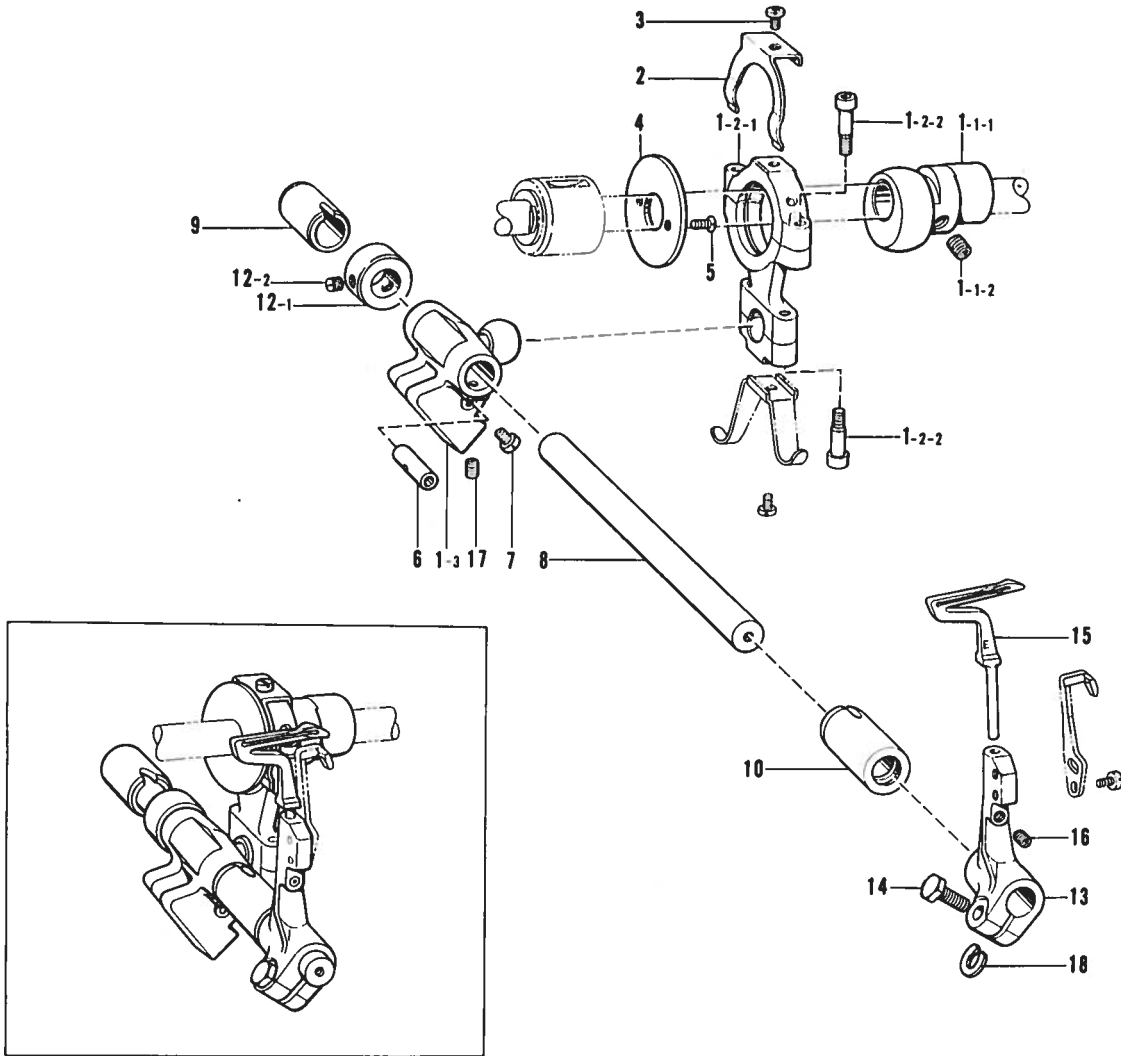
Ref. No.	Name of Parts	Q'ty	Parts No.	Assembly No.	Ref. No.	Name of Parts	Q'ty	Parts No.	Assembly No.
4	Set Collar	1	146581-001		17	Bolt 4.37	1	117516-001	
5	Screw 5.95	2	100260-001		18	Spring	1	146584-001	
6	Knife Driving Shaft Bushing (Left)	1	148196-000		19	Lower Knife Holder Guide	1	146585-001	
7	Knife Driving Shaft Bushing (Right)	1	148197-000		20	Screw 357 - 40 x 6	2	062670-612	
8- 1	Upper Knife	1	148198-001		21	Cap	1	146586-000	
8- 2	Upper Knife	1	148342-001		22	Lower Knife Holder Spring Stopper	1	140248-001	
9- 1	Bolt 3.57	1	144075-001		23	Screw 437 - 40 x 7	1	062680-712	
9- 2	Screw 357 - 40 x 10	1	062671-016		24	Upper Knife Driving Arm	1	146580-001	
10	Lower Knife Holder Supporter	1	146582-001		25	Nut	1	148281-001	
11	Bolt 6.35 x 16	1	017771-612		26- 1	Upper Knife Holder	1	144179-001	
12	Screw 437 - 40 x 8	1	060680-812		26- 2	Upper Knife Holder	1	148345-001	
13	Lower Knife Holder	1	146583-001		27- 1	Screw 437 - 40 x 8	1	060680-812	
14	Screw 6.35	1	102627-001		27- 2	Screw 4.37	1	102424-003	
15	Lower Knife	1	112436-001		28	Upper Knife Presser	1	148343-001	
16	Lower Knife Presser Plate	1	117515-001		29	Presser Plate	1	148344-001	

G. Over looper mechanism / Oberen Greifer
 Mécanisme du boucleur supérieur / Mecanismo del presilladora superior



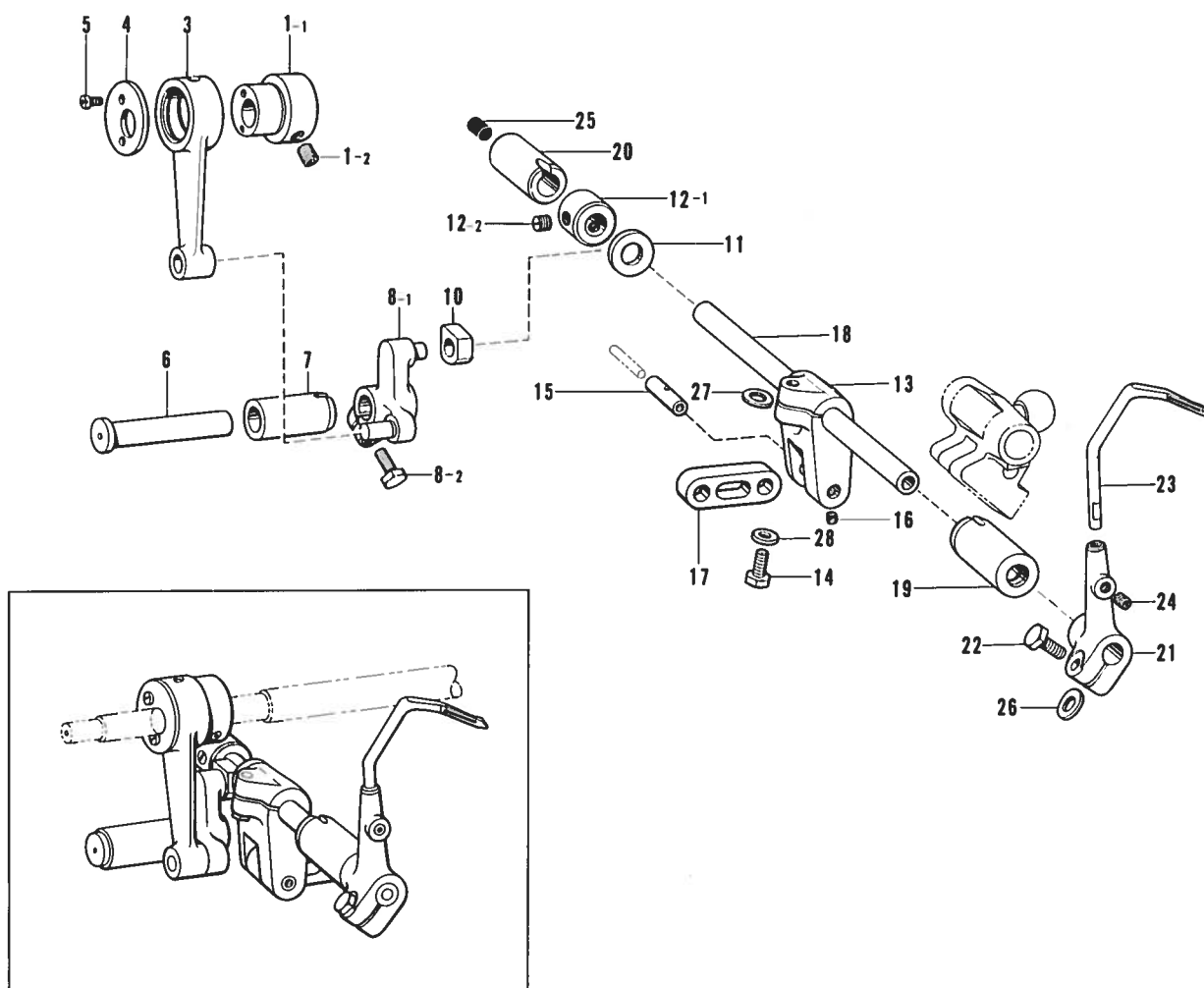
Ref. No.	Name of Parts	Q'ty	Parts No.	Assembly No.	Ref. No.	Name of Parts	Q'ty	Parts No.	Assembly No.
1- 1- 1	Over Looper Eccentric Cam	1		G-1-1 Over Looper Eccentric Cam Assembly 181628-001	12- 1- 4	Over Looper Holder	1	148213-101	G-12-1 Over Looper Assemble 148209-001 (Standard)
1- 1- 2	Screw 6.35	2	148857-001		12- 1- 5	Screw 4.76	1	013719-412	
1- 2- 1	Over Looper Connecting Rod	1		G-1-2 Over Looper Connecting Rod With Screw S01226-001	12- 1- 6	Spacer	1	148783-001	
1- 2- 2	Screw 4.37x18	2	150382-001		12- 1- 7	Over Looper Holder Guide Base	1		
1- 2- 3	Screw 4.37x14	2	148425-001		12- 1- 8	Set Collar	1		
1- 3	Over Looper Connecting Lever	1		G-1 Over Looper Connecting Rod Assembly 148200-001	12- 1- 9	Screw 4.37	2	014680-422	G-12-2 Over Looper Assemble 148217-001 (High-lift)
2	Looper Connecting Rod Stopper	1	148204-001		12- 1-10	Over Looper Holder Guide Block	1		
3	Screw 357 - 40 x 5	1	062670-512		12- 2- 1	Over Looper Driving Lever	1		
4	Looper Connecting Rod Stopper Guide (R)	1	148205-001		12- 2- 2	Bolt 5.95 x 16	1	149172-001	
5	Screw 3.57	2	102843-004		12- 2- 3	Over Looper Holder Pin	1	148212-001	
6	Over Looper Shaft	1	148206-001		12- 2- 4	Over Looper Holder	1	148213-101	G-12-2 Over Looper Assemble 148217-001 (High-lift)
7	Over Looper Shaft Bushing Back	1	148207-000		12- 2- 5	Screw 4.76	1	013719-412	
8	Thrust Collar	1	148208-001		12- 2- 6	Spacer	1	148783-001	
9	Bushing	1	144031-000		12- 2- 7	Over Looper Holder Guide Base	1		
10	Set Collar	1	146581-001		12- 2- 8	Set Collar	1		
11	Screw 5.95	2	100260-001		12- 2- 9	Screw 4.37	2	014680-422	
12- 1- 1	Over Looper Driving Lever	1		G-12-1 148209-001 (Standard)	12- 2-10	Over Looper Holder Guide Block	1		
12- 1- 2	Bolt 5.95 x 16	1	149172-001		13	Screw 437 - 40 x 7	3	062680-712	
12- 1- 3	Over Looper Holder Pin	1	148212-001		14- 1- 1	Over Looper (Standard)	1		G-14-1 Over Looper 147934-001
					14- 1- 2	Screw 4.37	1	014680-422	G-14-2 Over Looper 159686-001
					14- 2- 1	Over Looper (High-lift)	1		
					14- 2- 2	Screw 4.37	1	014680-422	
					15- 1	Spreader	1		G-15 Spreader 147935-001
					15- 2	Screw 4.37	1	014680-422	
					16	Bolt 6.35x16	1	017771-612	

H. Under looper mechanism / Unterer Greifer
 Mécanisme du boucleur inférieur / Mecanismo del presilladora inferior



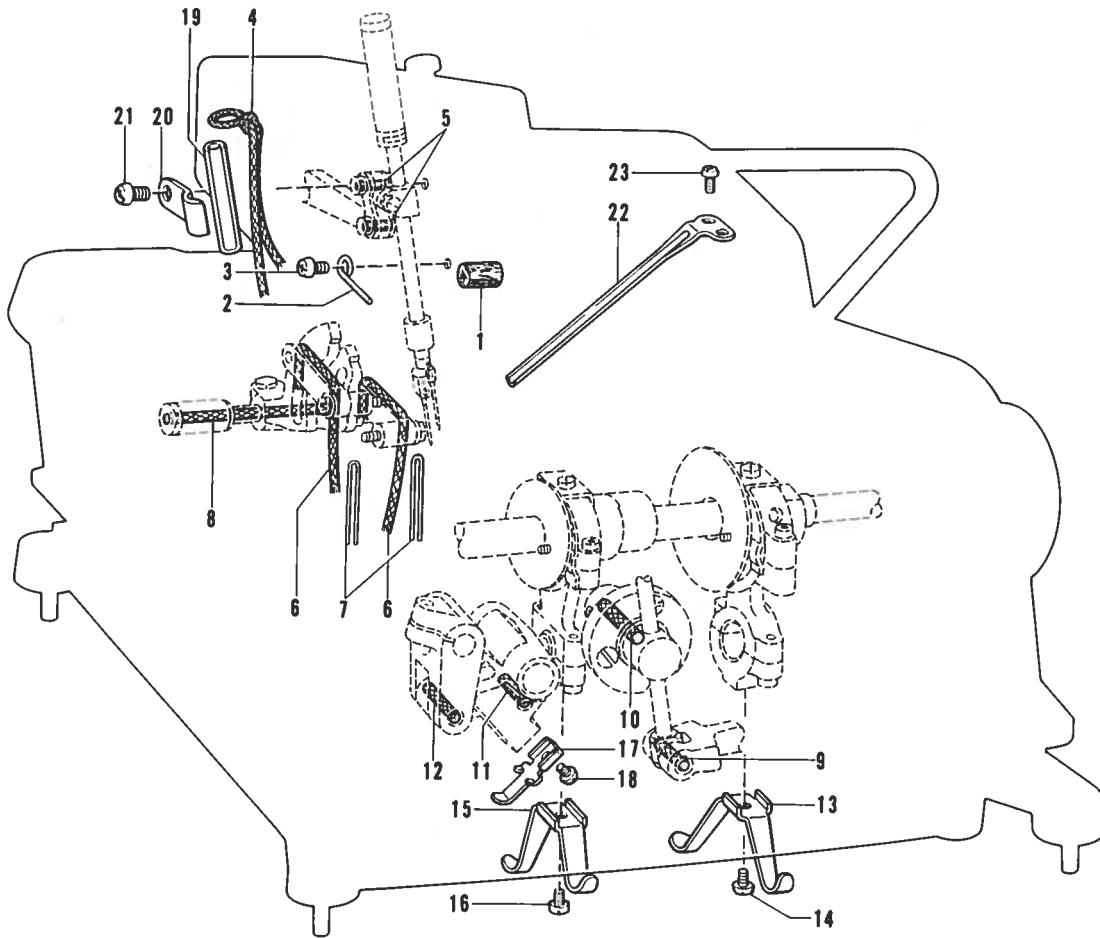
Ref. No.	Name of Parts	Q'ty	Parts No.	Assembly No.	Ref. No.	Name of Parts	Q'ty	Parts No.	Assembly No.
1- 1- 1	Under Looper Eccentric Cam	1		H-1-1 Under Looper Eccentric Cam Assembly 181629-001	5	Screw 3.57	2	102843-004	
1- 1- 2	Screw 6.35	2	148857-001		6	Under Looper Holder Pin	1	148232-001	
1- 2- 1	Under Looper Connecting Rod	1		H-1-2 Under Looper Connecting Rod With Screw S01227-001	7	Screw 3.57	1	144458-001	
1- 2- 2	Screw 4.37 x 14	4	148425-001		8	Under Looper Shaft	1	148226-001	
1- 3	Under Looper Connecting Lever	1		H-1 Under Looper Connecting Rod Assembly 148230-001	9	Under Looper Shaft Bushing (Back)	1	148227-000	
2	Looper Connecting Rod Stopper	1	148224-001		10	Under Looper Shaft Bushing (Front)	1	148228-000	
3	Screw 357 - 40 x 5	1	062670-512		12- 1	Set Collar	1		H-12 Collar Assembly 180323-001
4	Looper Connecting Rod Stopper Guide (L)	1	148225-001		12- 2	Screw 5.95	2	013760-612	
					13	Under Looper Holder	1	146617-001	
					14	Bolt 5.56 x 14	1	149171-001	
					15	Under Looper	1	S01248-001	
					16	Screw 4.37	1	014680-422	
					17	Screw 4.37	2	014680-422	
					18	Spacer	1	148782-001	

J. Double chain stitch looper mechanism / Doppelkettenstichgreifer
Mécanisme de boucleur pour point de chaînette double / Mecanismo del presilladora de doble cadeneta



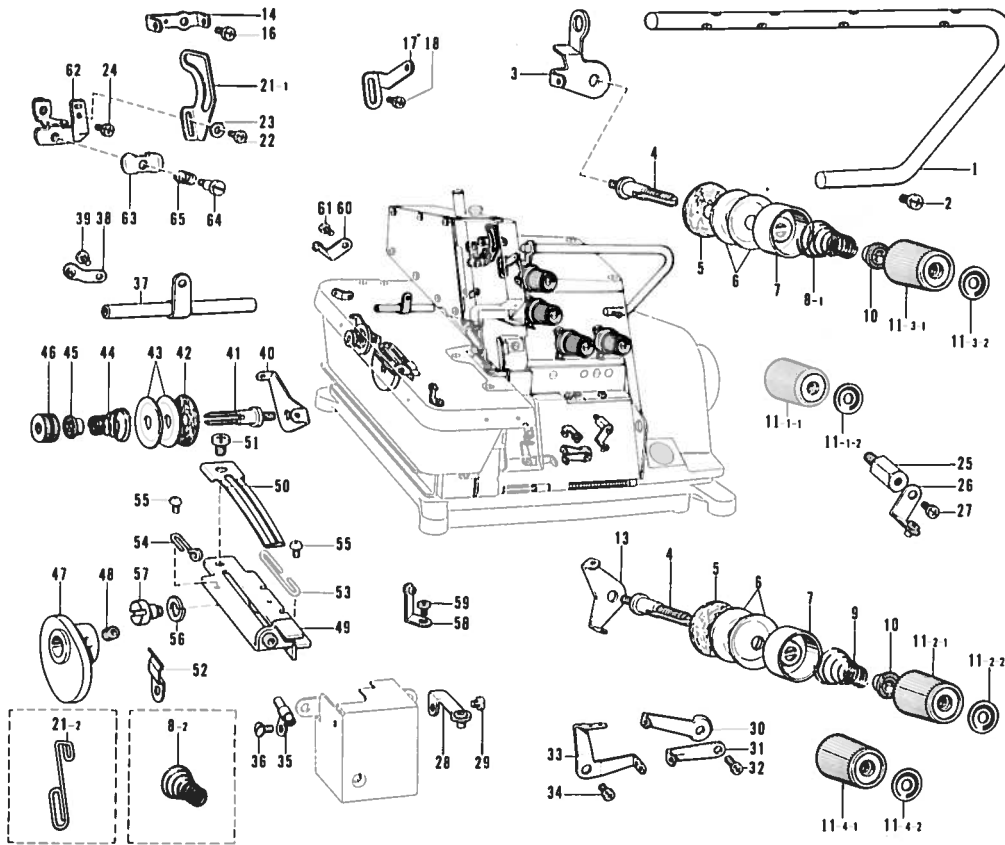
Ref. No.	Name of Parts	Q'ty	Parts No.	Assembly No.	Ref. No.	Name of Parts	Q'ty	Parts No.	Assembly No.
1- 1	Longitudinal Eccentric Cam	1		J-1 Longitudinal Eccentric Cam Assembly 181657-001	13	Chain Stitch Looper Driving Lever	1	148240-001	
1- 2	Screw 6.35	2	148857-001		14	Bolt 5.95 x 14	1	017761-412	
3	Longitudinal Feed Driving Rod	1	148234-000		15	Chain Stitch Looper Driving Lever Pin	1	148241-001	
4	Driving Rod Presser Plate	1	148235-001		16	Screw 3.18	1	146427-001	
5	Screw 238 - 56 x 6	2	062630-612		17	Chain Stitch Looper Link	1	148242-001	
6	Longitudinal Feed Lever Shaft	1	148236-001		18	Longitudinal Feed	1	148243-001	
7	Longitudinal Feed Lever Shaft Bushing	1	148237-000		19	Bushing (Front)	1	148244-000	
8- 1	Longitudinal Feed Lever	1		J-8 Longitudinal Feed Lever With Screw 181668-001	20	Bushing (Back)	1	148245-000	
8- 2	Bolt 6.35 x 14	1	017771-412		21	Chain Stitch Looper Holder	1	146634-001	
10	Slide Block	1	140313-001		22	Bolt 5.56 x 14	1	149171-001	
11	Thrust Collar	1	148239-001		23	Chain Stitch Looper	1	146635-001	
12- 1	Set Collar	1		J-12 Collar Assembly 181995-001	24	Screw 4.37	1	014680-422	
12- 2	Screw 6.35	2	101706-001		25	Oil Cap	1	140327-001	
					26	Spacer	1	148782-001	
					27	Washer 6	1	025060-232	
					28	Washer 6	1	025060-132	

K. Lubrication / Schmierung
Lubrification / Lubricación



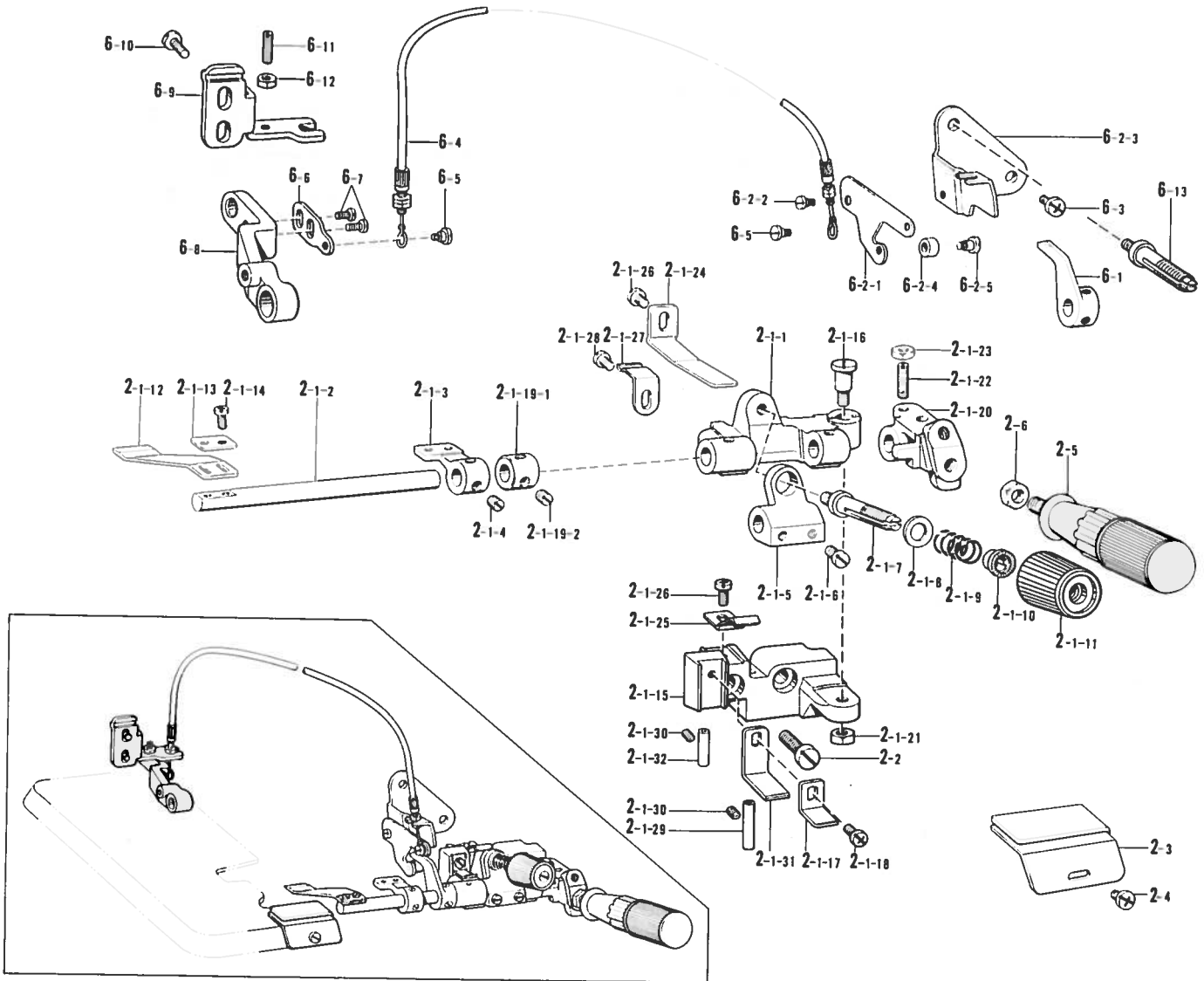
Ref. No.	Name of Parts	Q'ty	Parts No.	Assembly No.	Ref. No.	Name of Parts	Q'ty	Parts No.	Assembly No.
1	Felt	1	112754-001		13	Oil Jumping Plate (R)	1	148250-001	
2	Felt Holder	1	148247-001		14	Screw 357 - 40 x 5	1	062670-512	
3	Screw 437 - 40 x 7	1	062680-712		15	Oil Jumping Plate (L)	1	148251-001	
4	Wick	1	118768-001		16	Screw 357 - 40 x 5	1	062670-512	
5	Felt	2	147691-000		17	Oil Jumping Plate (D)	1	148252-001	
6	Wick	2	142674-000		18	Screw 357 - 40 x 5	1	062670-512	
7	Cap	2	140774-000		19	Vinyl Tube	1	146644-000	
8	Wick	1	148248-000		20	Tube Holder	1	148315-001	
9	Wick	1	108809-001		21	Screw 437 - 40 x 7	1	062680-712	
10	Wick	1	148249-000		22	Oil Guide	1	154288-001	
11	Wick	1	143444-001		23	Screw 437 - 40 x 7	2	062680-712	
12	Wick	1	117591-001						

L. Thread tension / Fadernspannung
Tension du fil / Tension del hilo



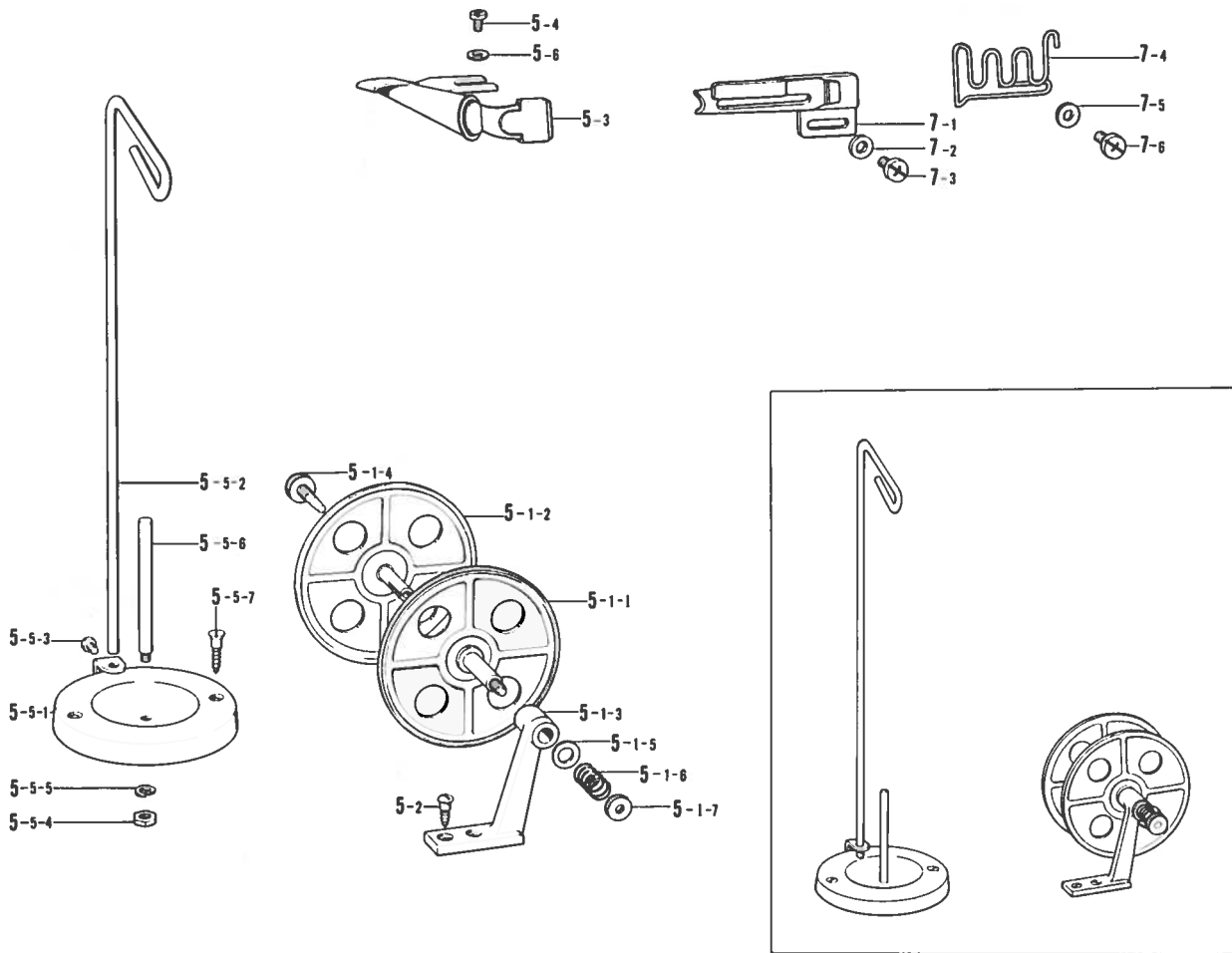
Ref. No.	Name of Parts	Q'ty	Parts No.	Assembly No.	Ref. No.	Name of Parts	Q'ty	Parts No.	Assembly No.
1	Main Thread Guide	1	148253-001		27	Screw 357 - 40 x 6	1	062670-612	
2	Screw 437 - 40 x 14	1	062681-412		28	Over Lopper Thread Guide	1	146929-001	
3	Thread Guide Supporter	1	146649-001		29	Screw 357 - 40 x 6	1	062670-612	
4	Looper Thread Tension Control Stud	1	110820-101		30	Over Looper Thread Take-up (R)	1	146652-001	
5	Felt	4	110832-001		31	Under Looper Thread Take-up (R)	1	146653-001	
6	Tension Disc	8	145446-001		32	Screw 357 - 40 x 8	1	062670-812	
7	Presser For Tension Disc	4	144103-002		33	Looper Thread Take-up (L)	1	146654-001	
8- 1	Spring	2	144104-001		34	Screw 357 - 40 x 6	1	062670-612	
8- 2	Spring	2	148851-001		35	Over Looper Thread Guide	1	142669-002	
9	Spring	2	144110-001		36	Screw 2.38	1	100105-005	
10	Tension Spring Washer	4	144105-000		37	Over Looper Thread Guide	1	148256-001	
11- 1- 1	Thread Tension Control Nut	1	149566-001	L-11-1 Thread Tension Control Nut Assembly 149568-001	38	Chain Stitch Looper Thread Guide	1	151617-001	
11- 1- 2	Tension Indicating Plate	1	147049-001		39	Screw 357 - 40 x 6	1	062670-612	
11- 2- 1	Thread Tension Control Nut	1	149566-001	L-11-2 Thread Tension Control Nut Assembly 149568-002	40	Needle Thread Guide Plate	1	110813-001	
11- 2- 2	Tension Indicating Plate	1	147049-002		41	Thread Tension Control Stud	1	147148-001	
11- 3- 1	Thread Tension Control Nut	1	149566-001	L-11-3 Thread Tension Control Nut Assembly 149568-003	42	Felt	1	110832-001	
11- 3- 2	Tension Indicating Plate	1	147049-003		43	Tension Disc	2	145446-001	
11- 4- 1	Thread Tension Control Nut	1	149566-001	L-11-4 Thread Tension Control Nut Assembly 149568-004	44	Spring	1	147149-001	
11- 4- 2	Tension Indicating Plate	1	147049-004		45	Tension Spring Washer	1	144105-000	
13	Needle Thread Guide Plate	3	110813-001		46	Nut	1	151012-001	
14	Needle Thread Guide Plate (A)	1	143757-001		47	Chain Stitch Looper Take-up	1	150807-101	
16	Screw 357 - 40 x 8	1	062670-812		48	Screw 4.37	2	014680-422	
17	Chain Stitch Needle Thread Guide	1	148255-001		49	Chain Stitch Base Plate Assembly	1	150808-001	
18	Screw 357 - 40 x 8	1	062670-812		50	Thread Handler	1	150810-001	
21- 1	Needle Thread Take-up	1	144108-001		51	Screw 357 - 40 x 4	1	062670-412	
21- 2	Needle Thread Take-up	1	142201-001		52	Spring	1	150813-001	
22	Screw 318 - 40 x 8	1	062660-412		53	Thread Guide (R)	1	146663-001	
23	Washer	1	105248-003		54	Thread Guide (L)	1	150811-001	
24	Screw 357 - 40 x 5	1	062670-512		55	Screw 238 - 56 x 4	2	060630-412	
25	Thread Guide Holder	1	148254-001		56	Spring Washer 2 - 5	1	028050-242	
26	Under Looper Thread Guide	1	146926-002		57	Stud Screw 4.37	1	150812-001	
					58	Under Looper Thread Guide	1	146930-001	
					59	Screw 357 - 40 x 6	1	062670-612	
					60	Under Looper Thread Guide	1	146926-001	
					61	Screw 357 - 40 x 6	1	062670-612	
					62	Needle Thread Take-up Supporter	1	147344-001	
					63	Needle Thread Guard	1	112300-001	
					64	Stud Screw 3.18	1	112301-001	
					65	Needle Thread Guard Spring	1	112299-001	

M. Ruffling Attachment (1) / Kräuselvorrichtung (1)
 Accessoire pour fronces (1) / Accesorio de fruncido (1)



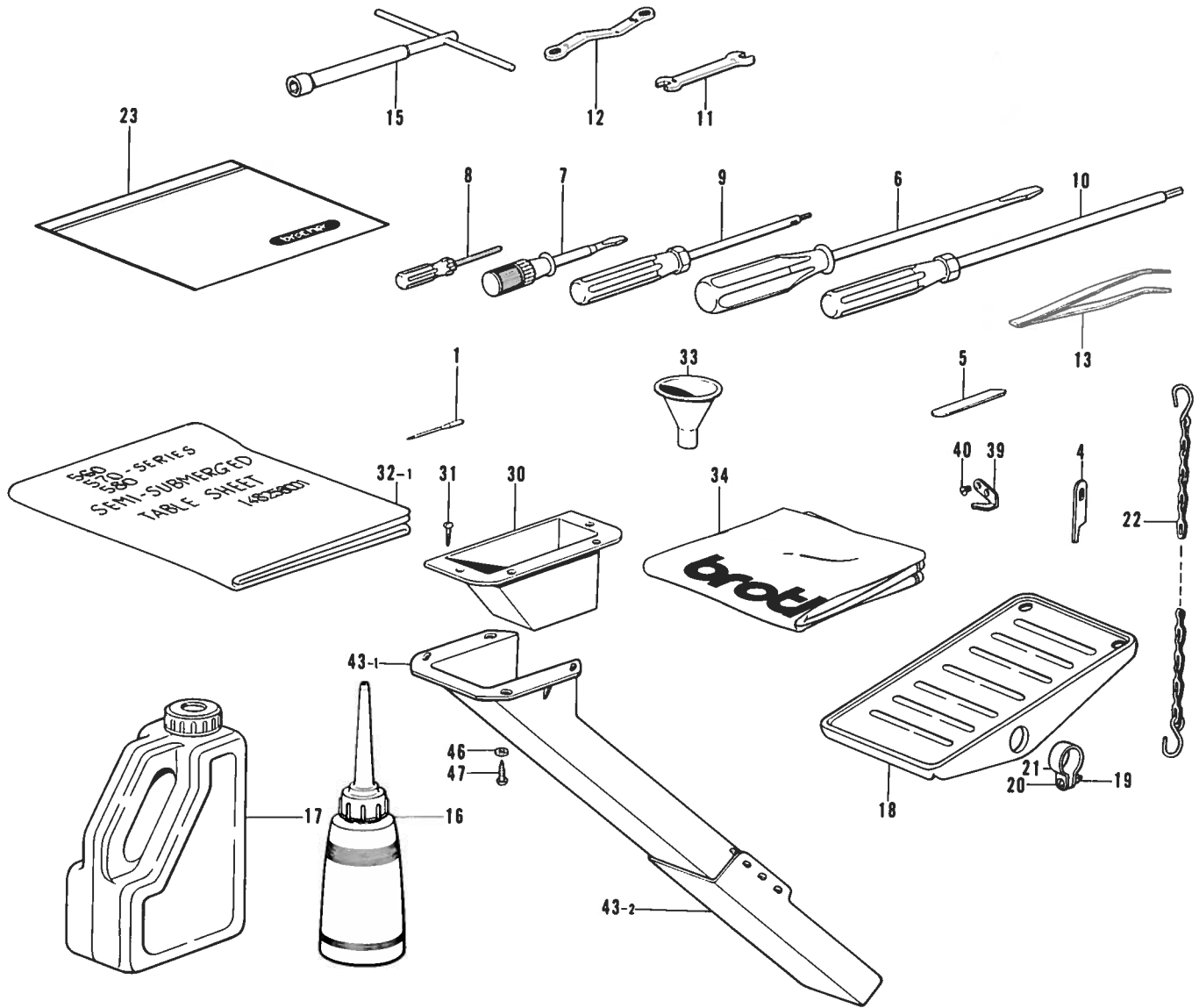
Ref. No.	Name of Parts	Q'ty	Parts No.	Assembly No.	Ref. No.	Name of Parts	Q'ty	Parts No.	Assembly No.
2- 1- 1	Bracket For Ruffling Blade	1	146588-001	M-2-1 Ruffling Attachment Assembly 146587-201	2- 1-28	Screw 357 - 40 x 5	1	060670-512	M-2-1 Ruffling Attachment Assembly 146587-201
2- 1- 2	Ruffling Blade Base Shaft	1	145803-001		2- 1-29	Thread Guide Pipe	1	146592-001	
2- 1- 3	Wrapper Base	1	146589-001		2- 1-30	Screw 3.57	2	013679-412	
2- 1- 4	Screw 6.35	2	101706-001		2- 1-31	Ruffling Blade Guide Plate (D)	1	154795-001	
2- 1- 5	Spring Base	1	146590-001		2- 1-32	Thread Guide Pipe	1	S01614-001	
2- 1- 6	Screw 5.95	2	105163-001		2- 2	Screw 6.35 x 18	2	S01304-001	
2- 1- 7	Looper Thread Tension Control Stud	1	110820-101		2- 3	Ruffler Guide	1	144793-000	
2- 1- 8	Washer 6.35	1	025770-232		2- 4	Screw 357 - 40 x 6	1	060670-616	
2- 1- 9	Spring	1	144788-001		2- 5	Handle	1	145809-001	
2- 1-10	Tension Spring Washer	1	144105-000		2- 6	Nut 6.35	1	150556-002	
2- 1-11	Tension Nut	1	149566-001		6- 1	Ruffling Plate Lifter	1	148387-001	
2- 1-12	Ruffling Blade	1	144783-001		6- 2- 1	Ruffling Plate Lifter Lever	1	148388-001	
2- 1-13	Washer	1	144784-001		6- 2- 2	Screw	1	141514-001	
2- 1-14	Screw 318 - 40 x 7	2	062660-712		6- 2- 3	Presser Foot Lifter Lever Supporter	1	148389-001	
2- 1-15	Ruffler Base	1			6- 2- 4	Roller	1	148390-001	
2- 1-16	Stud Screw 5.95	1	147933-001		6- 2- 5	Stud Screw 3.18	1	112301-001	
2- 1-17	Ruffling Blade Guide	1	145807-001		6- 3	Screw 437 - 40 x 8	1	062680-812	
2- 1-18	Screw 437 - 40 x 8	1	062680-812		6- 4	Flexible Wire Assembly	1	149253-001	
2-1-19-1	Set Collar	1			6- 5	Screw	2	141514-001	
2-1-19-2	Screw 6.35	2	101706-001	6- 6	Wire Plate	1	149255-001		
2- 1-20	Handle Fixing Plate	1	145810-001	6- 7	Screw 357 - 40 x 6	2	062670-612		
2- 1-21	Nut 5.95	1	150553-002	6- 8	Presser Foot Lifter Lever	1	149256-001		
2- 1-22	Screw 4.37	1	110230-001	6- 9	Lever Adjusting Plate	1	151614-001		
2- 1-23	Nut 4.37	1	105234-003	6-10	Screw 594 - 28 x 10	2	062761-012		
2- 1-24	Spring Plate	1	145811-001	6-11	Screw 4.76	1	153483-001		
2- 1-25	Spring Plate	1	145808-001	6-12	Nut 4.76	1	110161-006		
2- 1-26	Screw 437 - 40 x 6	2	062680-612	6-13	Thread Tension Control Stud	2	159574-001		
2- 1-27	Spring	1	144764-001						
				M-2-1-19 Collar Assembly 181995-002					M-6 Ruffler Interlocking Parts Assembly 149252-002

M. Ruffling Attachment (2) / Kräuselvorrichtung (2)
 Accessoire pour fronces (2) / Accesorio de fruncido (2)



Ref. No.	Name of Parts	Q'ty	Parts No.	Assembly No.	Ref. No.	Name of Parts	Q'ty	Parts No.	Assembly No.
5- 1- 1	Tape Winder Wheel (R)	1		M-5-1 Tape Winder Assembly 143767-002	5- 5- 3	Screw 3.18	1	100080-004	M-5-5 Cotton Stand 181031-001
5- 1- 2	Tape Winder Wheel (L)	1			5- 5- 4	Nut 4.76	1	110161-003	
5- 1- 3	Tape Winder Bracket	1			5- 5- 5	Spring Washer 2 - 5	1	028050-242	
5- 1- 4	Screw	1	143980-001		5- 5- 6	Spool Stud	1	100444-002	
5- 1- 5	Washer	1	108494-001		5- 5- 7	Screw 4.5 x 32	2	100447-001	
5- 1- 6	Spring	1	108495-001		5- 6	Washer	2	110735-002	
5- 1- 7	Tension Control Nut	1	100136-001		7- 1	Wrappee Assembly	1	147373-000	
5- 2	Screw 4.5 x 20	2	101118-001	7- 2	Washer	2	105161-004		
5- 3	Wrapper Assembly	1	147440-000	7- 3	Screw 357 - 40 x 5	2	062670-512		
5- 4	Screw 437 - 40 x 6	2	062680-612	7- 4	Tape Guide	1	147377-001		
5- 5- 1	Spool Disk	1	109852-001	7- 5	Washer 3.5	2	025350-332		
5- 5- 2	Thread Guide Stud	1	109853-001	7- 6	Screw 357 - 40 x 5	2	062670-512		

Z. Accessories (1) / Zubehör (1)
 Accessoires (1) / Accesorios (1)

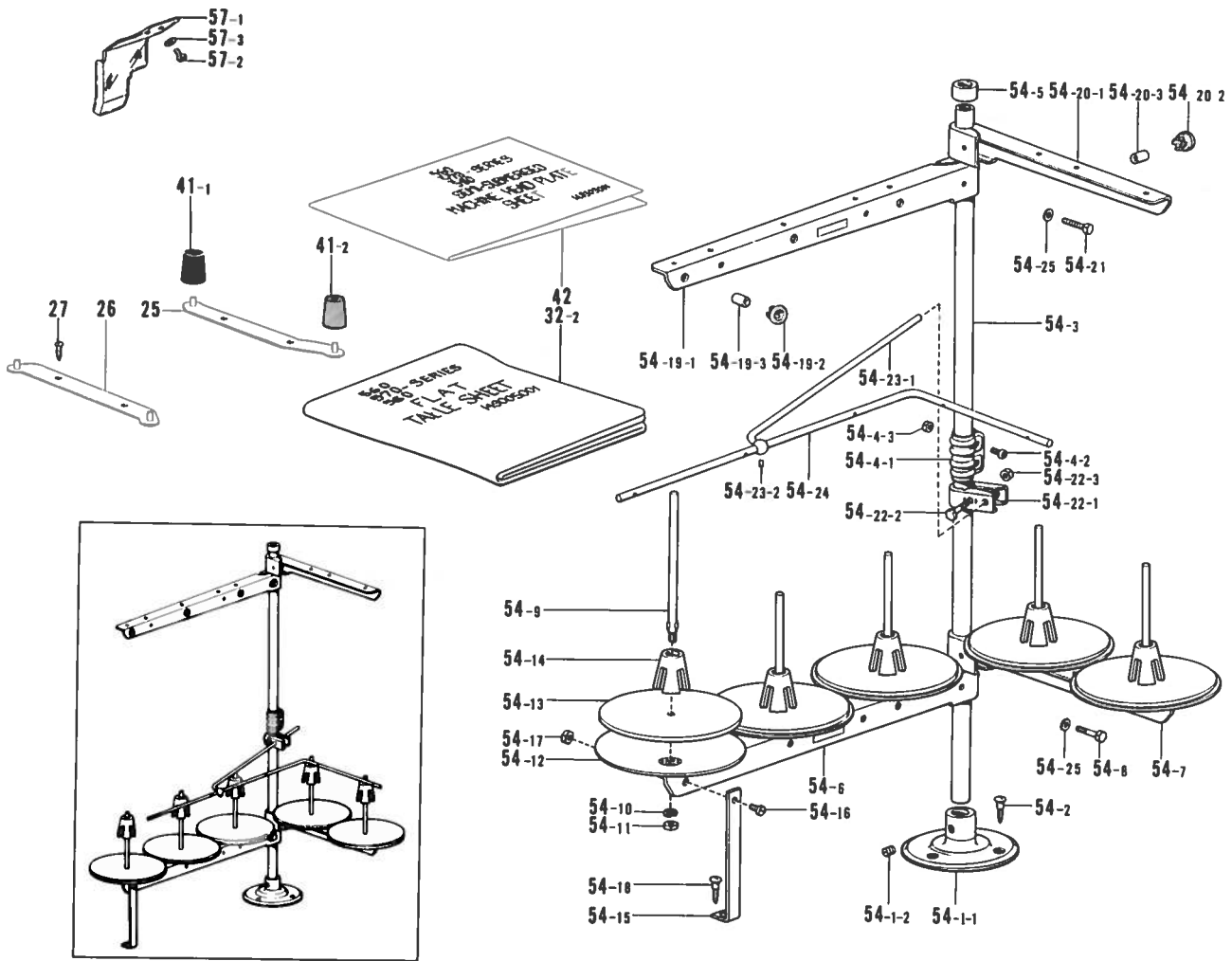


Ref. No.	Name of Parts	Q'ty	Parts No.	Assembly No.	Ref. No.	Name of Parts	Q'ty	Parts No.	Assembly No.
1	Needle	4			20	Screw 4 x 14	2	001401-406	
4	Upper Knife	1	148198-001		21	Pedal Stopper	2	116016-001	
5	Lower Knife	1	112436-001		22	Chain Assembly	1	142262-001	
6	Screw Driver 5.5 x 190	1	101572-101		23	Vinyl Bag	1	122991-001	
7	Screw Driver 3.4 x 70	1	118837-001		30	Duster Drop	1	148430-101	
8	Screw Driver 1.6	1	144124-001		31	Screw 3.1 x 13	4	031311-302	
9	Driver Wrench 2	1	146700-001		32-1	Table Sheet	1	148258-001	
10	Screw Driver 3	1	149173-001		33	Funnel	1	140759-000	
11	Spanner 6 x 7	1	107779-001		34	Head Cover	1	144225-002	
12	Wrench 8 x 9	1	105343-001		39	Trimming Knife	1	148259-001	
13	Tweezers	1	117466-000		40	Screw 3.18	2	141542-001	
15	Wrench	1	140342-001		43-1	Duster Shoot (L)	1	148431-101	Z-43 Duster Shoot Assembly 183161-101
16	Oiler	1	114483-002		43-2	Duster Shoot (S)	1	148432-001	
17	Oil Tank	1	154702-002		46	Washer 4.37	4	025680-232	
18	Treadle Pedal	1	147893-002		47	Screw 4.5 x 16	4	031451-603	
19	Nut 4	2	021400-106						

* The details of included accessories are subject to change.
 * Änderungen in der Aufstellung der mitgelieferten Zubehöre sind vorbehalten.

* Les détails des accessoires inclus sont sujets à des changements.
 * Los detalles de los accesorios incluidos pueden variar.

Z. Accessories (2) / Zubehör (2)
Accessoires (2) / Accesorios (2)













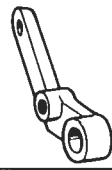
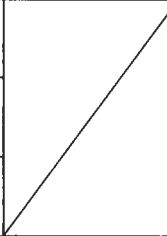



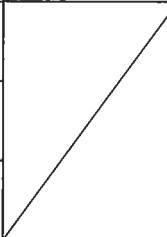








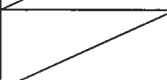
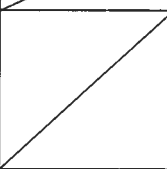

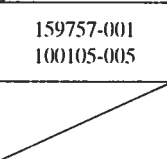
Ref. No.	Name of Parts	Q'ty	Parts No.	Assembly No.	Ref. No.	Name of Parts	Q'ty	Parts No.	Assembly No.
25	Cushion Base (Right)	1	148290-001		54-14	Spool Cushion	5	126863-000	
26	Cushion Base (Left)	1	148292-001		54-15	Spool Holder Supporter (A)	1	150188-001	Z-54
27	Screw 4.5 x 16	4	031451-603		54-16	Screw 5 x 10	1	007501-003	Cotton Stand
32-2	Table Sheet	1	149005-001		54-17	Nut 5	1	021500-103	Assembly 5T111-
41-1	Cushion	1	147919-001		54-18	Screw 4.5 x 22	1	031452-203	150162-003
41-2	Cushion	3	147919-002		54-19-1	Spool Holder 2	1	150178-001	Z-54-19
42	Head Sheet	1	148303-001		54-19-2	Thread Hanger	2		Thread Hanger
54-1-1	Cotton Stand Base	1	150189-001	Z-54-1	54-19-3	Thread Bushing	2	142990-001	Assembly 147055-003
54-1-2	Screw 6 x 7	2	150181-101	Cotton Stand	54-20-1	Spool Holder 3	1	150176-001	Z-54-20
54-2	Screw 4.5 x 22	3	031452-203	Base Assembly	54-20-2	Thread Hanger	3		Thread Hanger
54-3	Pipe	2	150172-001	150139-001	54-20-3	Thread Bushing	3	142990-001	Assembly 147056-003
54-4-1	Joint	1	150173-001		54-21	Bolt 5 x 28	2	017502-803	
54-4-2	Screw 5 x 14	2	150202-001	Z-54-4	54-22-1	Thread Guide Holder	1	150185-001	Z-54-22
54-4-3	Nut 5	2	021500-103	Joint For	54-22-2	Bolt 5 x 28	1	017502-803	Thread Guide
54-5	Cap	1		Cotton Stand	54-22-3	Nut 5	1	021500-103	Holder Assembly
54-6	Spool Holder 2	1	150178-001	150106-001	54-23-1	Thread Guide Stopper Bar	1	142996-001	Z-54-23
54-7	Spool Holder	1	150176-001		54-23-2	Screw 4.76	1	013719-412	Thread Guide
54-8	Bolt 5 x 28	2	017502-803	Z-54	54-24	Thread Guide 5	1	142999-001	Stopper Bar
54-9	Spool Shaft (B)	5	150179-001	Cotton Stand	54-25	Washer 5	4	025050-233	Assembly 142971-001
54-10	Spring Washer 2 - 5	5	028050-243	Assembly 5T11F	57-1	Eye Guard For Overlock	1	150550-000	Z-57
54-11	Nut 5	5	021500-103	150162-003	57-2	Screw 3/8 - 40 x 5	2	062660-512	Eye Guard
54-12	Spool Stand Base	5	150180-000		57-3	Washer 3	2	025030-232	Assembly 151017-001
54-13	Spool Mat	5	150182-000						







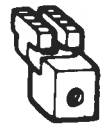
* The details of included accessories are subject to change.
* Änderungen in der Aufstellung der mitgelieferten Zubehöre sind vorbehalten.



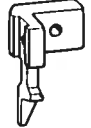




* Les détails des accessoires inclus sont sujets à des changements.
* Los detalles de los accesorios incluidos pueden variar.








DIFFERENT PARTS LIST / ZUBEHÖRLISTE
 LISTE DES PIÈCES ACCESSOIRES / LISTA DE PIEZAS ACCESORIAS



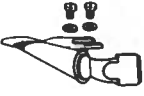


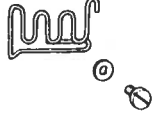
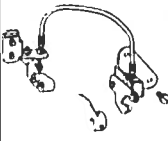
Ref. No.		A-33	A-37	A-72	A-73	A-74
Sub Class	Specifications	Front Cover Assembly 	Supporter for Front Cover Assembly 	Oil Cap 	Threading Diagram 	Screw 5.95 
061-2 — -3 — -4	Thin	148987-001	146444-001	143196-001	148104-001	013760-612
062-3	Thin				148105-001	
063-3 — -4 — -5	Thin, medium				148104-001	
064-5	Thin, medium				148105-001	
065-5	Thick					
067-4	Ruffling					
069-5	Ruffling					
071-6	Ruffling					
073-4	Ruffling (W/Piping)					
075-5	Ruffling (W/Piping)					
077-6	Ruffling (W/Piping)		148104-001			
081-3 — -5	Taping					
083-5	Taping					
087-6	Denim			143196-001	013760-612	
089-5	Binding	148989-001	147367-001			
092-6	Denim	148987-001	146444-001			



Ref. No.	A-92	A-94	C-20	C-21/C-22	C-34	C-35/C-36	D-19	
Sub Class	Label 061-	Label 	Needle Clamp Assembly 	Needle DC x 1 DM x 13 	Needle Plate 	Chain Stitch Guide (F) Screw 2.38 	Presser Foot Lifter Lever 	
061-2	146976-081	147943-001	146487-001	112297-011 140104-011	148280-001			
-3	146976-001				146498-001			
-4	146976-002				146499-001			
062-3	146976-004				146498-001			
063-3	146976-007	147943-001	146489-001	112297-014 140104-014	146501-001		148143-001	
-4	146976-008				146502-001			
-5	146976-009				146503-001			
064-5	146976-012							
065-5	146976-013	147943-001	146491-001	112297-016 140104-016	146504-001			
067-4	146976-019		146487-001		S01770-001			
069-5	146976-021		146489-001		S01773-001			
071-6	146976-023		146491-001		S01775-001			
073-4	146976-025		146487-001	112297-014 140104-014	S01770-001		M-6-8 149256-001	
075-5	146976-027		146489-001		S01773-001			
077-6	146976-029		146491-001		S01775-001			
081-3	146976-037		146489-001	146489-001		146501-001		
-5	146976-039					146503-001		
083-5	146976-043		146491-001	146491-001	112297-016 140104-016	146504-001		148143-001
087-6	146976-051	112297-018 140104-018			159770-001	159757-001 100105-005		
089-5	146976-069	112297-014 140104-014			147369-001			
092-6	146976-090	112297-018 140104-018			159770-001	159757-001 100105-005		

Ref. No.	D-34/D-35	D-36	D-37	D-39/D-40	E-38	E-39	E-40
	Tape Guide Screw 3/18-40x4 	Presser Foot Assembly 	Spring Plate 	Trimming Knife Screw 3.18 	Main Feed Dog 	Differential Feed Dog 	Chain Feed Dog 
061-2 — -3 — -4		148155-001			146567-001	146572-001	146577-001
062-3							
063-3 — -4 — -5		148150-101			146567-001	146572-001	146577-001
064-5							
065-5		148153-101			146568-001	146573-001	
067-4		148158-001			S01781-001	146575-001	148189-001
069-5		148160-001					
071-6		148161-001			S01782-001	146576-001	
073-4		148747-001			S01783-001	146575-001	
075-5		148748-001			S01784-001		
077-6		148749-001			S01785-001	146576-001	
081-3 — -5	146883-001 062660-412	148162-101			146567-001	146572-001	146577-001
083-5		149918-001			146568-001	146573-001	
087-6		148260-101	156448-001	148259-001 141542-001	146569-001	146574-001	
089-5		148263-101			146567-001	146572-001	
092-6		148260-101	156448-001	148259-001 141542-001	146569-001	146574-001	

Ref. No.	F-8	F-9	F-26	F-27	F-28	F-29	G-12
Sub Class	Upper Knife 	Bolt 3.57 Screw 357-40x10 	Upper Knife Holder 	Screw 437-40x8 Screw 4.37 	Upper Knife Presser 	Upper Knife Presser Plate 	Over Looper Assembly 
061-2	148198-001	144075-001	144179-001	060680-812	/	/	148209-001
-3							
-4							
062-3							
063-3							
-4							
-5							
064-5							
065-5							
067-4							
069-5							
071-6							
073-4							
075-5							
077-6							
081-3							
-5							
083-5							
087-6							
089-5							148209-001
092-6	148342-001	062671-016	148345-001	102424-003	148343-001	148344-001	148217-001

Ref. No.	G-14	G-15	L-4	L-8	L-21	M-2-1/M-2-2	M-2-3/M-2-4
	Over Looper 	Spreader 	Thread Tension Control Stud 	Spring 	Needle Thread Take-up 	Ruffling Attachment Assembly Screw 6.35x18 	Ruffler Guide Screw 357-40x6 
061-2 -3 -4	147934-001				144108-001		
062-3		147935-001			142201-001		
063-3 -4 -5	147934-001		110820-101 (Q'ty 4)		144108-001		
064-5		147935-001			142201-001		
065-5				144104-001			
067-4							
069-5							
071-6			110820-101 (Q'ty 2)				
073-4			M-6-13 159574-001 (Q'ty 2)			146587-201 S01304-001	144793-000 060670-616
075-5	147934-001						
077-6					144108-001		
081-3 -5							
083-5							
087-6	159686-001		110820-101 (Q'ty 4)	148851-001			
089-5	147934-001			144104-001			
092-6	159686-001			148851-001			

Ref. No.	M-2-5/M-2-6	M-5-1/M-5-2	M-5-3/M-5-4/M-5-6	M-5-5	M-7-1/M-7-2/M-7-3	M-7-4/M-7-5/M-7-6	M-6
Sub Class	Handle Nut 6.35 	Tape Winder Assembly Screw 4.5x20 	Wrapper Assembly Screw 357-40x5 Washer 3.5 	Cotton Stand 	Wrapper Assembly Washer Screw 357-40x5 	Tape Guide Washer 3.5 Screw 357-40x5 	Ruffler Interlocking Parts Assembly 
061-2							
-3							
-4							
062-3							
063-3							
-4							
-5							
064-5							
065-5							
067-4							
069-5							
071-6							
145809-001							149252-002
150556-002							
143767-002			147440-000				
101118-001			062680-612	181031-001			
			110735-002				
077-6							
081-3							
-5							
083-5							
087-6							
089-5		143767-002			147373-000	147377-001	
		101118-001			105161-004	025350-332	
					062670-512	062670-512	
092-6							

Ref. No.	Z-1	Z-39/Z-40					
Sub Class	Needle DC x 1 DM x 13 	Trimming Knife Screw 3.18 					
061-2 -3 -4	112297-011 140104-011						
062-3							
063-3 -4 -5	112297-014 140104-014						
064-5	112297-016 140104-016						
065-5		148259-001 141542-001					
067-4							
069-5							
071-6							
073-4	112297-014 140104-014						
075-5							
077-6							
081-3 -5							
083-5	112297-016 140104-016						
087-6	112297-018 140104-018						
089-5	112297-014 140104-014	148259-001 141542-001					
092-6	112297-018 140104-018						

INDEX / VERZEICHNIS INDEX / INDICE

Parts No.	Ref No.	Remark	Parts No.	Ref No.	Remark	Parts No.	Ref No.	Remark	Parts No.	Ref No.	Remark
S01226-001	G- 1- 2		025770-232	M- 2- 1- 8		062670-612	L- 59		105161-004	M- 7- 2	
S01227-001	H- 1- 2		028050-242	L- 56			L- 61		105163-001	M- 2- 1- 6	
S01248-001	H- 15			M- 5- 5- 5			M- 6- 7		105234-003	M- 2- 1-23	
S01295-001	D- 36- 1- 8		028050-243	Z- 54-10		062670-812	B- 5		105248-003	L- 23	
S01304-001	M- 2- 2		031311-302	Z- 31			C- 9- 7		105288-001	D- 36- 2- 5	
S01371-001	D- 36- 6- 6		031451-603	Z- 27			C- 29			D- 36- 3- 5	
S01372-001	D- 36- 6- 4			Z- 47			L- 16			D- 36- 4- 5	
S01373-001	D- 36- 6- 3		031452-203	Z- 54- 2			L- 18			D- 36- 5- 5	
S01374-001	D- 36- 6- 7			Z- 54-18			L- 32			D- 36- 7- 5	
S01375-001	D- 36- 6- 2		047140-842	A- 33- 1- 5		062671-016	F- 9- 2			D- 36- 8- 7	
S01614-001	M- 2- 1-32			A- 33- 2- 5		062671-412	A- 48			D- 36- 9- 7	
S01770-001	C- 34- 8		048025-342	D- 36- 2- 8		062680-612	M- 2- 1-26			D- 36-10- 7	
S01773-001	C- 34- 9			D- 36- 3- 8			M- 5- 4			D- 36-11- 7	
S01775-001	C- 34-10			D- 36- 4- 8		062680-712	A- 17			D- 36-12- 7	
S01781-001	E- 38- 3			D- 36- 5- 8			A- 70			D- 36-13- 7	
S01782-001	E- 38- 4			D- 36- 7- 8			C- 33		105343-001	Z- 12	
S01783-001	E- 38- 5		060630-412	L- 55			D- 9		107244-001	B- 13	
S01784-001	E- 38- 6		060670-512	M- 2- 1-28			E- 17		107351-001	C- 25	
S01785-001	E- 38- 7		060670-616	M- 2- 4			F- 23		107779-001	Z- 11	
001401-406	Z- 20		060680-812	A- 34			G- 13		108494-001	M- 5- 1- 5	
007501-003	Z- 54-16			E- 9			K- 3		108495-001	M- 5- 1- 6	
013679-412	M- 2- 1-30			E- 12			K- 21		108809-001	K- 9	
013719-412	G- 12- 1- 5			F- 12			K- 23		109203-001	A- 65	
	G- 12- 2- 5			F- 27- 1		062680-716	A- 9		109852-001	M- 5- 5- 1	
	Z- 54-23- 2		062630-612	J- 5		062680-812	M- 2- 1-18		109853-001	M- 5- 5- 2	
013760-612	A- 74		062630-812	E- 37			M- 6- 3		110161-003	M- 5- 5- 4	
	H- 12- 2		062660-412	C- 9- 6		062681-012	B- 15		110161-006	M- 6-12	
013761-410	B- 19			C- 31		062681-412	A- 4		110230-001	M- 2- 1-22	
014680-422	A- 54			D- 30			L- 2		110641-002	A- 64	
	G- 12- 1- 9			D- 35		062681-612	D- 23		110670-000	B- 14	
	G- 12- 2- 9			L- 22		062761-012	M- 6-10		110672-000	B- 17	
	G- 14- 1- 2		062660-512	Z- 57- 2		072600-000	B- 4		110673-000	B- 12	
	G- 14- 2- 2		062660-612	D- 36- 6-10		072600-100	B- 8		110735-002	M- 5- 6	
	G- 15- 2		062660-712	D- 36- 8- 5			B- 16		110813-001	L- 13	
	H- 16			D- 36- 9- 5		081002-670	D- 7			L- 40	
	H- 17			D- 36-10- 5		100022-005	D- 18		110820-101	L- 4	
	J- 24			D- 36-11- 5		100032-003	A- 32			M- 2- 1- 7	
	L- 48			D- 36-12- 5			A- 43		110832-001	L- 5	
014770-622	E- 15			D- 36-13- 5			C- 27			L- 42	
017502-803	Z- 54- 8			M- 2- 1-14		100080-004	M- 5- 5- 3		111486-001	C- 26	
	Z- 54-21		062670-412	A- 33- 1- 8		100105-005	C- 36		112297-011	C- 21	
	Z- 54-22- 2			A- 33- 2- 8			L- 36			Z- 1	
017761-412	E- 2			A- 40		100136-001	M- 5- 1- 7		112297-014	C- 21	
	E- 20			A- 52		100260-001	F- 5			Z- 1	
	E- 24			L- 51			G- 11		112297-016	C- 21	
	J- 14		062670-512	D- 14- 4		100366-001	C- 1- 5			Z- 1	
017761-612	C- 1-11			G- 3			C- 1- 9		112297-018	C- 21	
	C- 4			H- 3			C- 7			Z- 1	
017771-412	J- 8- 2			K- 14			E- 1- 4		112299-001	L- 65	
017771-612	A- 63			K- 16		100444-002	M- 5- 5- 6		112300-001	L- 63	
	F- 11			K- 18		100447-001	M- 5- 5- 7		112301-001	L- 64	
	G- 16			L- 24		100645-003	E- 8			M- 6- 2- 5	
018061-622	C- 24			M- 7- 3			E- 11		112436-001	F- 15	
021400-106	Z- 19			M- 7- 6		101118-001	M- 5- 2			Z- 5	
021500-103	Z- 54- 4- 3		062670-612	A- 15		101572-101	Z- 6		112754-001	K- 1	
	Z- 54-11			A- 23		101706-001	A- 45- 2		113589-001	A- 6	
	Z- 54-17			A- 26			E- 18- 2		114255-002	C- 18	
	Z- 54-22- 3			A- 28			J- 12- 2		114483-002	Z- 16	
021670-202	A- 49			A- 31			M- 2- 1- 4		116016-001	Z- 21	
021680-202	D- 24			A- 36			M- 2-1-19-2		116231-001	E- 22	
025030-232	D- 36- 6- 9			A- 47		102424-003	F- 27- 2			E- 26	
	Z- 57- 3			A- 68		102538-002	B- 6		117160-001	A- 38	
025050-233	Z- 54-25			F- 20		102627-001	F- 14		117466-000	Z- 13	
025060-132	J- 28			L- 27		102843-004	A- 24		117515-001	F- 16	
025060-232	J- 27			L- 29			G- 5		117516-001	E- 36	
025350-332	M- 7- 5			L- 34			H- 5			F- 17	
025680-232	Z- 46			L- 39		104908-001	D- 6		117591-001	K- 12	

Parts No.	Ref No.	Remark	Parts No.	Ref No.	Remark	Parts No.	Ref No.	Remark	Parts No.	Ref No.	Remark
117608-001	A- 50		140992-001	D- 36-12-13		145147-001	D- 36- 3- 4		146635-001	J- 23	
118768-001	K- 4			D- 36-13-13			D- 36- 4- 4		146644-000	K- 19	
118837-001	Z- 7		140993-001	D- 36- 8-11			D- 36- 5- 4		146649-001	L- 3	
122771-002	D- 36- 2-13			D- 36- 9-11		145446-001	L- 6		146652-001	L- 30	
	D- 36- 3-13			D- 36-10-11			L- 43		146653-001	L- 31	
	D- 36- 4-13			D- 36-11-11		145803-001	M- 2- 1- 2		146654-001	L- 33	
	D- 36- 5-13			D- 36-12-11		145807-001	M- 2- 1-17		146663-001	L- 53	
	D- 36- 7-13			D- 36-13-11		145808-001	M- 2- 1-25		146700-001	Z- 9	
122991-001	Z- 23		141183-000	A- 44		145809-001	M- 2- 5		146865-001	D- 36- 2- 2	
126863-000	Z- 54-14		141514-001	M- 6- 2- 2		145810-001	M- 2- 1-20			D- 36- 4- 2	
129984-002	A- 16			M- 6- 5		145811-001	M- 2- 1-24			D- 36- 7- 2	
140041-001	A- 25		141528-002	D- 20		146315-000	A- 56		146869-001	D- 36- 2-10	
140065-001	A- 58		141542-001	D- 40		146421-000	A- 5			D- 36- 3-10	
140066-001	A- 55			Z- 40		146426-000	A- 19			D- 36- 4-10	
	A- 57		142201-001	L- 21- 2		146427-001	A- 13			D- 36- 5-10	
140077-001	A- 66		142243-000	D- 36- 1- 3			A- 20			D- 36- 7-10	
140084-000	B- 11		142244-001	D- 36- 1- 4			C- 9- 5		146870-001	D- 36- 2-12	
140085-003	B- 18		142245-001	D- 36- 1- 5			C- 20- 1- 2			D- 36- 3-12	
140092-001	C- 6		142246-001	D- 36- 1- 6			C- 20- 2- 2			D- 36- 4-12	
140104-011	C- 22		142247-001	D- 36- 1- 7			C- 20- 3- 2			D- 36- 5-12	
	Z- 1		142262-001	Z- 22			D- 28			D- 36- 7-12	
140104-014	C- 22		142669-002	L- 35			J- 16		146880-001	D- 36- 8- 8	
	Z- 1		142674-000	K- 6		146440-001	A- 33- 1- 2		146883-001	D- 34	
140104-016	C- 22		142971-001	Z- 54-23			A- 33- 2- 2		146901-001	D- 36- 2-11	
	Z- 1		142990-001	Z- 54-19- 3		146441-000	A- 33- 1- 3			D- 36- 3-11	
140104-018	C- 22			Z- 54-20- 3			A- 33- 2- 3			D- 36- 4-11	
	Z- 1		142996-001	Z- 54-23- 1		146442-001	A- 33- 1- 4			D- 36- 5-11	
140180-001	B- 20		142999-001	Z- 54-24			A- 33- 2- 4			D- 36- 7-11	
140208-001	E- 34		143196-001	A- 72		146444-001	A- 37- 1		146924-000	A- 37- 1- 2	
140248-001	F- 22		143312-000	B- 3		146446-001	A- 39			A- 37- 2- 2	
140270-001	D- 36- 3- 2		143374-001	A- 42		146483-001	C- 16		146926-001	L- 60	
	D- 36- 5- 2		143444-001	K- 11		146486-000	C- 19		146926-002	L- 26	
	D- 36- 8- 3		143757-001	L- 14		146487-001	C- 20- 1		146929-001	L- 28	
	D- 36- 9- 3		143767-002	M- 5- 1		146489-001	C- 20- 2		146930-001	L- 58	
	D- 36-10- 3		143980-001	M- 5- 1- 4		146491-001	C- 20- 3		146976-001	A- 92	
	D- 36-11- 3		144031-000	G- 9		146498-001	C- 34- 1		146976-002	A- 92	
	D- 36-12- 3		144075-001	F- 9- 1		146499-001	C- 34- 2		146976-004	A- 92	
	D- 36-13- 3		144103-002	L- 7		146501-001	C- 34- 3		146976-007	A- 92	
140271-001	D- 36- 9- 8		144104-001	L- 8- 1		146502-001	C- 34- 4		146976-008	A- 92	
140272-001	D- 36- 8- 9		144105-000	L- 10		146503-001	C- 34- 5		146976-009	A- 92	
	D- 36- 9- 9			L- 45		146504-001	C- 34- 7		146976-012	A- 92	
	D- 36-10- 9			M- 2- 1-10		146547-000	E- 13		146976-013	A- 92	
	D- 36-11- 9		144108-001	L- 21- 1		146549-001	E- 16		146976-019	A- 92	
	D- 36-12- 9		144110-001	L- 9		146567-001	E- 38- 1		146976-021	A- 92	
	D- 36-13- 9		144124-001	Z- 8		146568-001	E- 38- 2		146976-023	A- 92	
			144127-001	C- 28		146569-001	E- 38- 8		146976-025	A- 92	
140273-001	D- 36- 8-10		144179-001	F- 26- 1		146572-001	E- 39- 1		146976-027	A- 92	
	D- 36- 9-10		144225-002	Z- 34		146573-001	E- 39- 2		146976-029	A- 92	
	D- 36-10-10		144458-001	H- 7		146574-001	E- 39- 5		146976-037	A- 92	
	D- 36-11-10		144764-001	M- 2- 1-27		146575-001	E- 39- 3		146976-039	A- 92	
	D- 36-12-10		144777-001	D- 36- 8- 4		146576-001	E- 39- 4		146976-043	A- 92	
	D- 36-13-10			D- 36- 9- 4		146577-001	E- 40- 1		146976-051	A- 92	
140275-001	D- 36- 8-12			D- 36-10- 4		146580-001	F- 24		146976-069	A- 92	
	D- 36- 9-12			D- 36-11- 4		146581-001	F- 4		146976-081	A- 92	
	D- 36-10-12			D- 36-12- 4			G- 10		146976-090	A- 92	
	D- 36-11-12			D- 36-13- 4		146582-001	F- 10		147049-001	L- 11- 1- 2	
	D- 36-12-12			D- 36- 8- 6		146583-001	F- 13		147049-002	L- 11- 2- 2	
	D- 36-13-12		144778-001	D- 36- 9- 6		146584-001	F- 18		147049-003	L- 11- 3- 2	
140313-001	J- 10		140327-001	J- 25		146585-001	F- 19		147049-004	L- 11- 4- 2	
140342-001	Z- 15		140759-000	Z- 33		146586-000	F- 21		147055-003	Z- 54-19	
140774-000	K- 7		140991-001	D- 36-10- 8		146587-201	M- 2- 1		147056-003	Z- 54-20	
140991-001	D- 36-10- 8		144783-001	M- 2- 1-12		146588-001	M- 2- 1- 1		147148-001	L- 41	
140992-001	D- 36- 8-13		144784-001	M- 2- 1-13		146589-001	M- 2- 1- 3		147149-001	L- 44	
	D- 36- 9-13		144788-001	M- 2- 1- 9		146590-001	M- 2- 1- 5		147344-001	L- 62	
	D- 36-10-13		144793-000	M- 2- 3		146592-001	M- 2- 1-29		147367-001	A- 37- 2	
	D- 36-11-13		145147-001	D- 36- 2- 4		146617-001	H- 13		147369-001	C- 34-11	
					146634-001	J- 21		147371-001	D- 36- 7- 4		

Parts No.	Ref No.	Remark	Parts No.	Ref No.	Remark	Parts No.	Ref No.	Remark	Parts No.	Ref No.	Remark
147373-000	M- 7- 1		148145-001	D- 22		148249-000	K- 10		149172-001	G- 12- 2- 2	
147377-001	M- 7- 4		148146-001	D- 25		148250-001	K- 13		149173-001	Z- 10	
147440-000	M- 5- 3		148147-001	D- 26		148251-001	K- 15		149252-002	M- 6	
147488-001	D- 36-12- 8		148148-001	D- 29		148252-001	K- 17		149253-001	M- 6- 4	
147489-001	D- 36-13- 8		148150-101	D- 36- 2		148253-001	L- 1		149255-001	M- 6- 6	
147691-000	K- 5		148153-101	D- 36- 3		148254-001	L- 25		149256-001	M- 6- 8	
147787-001	D- 36-11- 8		148155-001	D- 36- 1		148255-001	L- 17		149260-001	D- 36- 2- 6	
147893-002	Z- 18		148158-001	D- 36- 8		148256-001	L- 37			D- 36- 4- 6	
147919-001	Z- 41- 1		148160-001	D- 36- 9		148258-001	Z- 32- 1			D- 36- 7- 6	
147919-002	Z- 41- 2		148161-001	D- 36-10		148259-001	D- 39		149261-001	D- 36- 2- 7	
147933-001	M- 2- 1-16		148162-101	D- 36- 4			Z- 39			D- 36- 4- 7	
147934-001	G- 14- 1		148163-001	E- 1		148260-101	D- 36- 6			D- 36- 7- 7	
147935-001	G- 15		148166-001	E- 1- 3		148262-001	E- 6		149262-001	D- 36- 2- 9	
147943-001	A- 94		148167-001	E- 3		148263-101	D- 36- 7			D- 36- 3- 9	
148020-001	D- 36- 6- 8		148168-000	E- 4		148269-001	C- 9			D- 36- 4- 9	
148065-001	A- 2		148169-000	E- 5		148270-001	C- 9- 3			D- 36- 5- 9	
148066-000	A- 3		148173-000	E- 6- 3		148271-001	C- 9- 4			D- 36- 7- 9	
148067-001	A- 7		148174-000	E- 7		148280-001	C- 34- 6		149265-001	D- 36- 3- 6	
148068-000	A- 8		148175-000	E- 10		148281-001	F- 25			D- 36- 5- 6	
148069-001	A- 10		148176-001	E- 14		148290-001	Z- 25		149266-001	D- 36- 3- 7	
148070-001	A- 11		148177-001	E- 19		148292-001	Z- 26			D- 36- 5- 7	
148071-000	A- 12		148178-001	E- 21		148303-001	Z- 42		149566-001	L- 11- 1- 1	
148072-001	A- 14		148179-001	E- 23		148304-001	A- 46			L- 11- 2- 1	
148073-001	A- 18		148180-001	E- 25		148315-001	K- 20			L- 11- 3- 1	
148074-001	A- 21		148181-001	E- 27		148342-001	F- 8- 2			L- 11- 4- 1	
148075-000	A- 22		148182-001	E- 28		148343-001	F- 28			M- 2- 1-11	
148076-001	A- 27		148183-001	E- 29		148344-001	F- 29		149568-001	L- 11- 1	
148077-001	A- 29		148184-000	E- 32		148345-001	F- 26- 2		149568-002	L- 11- 2	
148078-001	A- 30		148185-001	E- 33		148346-001	D- 14		149568-003	L- 11- 3	
148082-001	A- 41		148186-001	E- 35		148373-000	B- 7		149568-004	L- 11- 4	
148083-001	A- 51		148189-001	E- 40- 2		148387-001	M- 6- 1		149918-001	D- 36- 5	
148084-001	A- 53		148196-000	F- 6		148388-001	M- 6- 2- 1		150106-001	Z- 54- 4	
148085-001	A- 59		148197-000	F- 7		148389-001	M- 6- 2- 3		150139-001	Z- 54- 1	
148086-000	A- 60		148198-001	F- 8- 1		148390-001	M- 6- 2- 4		150145-001	Z- 54-22	
148087-001	A- 61		148198-001	Z- 4		148395-001	M- 6- 2		150162-003	Z- 54	
148088-000	A- 62		148200-001	G- 1		148403-001	E- 41		150172-001	Z- 54- 3	
148089-001	A- 67		148204-001	G- 2		148404-001	E- 42		150173-001	Z- 54- 4- 1	
148090-001	A- 69		148205-001	G- 4		148425-001	G- 1- 2- 3		150176-001	Z- 54- 7	
148103-001	A- 35		148206-001	G- 6			H- 1- 2- 2			Z- 54-20- 1	
148104-001	A- 73- 1		148207-000	G- 7		148430-101	Z- 30		150178-001	Z- 54- 6	
148105-001	A- 73- 2		148208-001	G- 8		148431-101	Z- 43- 1			Z- 54-19- 1	
148111-000	B- 9		148209-001	G- 12- 1		148432-001	Z- 43- 2		150179-001	Z- 54- 9	
148112-000	B- 10		148212-001	G- 12- 1- 3		148747-001	D- 36-11		150180-000	Z- 54-12	
148113-001	B- 1			G- 12- 2- 3		148748-001	D- 36-12		150181-101	Z- 54- 1- 2	
148117-001	C- 1- 4		148213-101	G- 12- 1- 4		148749-001	D- 36-13		150182-000	Z- 54-13	
	C- 1- 8			G- 12- 2- 4		148782-001	H- 18		150185-001	Z- 54-22- 1	
148118-001	C- 1- 6		148217-001	G- 12- 2			J- 26		150188-001	Z- 54-15	
148120-000	C- 5		148224-001	H- 2		148783-001	G- 12- 1- 6		150189-001	Z- 54- 1- 1	
148121-000	C- 8		148225-001	H- 4			G- 12- 2- 6		150202-001	Z- 54- 4- 2	
148122-001	C- 9- 2		148226-001	H- 8		148813-001	D- 14- 3		150382-001	G- 1- 2- 2	
148123-001	C- 17		148227-000	H- 9		148838-001	E- 30		150550-000	Z- 57- 1	
148124-002	C- 23		148228-000	H- 10		148847-001	E- 31		150553-002	M- 2- 1-21	
148125-001	C- 30		148230-001	H- 1		148851-001	L- 8- 2		150556-002	M- 2- 6	
148126-001	C- 32		148232-001	H- 6		148857-001	C- 1- 2		150806-001	B- 2	
148128-001	D- 1		148234-000	J- 3			G- 1- 1- 2		150807-101	L- 47	
148129-001	D- 2		148235-001	J- 4			H- 1- 1- 2		150808-001	L- 49	
148130-001	D- 3		148236-001	J- 6			J- 1- 2		150810-001	L- 50	
148131-001	D- 4		148237-000	J- 7		148858-001	C- 1		150811-001	L- 54	
148133-001	D- 4- 2		148239-001	J- 11		148859-000	A- 75		150812-001	L- 57	
148134-001	D- 5		148240-001	J- 13		148984-001	A- 33- 1- 6		150813-001	L- 52	
148135-001	D- 8		148241-001	J- 15			A- 33- 2- 6		151012-001	L- 46	
148136-001	D- 10		148242-001	J- 17		148987-001	A- 33- 1		151017-001	Z- 57	
148137-001	D- 11		148243-001	J- 18		148989-001	A- 33- 2		151614-001	M- 6- 9	
148138-001	D- 12		148244-000	J- 19		149005-001	Z- 32- 2		151617-001	L- 38	
148139-001	D- 13		148245-000	J- 20		149171-001	H- 14		152194-001	A- 33- 1- 7	
148143-001	D- 19		148247-001	K- 2			J- 22			A- 33- 2- 7	
148144-001	D- 21		148248-000	K- 8		149172-001	G- 12- 1- 2		153483-001	M- 6-11	

